



GROUP	MODEL
ENG	2014-2017MY Multiple Models
NUMBER	DATE
254	June 2024

TECHNICAL SERVICE BULLETIN

ENGINE SUB ASSEMBLY

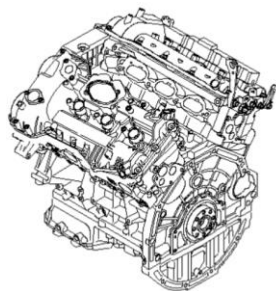
SUBJECT:

INSPECTION/REPLACEMENT (WTY039)

This bulletin provides information associated with the 'Warranty Extension Program' (WTY039) to diagnose a coolant leak from the cylinder head gasket area and, if necessary, replace the engine sub assembly on vehicles listed below.

Model	Production Date Range
2014 - 2015MY Sorento (XMa) 3.3L GDI Lambda II	December 17, 2012 to December 11, 2014
2014 - 2017MY Cadenza (VG & YG) 3.3L GDI Lambda II	February 1, 2013 to July 12, 2017
2015 - 2016MY Sedona (YP) 3.3L GDI Lambda II	July 21, 2014 to March 17, 2016

Under certain severe operating conditions and over time, the engine in the subject vehicles may develop a coolant leak from the cylinder head gasket area. If the vehicle continues to be driven in the unrepaired condition, the engine may overheat and become further damaged. The customer may experience a coolant leak, coolant smell, and/or engine temperature indicator near the "H" mark on the instrument cluster. The warranty coverage for repairs related to the cylinder head gasket will be extended from 5 years / 60,000 miles to 15 years / 180,000 miles, whichever comes first, starting from the date the vehicle was first put into service. Follow the procedure outlined in this publication to diagnose a coolant leak from the cylinder head gasket area, and, if necessary, replace the engine sub assembly on the applicable vehicle.

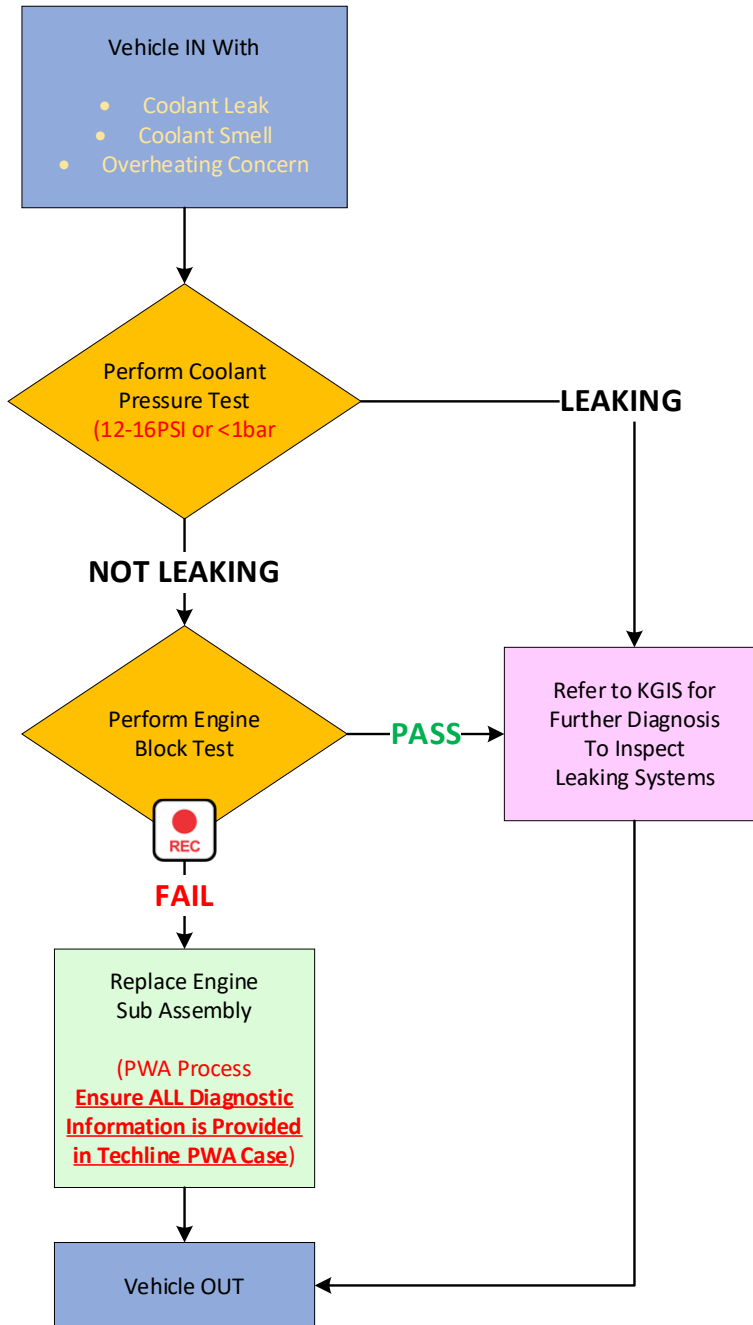


NOTICE

A Technical Service Bulletin is a field fix repair program without customer notification that may be performed during the warranty period. Any dealer requesting to perform this repair outside the warranty period will require DPSM approval.

A printed copy is for reference only; publication information can be updated at any time. Always refer to KGIS for the latest information. After logging in kdealer.com, the newest technical publications are listed in 'Service Releases' and has the latest service information that has been released.

Flowchart:



Path 1: Vehicle IN → Coolant Pressure Test LEAKING → Refer to KGIS → Vehicle OUT

Path 2: Vehicle IN → Coolant Pressure Test NOT LEAKING → Engine Block Test **PASS** → Refer to KGIS → Vehicle OUT

Path 3: Vehicle IN → Coolant Pressure Test NOT LEAKING → Engine Block Test **FAIL** → Replace Engine Sub Assembly (PWA Process) → Vehicle OUT



Note: If any concerns arise during/after completing the flowchart, open a RA - Repair Assistance Techline Case.



SUBJECT:

ENGINE SUB ASSEMBLY INSPECTION/REPLACEMENT (WTY039)

Inspection Procedure:

1. Confirm the vehicle is exhibiting one (1) or more of the following symptoms/concerns:

- Coolant leak
- Coolant smell
- Engine overheating

2. Ensure the engine is at operating temperature. Perform Coolant Pressure Test.

- If coolant pressure is lost (leak confirmed), inspect for leaks and refer to KGIS for further diagnosis. **This TSB does not apply. Claim inspection only labor op.**
- If NO coolant pressure is lost (NOT LEAKING), then proceed to step 3.

 **CAUTION**




Coolant system must be pressurized between 12-16PSI or less than 1bar. **DO NOT** exceed 16PSI or 1bar. Excessive pressure in the coolant system can cause damage.

 **IMPORTANT**

Ensure the engine is at operating temperature. Failure to do so may yield inaccurate diagnostic results.

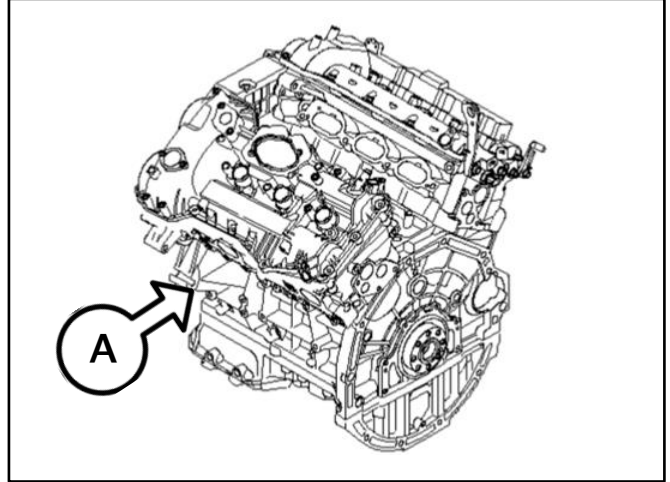
3. Perform Engine Block Test.

- If engine **fails** block test, record a KVID video starting from the VIN label on the door and then showing the failed block test, then proceed to 'Repair Procedure' on page 5.
- If engine **passes** block test, refer to KGIS for further diagnosis. **This TSB does not apply. Claim inspection only labor op.**



Repair Procedure:

1. Replace the engine sub assembly (A) by referring to "Engine And Transaxle Assembly → Engine And Transaxle Assembly → Repair procedures" in the applicable Shop Manual on KGIS.





2. Reinstall all removed parts in reverse order of removal.
3. Confirm normal vehicle operation.

SUBJECT:

ENGINE SUB ASSEMBLY INSPECTION/REPLACEMENT (WTY039)**AFFECTED VEHICLE RANGE:**


Model	Production Date Range
Sorento (XMa)	December 17, 2012 to December 11, 2014
Cadenza (VG & YG)	February 1, 2013 to July 12, 2017
Sedona (YP)	July 21, 2014 to March 17, 2016

REQUIRED TOOL:

Tool Name	Part Number	Figure	Comments
Coolant Pressure Test Kit	N/A		Locally Sourced
Head Gasket Combustion Leak Test Kit	N/A		

SUBJECT: **ENGINE SUB ASSEMBLY INSPECTION/REPLACEMENT (WTY039)**

REQUIRED PART:


Model	Part Name	Part Number	Figure	Qty.	Comments
XMa	Engine Sub Assembly	125S1 3CS00QQK		1	FWD
	Engine Sub Assembly	127S1 3CS00QQK		1	4WD
	Service Kit	NRKIT XMA00*	N/A	1	<p>*Note: Dealers MUST Order The Kit PN NRKIT XMA00</p>
	• Exhaust Manifold Gasket	28521 3C702		1	
	• Exhaust Manifold Gasket	28521 3C712		1	
	• Exhaust Pipe Gasket	28751 2B550		2	
	• Exhaust Pipe Gasket	28751 3S100		1	
	• Inlet Manifold Gasket	28215 3CFA0		6	
	• Surge Tank Gasket	29215 3CFA1		1	
	• HPFP Pipe Assy	35305 3C104		1	
• Fuel Rail Bolt	11403 08656K	6			
• Injector Clip	35309 3C550	6			
• Upper O-ring	35312 3C700	6			
• Injector Tip Seal	35312 3C720	6			
• Injector Washer Bracket	35313 3C200	6			
• Steering Shaft bolt	56415 1M000	1			
• Drive Plate Bolts	23311 35050	8			
• Torque Converter Bolts	42121 21720	6			
• Prop Shaft Bolts (FR) (4WD)	11647 10256K	4			
• Prop Shaft Bolts (RR) (4WD)	49129 C5200	3			
• Castle Nut	49551 3X000	2			
• Roll Rod Bolt	21920 2T000	1			
• Tie Rod End Nut	10225 10007K	2			
• Snap Pin	43777 37710	2			
• HPFP Bolts	11405 06206K	2			
• Self-Locking Flange Nut	13387 12007K	3			
• Coolant O-Ring	25462 35504	2			
• Thermostat Gasket	25652 3CAA0	1			
• Thermostat Gasket	25651 3CAA0	1			
• Oil level gauge O-ring	26614 35020	1			
Engine Oil	NPNENG5W30		6qts	N/A	
Coolant	UM020 CH263		3 gallons	N/A	

Note: The replacement QQQ part numbers will require a VIN entry for parts ordering. DO NOT order these parts for stocking purposes, related to this TSB. Supply is very limited. Until supply stabilizes, please confirm part availability before scheduling customers. Please be sure to expedite warranty claim filing.



SUBJECT:


ENGINE SUB ASSEMBLY INSPECTION/REPLACEMENT (WTY039)

Model	Part Name	Part Number	Figure	Qty.	Comments
VG	Engine Sub Assembly	123S1 3CS00QQK		1	N/A
	Service Kit	NRKIT VG000*	N/A	1	<p>*Note: Dealers MUST Order The Kit PN NRKIT VG000</p>
	<ul style="list-style-type: none"> • Exhaust Manifold Gasket 28521 3C702 • Exhaust Manifold Gasket 28521 3C712 • Exhaust Pipe Gasket 28751 2B100 • Exhaust Pipe Gasket 28751 2T100 • Inlet Manifold Gasket 28215 3CFA0 • Surge Tank Gasket 29215 3CFA1 • HPFP Pipe Assy 35305 3C104 • Fuel Rail Bolt 11403 08656K • Injector Clip 35309 3C550 • Upper O-ring 35312 3C700 • Injector Tip Seal 35312 3C720 • Injector Washer Bracket 35313 3C200 • Steering Shaft bolt 23311 35050 • Drive Plate Bolts 42121 21720 • Torque Converter Bolts 51768 3X000 • Castle Nut 21991 3R000 • Roll Rod Bolt 10225 10007K • Tie Rod End Nut 43777 37710 • Snap Pin 56415 3Q000 • HPFP Bolts 11405 06206K • Self-Locking Flange Nut 13378 12007K • Coolant O-Ring 25462 35504 • Thermostat Gasket 25652 3CAA0 • Thermostat Gasket 25651 3CAA0 • Oil level gauge O-ring 26614 35020 			1	
				1	
				2	
				1	
		6			
		1			
		6			
		1			
		6			
		6			
		6			
		8			
		6			
		2			
		1			
		2			
		2			
		1			
		3			
		2			
		1			
		1			
		1			
	Engine Oil	NPNENG5W30		6qts	N/A
	Coolant	UM020 CH263		3 gallons	N/A

Note: The replacement QQQ part numbers will require a VIN entry for parts ordering. DO NOT order these parts for stocking purposes, related to this TSB. Supply is very limited. Until supply stabilizes, please confirm part availability before scheduling customers. Please be sure to expedite warranty claim filing.



SUBJECT: **ENGINE SUB ASSEMBLY INSPECTION/REPLACEMENT (WTY039)**


Model	Part Name	Part Number	Figure	Qty.	Comments	
YG	Engine Sub Assembly	147S1 3LS00QQK		1	N/A	
	Service Kit	NRKIT YG000*	N/A	1	<p>*Note: Dealers MUST Order The Kit PN NRKIT YG000</p>	
	<ul style="list-style-type: none"> • Exhaust Manifold Gasket 28521 3C702 • Exhaust Manifold Gasket 28521 3C712 • Exhaust Pipe Gasket 28751 C5100 • Exhaust Pipe Gasket 28751 2T100 • Inlet Manifold Gasket 28215 3CFA0 • Surge Tank Gasket 29215 3CFA1 • HPFP Pipe Assy 35305 3C104 • Fuel Rail Bolt 11403 08656K • Injector Clip 35309 3C550 • Upper O-ring 35312 3C700 • Injector Tip Seal 35312 3C720 • Injector Washer Bracket 35313 3C200 • Steering Shaft bolt 23311 35050 • Drive Plate Bolts 42121 21720 • Torque Converter Bolts 51768 3X000 • Castle Nut 21991 3R000 • Roll Rod Bolt 10225 10007K • Tie Rod End Nut 57799 4D200 • Snap Pin 56415 1M000 • HPFP Bolts 11405 06206K • Self-Locking Flange Nut 13378 12007K • Coolant O-Ring 25462 35504 • Thermostat Gasket 25652 3CAA0 • Thermostat Gasket 25651 3CAA0 • Oil level gauge O-ring 26614 35020 	<ul style="list-style-type: none"> 1 1 2 1 6 1 1 6 6 6 6 6 8 6 2 1 2 2 1 2 3 2 1 1 1 				
	Engine Oil	NPNENG5W30		6qts		N/A
	Coolant	UM020 CH263		3 gallons		N/A

Note: The replacement QQQ part numbers will require a VIN entry for parts ordering. DO NOT order these parts for stocking purposes, related to this TSB. Supply is very limited. Until supply stabilizes, please confirm part availability before scheduling customers. Please be sure to expedite warranty claim filing.



SUBJECT:

ENGINE SUB ASSEMBLY INSPECTION/REPLACEMENT (WTY039)

Model	Part Name	Part Number	Figure	Qty.	Comments	
YP	Engine Sub Assembly	128S1 3CS00QQK		1	N/A	
	Service Kit	NRKIT YP000*	N/A	1	<p>*Note: Dealers MUST Order The Kit PN NRKIT YP000</p>	
	<ul style="list-style-type: none"> • Exhaust Manifold Gasket 28521 3C702 • Exhaust Manifold Gasket 28521 3C712 • Exhaust Pipe Gasket 28751 3S100 • Exhaust Pipe Gasket 28215 3CFA0 • Inlet Manifold Gasket 29215 3CFA1 • Surge Tank Gasket 35305 3C104 • HPFP Pipe Assy 11403 08656K • Fuel Rail Bolt 35309 3C550 • Injector Clip 35312 3C700 • Upper O-ring 35312 3C720 • Injector Tip Seal 35313 3C200 • Injector Washer Bracket 56415 1M000 • Steering Shaft bolt 23311 35050 • Drive Plate Bolts 42121 21720 • Torque Converter Bolts 49551 4T000 • Castle Nut 21920 2T000 • Roll Rod Bolt 13146 12007K • Tie Rod End Nut 57799 4D200 • Snap Pin 11405 06206K • HPFP Bolts 13387 12007K • Self-Locking Flange Nut 25462 35504 • Coolant O-Ring 25652 3CAA0 • Thermostat Gasket 25651 3CAA0 • Thermostat Gasket 26614 35020 • Oil level gauge O-ring 28521 3C702 	1				
	Engine Oil	NPNENG5W30		6qts		N/A
	Coolant	UM020 CH263		3 gallons		N/A

Note: The replacement QQQ part numbers will require a VIN entry for parts ordering. DO NOT order these parts for stocking purposes, related to this TSB. Supply is very limited. Until supply stabilizes, please confirm part availability before scheduling customers. Please be sure to expedite warranty claim filing.

SUBJECT:

ENGINE SUB ASSEMBLY INSPECTION/REPLACEMENT (WTY039)**WARRANTY INFORMATION:****N Code: E81 C Code: ZZ1**

Model	Claim Type	Causal P/N	Qty.	Repair Description	Labor Op Code	Op Time	Replacement P/N	Qty.
XMa	W	22321 3CGAO	0	Inspection Only	242A16I1	0.7 M/H	N/A	0
				Inspection + Engine Sub Assembly Replacement FWD	242A16R2*	8.7 M/H	125S1 3CS00QQK	1
							NRKIT XMA00	1
							NPNENG5W30	6qts
							UM020 CH263	3 gallons
		Inspection + Engine Sub Assembly Replacement 4WD	242A16R3*	9.1 M/H	127S1 3CS00QQK	1		
					NRKIT XMA00	1		
					NPNENG5W30	6qts		
					UM020 CH263	3 gallons		
					YP	W	22321 3CGAO	0
Inspection + Engine Sub Assembly Replacement	242090R2*	9.9 M/H	128S1 3CS00QQK	1				
			NRKIT YP000	1				
			NPNENG5W30	6qts				
			UM020 CH263	3 gallons				

Note: Use sublet code 'X1' with a maximum allowed amount of \$1.30 per vehicle for locally sourced Block-Tester Combustion Leak Detector Fluid. Refer to [Warranty Extension Bulletin 2404](#) for claim submission instructions.

***A KVID Video recording of the NG condition is required for all replacement labor ops. If a KVID video for the NG condition is not created as described in this TSB, Warranty claim submission issues will occur. All claims are subject to review and Warranty chargeback.**



SUBJECT:

ENGINE SUB ASSEMBLY INSPECTION/REPLACEMENT (WTY039)

Model	Claim Type	Causal P/N	Qty.	Repair Description	Labor Op Code	Op Time	Replacement P/N	Qty.
VG	W	22321 3CGAO	0	Inspection Only	242090R0	0.7 M/H	N/A	0
				Inspection + Engine Sub Assembly Replacement	242090R3*	8.7 M/H	123S1 3CS00QQK	1
							NRKIT VG000	1
							NPNENG5W30	6qts
UM020 CH263		3 gallons						
YG		22321 3CGAO	0	Inspection Only	242090R1	0.7 M/H	N/A	0
				Inspection + Engine Sub Assembly Replacement	242090R4*	8.9 M/H	147S1 3LS00QQK	1
							NRKIT YG000	1
	NPNENG5W30						6qts	
UM020 CH263	3 gallons							

Note: Use sublet code 'X1' with a maximum allowed amount of \$1.30 per vehicle for locally sourced Block-Tester Combustion Leak Detector Fluid. Refer to [Warranty Extension Bulletin 2404](#) for claim submission instructions.

*A KVID Video recording of the NG condition is required for all replacement labor ops. If a KVID video for the NG condition is not created as described in this TSB, Warranty claim submission issues will occur. All claims are subject to review and Warranty chargeback.

