



GROUP	MODEL
Voluntary Service Campaign	2024MY Telluride (ON)
NUMBER	DATE
SC313	June 2024

VOLUNTARY SERVICE CAMPAIGN

STARTER SOLENOID POSITIVE (+) TERMINAL NUT RE-TIGHTENING (SC313)

SUBJECT:

This bulletin provides the procedure to re-tightening the starter solenoid positive (+) terminal nut on certain 2024MY Telluride (ON) vehicles produced from January 8, 2024 through February 19, 2024. The starter solenoid positive (+) terminal nut in the subject vehicles may not have been properly tightened to specifications during assembly. If this nut is not properly tightening, it may loosen over time, which can result in a no-start condition during start-up and/or Idle Stop and Go (SIG) use. Dealers are to re-tighten the starter solenoid positive (+) terminal nut to the factory specifications on the applicable vehicle. Before conducting the procedure, verify that the vehicle is included in the list of affected VINs listed below.

VIN Population (SC313)

5XYP3DGC3RG497386	5XYP3DGC5RG488463	5XYP5DGC2RG485112
5XYP6DGC1RG491593	5XYP6DGC2RG487892	5XYP3DGC2RG481874
5XYP5DGC6RG491592	5XYP5DGC5RG487873	5XYP5DGC4RG484656
5XYP5DGC4RG491591	5XYP6DGC6RG486146	5XYP5DGC5RG482219
5XYP3DGC5RG491590	5XYP5DGC9RG486113	5XYP3DGC4RG483173
5XYP24GC5RG491589	5XYP5DGC4RG486102	5XYP34GC9RG483105
5XYP5DGC7RG490080	5XYP6DGC2RG485155	5XYP3DGC5RG482243
5XYP3DGC8RG490076	5XYP5DGC3RG485135	5XYP54GCXRG482233
5XYP3DGC4RG488485	5XYP6DGC8RG485113	

NOTICE

There is no charge to the vehicle owner for this repair.

Repair status for a VIN is provided on KDealer+ (Service → Warranty Coverage → Warranty Coverage Inquiry → Campaign Information). Not completed Recall / Service Action reports are available on KDealer+ (Consumer Affairs → Not Completed Recall → Recall VIN → Select Report), which includes a list of affected vehicles.

A printed copy is for reference only; publication information can be updated at any time. Always refer to KGIS for the latest information. After logging in kdealer.com, the newest technical publications are listed in 'Service Releases' and has the latest service information that has been released.

Repair Procedure:

1. Open the hood.
2. Disconnect both 12V battery negative (-) and positive (+) terminals.
3. Lift the vehicle on the hoist.
4. Remove the engine room under cover (A).

Note: (X-Pro model shown for reference use only).

 **WARNING**


Severe injury can occur when working around hot exhaust and surrounding parts. Use heat resistant gloves if available or allow engine and exhaust to cool down before working.



5. Loosen the three (3) engine starter heat shield (B) retaining bolts and remove the heat shield.



Tightening torque for bolts:
6.5 - 10.1 lb.ft (8.8 - 13.7 N.m)




6. Locate the engine starter wire harness (C).



SUBJECT: **STARTER SOLENOID POSITIVE (+) TERMINAL NUT RE-TIGHTENING (SC313)**


4. Disconnect the starter solenoid connector (D).



5. Locate the starter solenoid 12V cable retaining nut (E).

**TECH TIP**


Due to limited space, the use of a 1/4" torque wrench is recommended.



6. Torque the nut to the specification below and DO NOT overtighten.



Tightening torque for nut (E):
8.7 - 10.8 lb.ft (11.8 - 14.7 N.m)




7. Reinstall all removed parts in the reverse order of removal.
8. Reconnect the 12V battery negative (-) and positive (+) cables.
9. Confirm normal vehicle operation.

SUBJECT: STARTER SOLENOID POSITIVE (+) TERMINAL NUT RE-TIGHTENING (SC313)

AFFECTED VEHICLE RANGE:

Model	Production Date Range
Telluride (ON)	January 8, 2024 to February 19, 2024

REQUIRED TOOL:

Tool Name	Part Number	Figure	Comments
Click-Type or Electronic Torque Wrench	Locally Sourced		1/4" Drive Recommended

WARRANTY INFORMATION:

N Code: N99 C Code: C99

Claim Type	Causal P/N	Qty.	Repair Description	Labor Op Code	Op Time	Replacement P/N	Qty.
R	36100 3L160	0	(SC313) Starter Solenoid Positive (+) Terminal Nut Re-Tightening	240A21R0	0.8 M/H	N/A	0

Note: Manually enter sublet code 'X2' for reimbursement of one roundtrip rideshare expense or up to one (1) day of rental expense, with supporting documentation. Refer to [Warranty Bulletin 2024-40](#) for claim submission procedures.

 **NOTICE**

VIN inquiry data for this repair is provided for tracking purposes only. Kia retailers should reference **SC313** when accessing the KDealer+ system.

