



GROUP	MODEL
ELE	2024MY EV9 (MV)
NUMBER	DATE
346	June 2024

TECHNICAL SERVICE BULLETIN

SUBJECT:

SERVICE ACTION: VCMS RESERVED BATTERY CHARGING LOGIC IMPROVEMENT (SA577)

This bulletin provides information to improve the Vehicle Charging Management System (VCMS) operation logic on certain 2024MY EV9 (MV) vehicles produced from September 25, 2023 through April 1, 2024. The vehicle's High Voltage Battery (HVB) can be scheduled to charge at a specific date/time using the scheduled charging feature. The affected vehicles might experience inoperable High Voltage Battery (HVB) charging issues when the scheduled charging feature is enabled. Follow the procedure outlined in this publication to upgrade the VCMS software logic on the applicable vehicle. Before conducting the procedure, verify that the vehicle is included in the list of affected VINs.



NOTICE

A Service Action is a repair program without customer notification that is performed during the warranty period. Any dealer requesting to perform this repair outside the warranty period will require DPSM approval.

Repair status for a VIN is provided on KDealer+ (Service → Warranty Coverage → Warranty Coverage Inquiry → Campaign Information). Not completed Recall / Service Action reports are available on KDealer+ (Consumer Affairs → Not Completed Recall → Recall VIN → Select Report), which includes a list of affected vehicles.

This issue number is SA577.

A printed copy is for reference only; publication information can be updated at any time. Always refer to KGIS for the latest information. After logging in kdealer.com, the newest technical publications are listed in 'Service Releases' and has the latest service information that has been released.

ECU Upgrade Procedure:

To correct this condition, the ECU should be reprogrammed using the KDS download, as described in this bulletin.

Upgrade Event Name

744.MV1 VCMS Reserved Battery Charging Logic Improvement

NOTICE


- Confirm a fully charged battery (12.3 volts or higher is necessary) is used or utilize a fully charged jump starter box connected to the battery.
- **Ensure the KDS GDS is sufficiently charged at 60% or higher prior to reflash.**
- All ECU upgrades must be performed with the ignition set to the 'ON' position unless otherwise stated.
- **Damaged VCI II units should not be used and promptly replaced.**
- Be careful not to disconnect the VCI-II connected to the vehicle during the ECU upgrade procedure.
- **DO NOT start the engine during ECU upgrade.**
- **DO NOT** turn the ignition key 'OFF' or interrupt the power supply during ECU upgrade.
- **When the ECU upgrade is completed, turn the ignition 'OFF' and wait 10 seconds before starting the engine.**
- **ONLY** use approved ECU upgrade software designated for the correct application.

IMPORTANT


It is recommended to ALWAYS check the Electronic Parts Catalog (EPC) to locate the ECU Part Number respective to Auto/Manual Mode ROM IDs. DO NOT reference the parts label affixed to the ECU.

Note: When connecting the external battery pack, in-vehicle operation built-in CAM might be issued by impossible charging amount sensing of the battery sensor.

[Connect the negative \(-\) terminal to the battery as shown below.](#)




NOTICE

Before attempting an ECU upgrade on any Kia model, make sure to first determine whether the applicable model is equipped with an immobilizer  security system. Failure to follow proper procedures may cause the PCM to become inoperative after the upgrade and any claims associated with this repair may be subject to chargeback.

ROM ID INFORMATION TABLE:

Upgrade Event #744

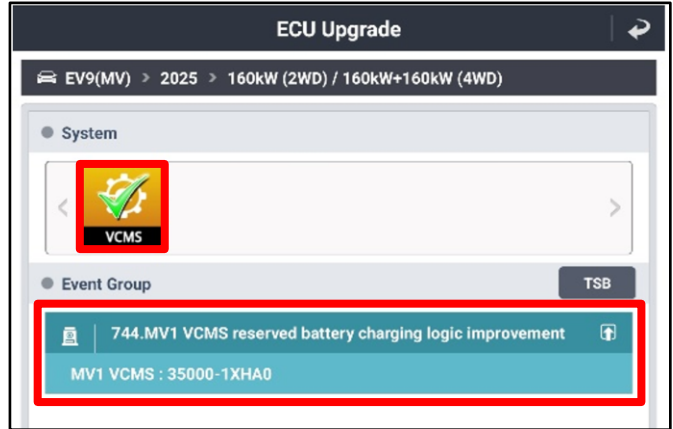
Model	System	IMMO		ECU P/No.	ROM ID	
					Previous	New
EV9	VCMS	YES		35000 1XHA0	EMVE3NM CS1 D000 EMVE3NM CS2 D000 EMVE3NM CS3 D000 EMVE3NM CS4 D000	EMVE3NM CS5 D000

To verify the vehicle is affected, be sure to check the Calibration Identification of the vehicle's ECM ROM ID and reference the Information Table as necessary.

Refer to [TSB SST081](#) for instructions to upgrade the 'VCMS' system:

UPGRADE EVENT:

744.MV1 VCMS Reserved Battery Charging Logic Improvement



Manual Upgrade Procedure:

NOTICE

The manual upgrade should ONLY be performed if the automatic upgrade fails.

If the automatic upgrade fails, turn the ignition 'OFF' for about 10 seconds then place it back in the 'ON' position to reset the control unit BEFORE performing manual upgrade.

See table below for 'Manual Mode' passwords.

Manual Mode ECU Upgrade Passwords


Menu	Password
MV1 VCMS : 35000-1XHAA0	3591

SUBJECT: VCMS RESERVED BATTERY CHARGING LOGIC IMPROVEMENT (SA577)

AFFECTED VEHICLE RANGE:

Model	Production Date Range
EV9 (MV)	September 25, 2023 to April 1, 2024

REQUIRED TOOL:

Tool Name	SST #	Figure	Comments
KDS	N/A		Kia Diagnostic System

WARRANTY INFORMATION:

N Code: N99 C Code: C99

Claim Type	Causal P/N	Qty.	Repair Description	Labor Op Code	Op Time	Replacement P/N	Qty.
V	35000 1XHA0	0	(SA577) VCMS Logic Improvement	240076R0	0.3 M/H	N/A	0

NOTICE

VIN inquiry data for this repair is provided for tracking purposes only. Kia retailers should reference SA577 when accessing the KDealer+ system.