


Removal of Engine Cover on 5.7L Engines – MY 2024 – Dodge Durango (WD)

Beginning on April 25th, 2024 (VIN: 1C4SDJCT5RC193718), the 2024 Dodge Durango and all future model years will no longer have the 5.7L engine cover. The engine cover will no longer be available in production.

The engine cover installation is not reimbursable on a shortage and error claim and will be recovered as unsupported claim payment.



WIC Submissions – MORE INFORMATION NEEDED

There has been an increase in the number of WIC submission requests (Ask A Question, LOP Related Inquiry, Chargeback Appeals, etc.) being returned to dealers for **“need more information.”** To avoid a delay in response time, please provide as much information as possible in the *Short Description* field when submitting your requests. Tell us **“Why are you submitting the request?”** If the request is for a chargeback,

tell us **“What type of chargeback? (i.e., PR1, exchange, narrative, etc.)”** If the request is for a LOP inquiry, tell us **“What type of LOP assistance do you need? (i.e., LH1, LG4, etc.)”**.

NOTE: Additional support can be provided such as tech notes, Mopar invoice, etc. to assist with timely processing requests.

Water Leak - Backlite - Jeep Gladiator (JT)

When a water leak is found on the backlite of Jeep Gladiator vehicles and the backlite needs to be resealed, use LOP 23-50-10-11 for the repair. The repair is covered under the 3/36 Basic Limited Warranty.

Repairing the urethane seal for the rear window on the JT is more difficult than a traditional rear glass. The design of the glass is set deep in the top (not flush with the outside).

It takes more care and time to remove the glass without damaging it. The method in Service Library (23 - Body / Stationary Glass / BACKLITE / Removal and Installation) was updated to show the best way (using a wire knife); then remove the old urethane, lay a new bead in and set the glass in place. This is a labor-intensive job. Also, the window frame should be inspected for cracking and the top seams inspected for leak paths at the joints.


Tappet Kit for the PHEV Fuel Door - MY 2024 and Future - Jeep Wrangler (JL)

If the JL PHEV fuel door has a missing or broken tappet and/or base, please use the available service PN 68509685AA/B to replace the tappet, rubber boot, and tappet base. Do not replace the full fuel door and housing assembly.

Issue: Entire PHEV Fuel Doors housings are being changed instead of just changing/using the Tappet Kit.

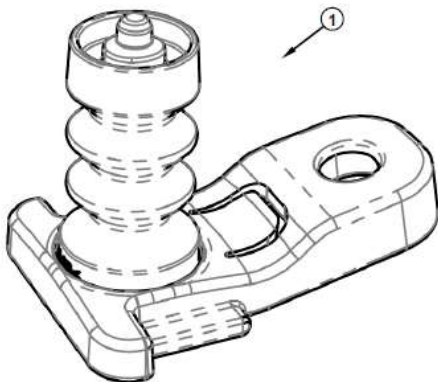
How it happens: Any issue related to the door opening or not opening where the tappet/tappet base is missing, broken or out of position.

To repair use the information below:




K6856280 - Jeep PHEV Tappet and Base Service kit

www.mopar.com

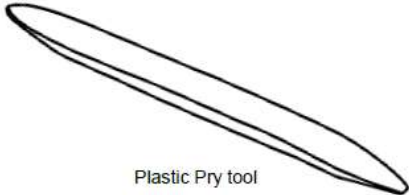


Call Out	Description	Quantity	Service Part (Y/N)	Part Number
1	Tappet with Base <i>(new style)</i>	1	Y	68509685AB

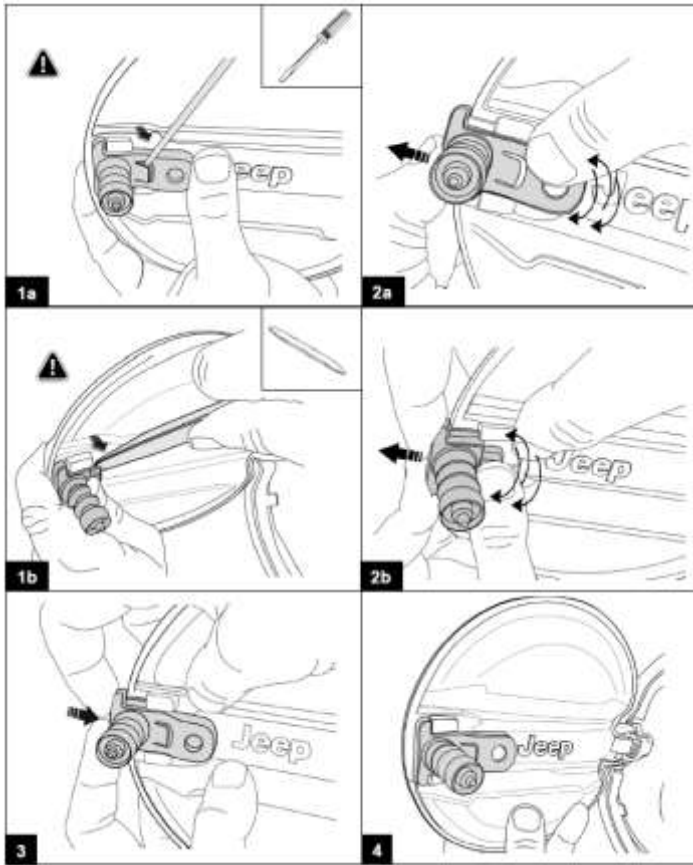
Tools Required



Flat head Screwdriver



Plastic Pry tool



K6856280 - Jeep PHEV Tappet and Base Service kit

www.mopar.com

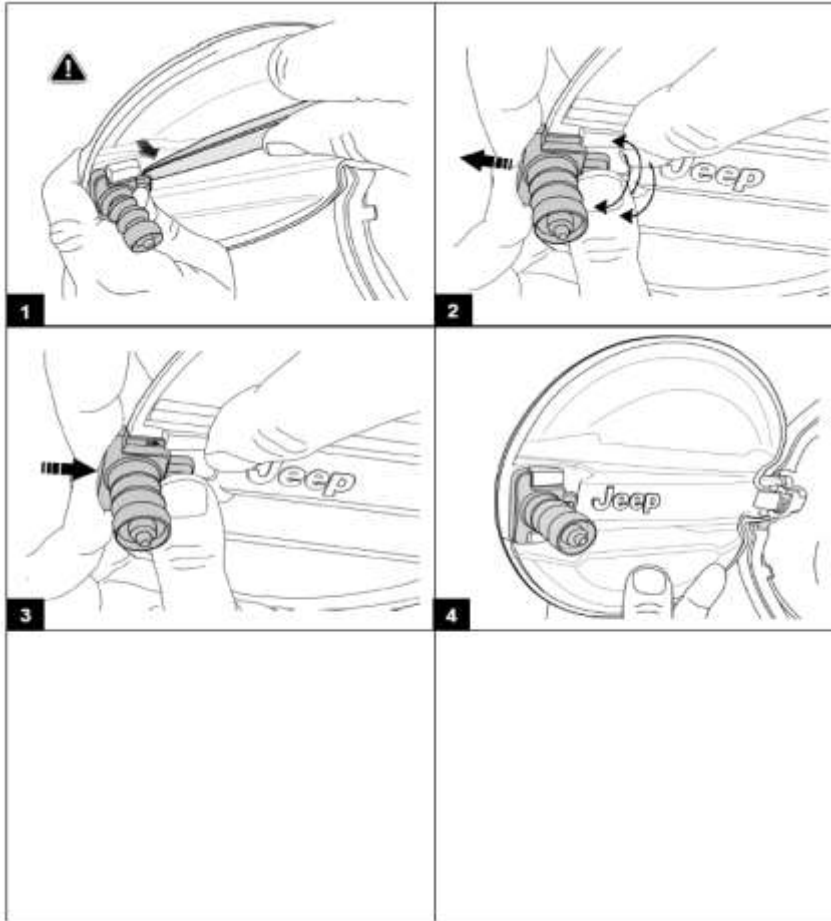


Call Out	Description	Quantity	Service Part (Y/N)	Part Number
1	Tappet with Base (old style)	1	Y	68509685AA

Tools Required



Plastic Pry tool



The kit already includes the blue mark (from supplier) across the tappet and tappet base.

Once the correct installation has been verified, apply a blue mark across the back of the tappet and tappet base, using a blue grease pencil.



Install the tappet & base assembly onto the cover. It will be necessary to tap the base into location using a mallet.





Image 1.- 68509685AB tappet base kit

PN of Housing	TAPPET BASE KIT PN	
	68509685AA	68509685AB
68410780AA	1	
68410780AB	1	
68410780AC	1	
68410780AD	1	
68410780AE	1	
7AE00TRMAA	1	
68410780AF		1
7AE00TRMAB		1
68410780AG		1
7AE00TRMAC		1

Table 1.- Usage of the tappet base kits



2024 Warranty Bulletin Highlights

Bulletin #	Subject	Release Date	DCMail ID#
D-24-01	NEW: Dealer Issue Detection - Incident (DID-I) Eligibility Module in Service Library	1/17/2024	95880
D-24-02	Automatic Labor Rate Increase (ALRI) 2024 (Rev. A)	3/20/2024	97207
D-24-03	Special Handling - Dealer Paid Premium - Warranty Reimbursement - RAM Promaster (VF) ONLY - Includes ICE and BEV Vehicles (Rev. A)	4/12/2024	97734
D-24-04	2024 Grand Wagoneer/ Wagoneer (WS) Windshield Glass - NEW QR Code - Vehicle Digital Imaging (VDI) Requirement	2/14/2024	96465
D-24-05	(XP1) Clutch Release Bearing - Select 2013 - 2015 Dodge Dart (PF) - Vehicles Currently Registered in California	2/14/2024	96467
D-24-06	Fast Feedback Program - 3.0L I6 Engine HO, 3.0L I6 Engine SO, Turbocharger Assembly, Coolant Tube Assembly, Wiring Assembly, Make Up Air (MUA) Hose, Duct Assembly, Oil Tube Assembly, Coolant Tube Assembly, Oil Pump, and Ignition System Control Module (ISCM) - 2025 RAM 1500 (DT)	3/14/2024	97093
D-24-08	Request for Missing/ Erroneous V.I.N. Plate Label and/or Certification Label	4/17/2024	97797
D-24-10	(XQ1) Emission Control System Components - Select 2013 - 2019 RAM 2500 Pickup (DJ) and 2013- 2019 RAM 3500 Pickup (D2)	5/1/2024	98016

