



GROUP	MODEL
TRA	2024MY Niro P/HEV (SG2 P/HEV) w/ 6-Speed DCT
NUMBER	DATE
110	April 2024

TECHNICAL SERVICE BULLETIN

SUBJECT:

6DCT MIL ON DTC (P073F73) LOGIC & LEARNING FUNCTION IMPROVEMENT

This bulletin provides information to upgrade the Dual Clutch Transmission (DCT) software logic on some 2024MY Niro P/HEV (SG2 P/HEV) produced from October 18, 2023 through November 18, 2023. The affected vehicles may exhibit a MIL 'ON' with DTC P073F73 and, in some cases, engage 2nd gear while accelerating from a stop instead of 1st gear. Follow the procedure outlined in this publication to upgrade the A/T system software to correct this concern on the applicable vehicle.

DTC Description:

P073F73 - Unable to Engage (Shift) Gear 1



NOTICE

A Technical Service Bulletin is a field fix repair program without customer notification that may be performed during the warranty period. Any dealer requesting to perform this repair outside the warranty period will require DPSM approval.

ECU Upgrade Procedure:

To correct this condition, the ECU should be reprogrammed using the KDS download, as described in TSB [SST081](#).

Upgrade Event Name

721.SG2 HEV/PHEV 6DCT MIL on DTC Judgment Logic (P073F73) & DCT Learning Function Improvement

NOTICE

- Confirm a fully charged battery (12.3 volts or higher is necessary) is used or utilize a fully charged jump starter box connected to the battery.
- **Ensure the KDS GDS is sufficiently charged at 60% or higher prior to reflash.**
- All ECU upgrades must be performed with the ignition set to the 'ON' position unless otherwise stated.
- **Damaged VCI II units should not be used and promptly replaced.**
- Be careful not to disconnect the VCI-II connected to the vehicle during the ECU upgrade procedure.
- **DO NOT start the engine during ECU upgrade.**
- DO NOT turn the ignition key 'OFF' or interrupt the power supply during ECU upgrade.
- **When the ECU upgrade is completed, turn the ignition 'OFF' and wait 10 seconds before starting the engine.**
- ONLY use approved ECU upgrade software designated for the correct application.


IMPORTANT

It is recommended to ALWAYS check the Electronic Parts Catalog (EPC) to locate the ECU Part Number respective to Auto/Manual Mode ROM IDs. DO NOT reference the parts label affixed to the ECU.

NOTICE

If a 'Communication Fail' error notice appears or the upgrade cannot be performed, DO NOT disconnect the KDS/VCI-II. Contact GIT America Help Desk at (888) 542-4371 or Techline.


NOTICE

Before attempting an ECU upgrade on any Kia model, make sure to first determine whether the applicable model is equipped with an immobilizer  (IMMO) security system. Failure to follow proper procedures may cause the PCM to become inoperative after the upgrade and any claims associated with this repair may be subject to chargeback.

SUBJECT: 6DCT MIL ON DTC (P073F73) LOGIC & LEARNING FUNCTION IMPROVEMENT

ROM ID INFORMATION TABLE:

Upgrade Event #721

Model	EM	IMMO 	ECU P/No.	ROM ID	
				Previous	New
HEV	SBC	Yes	95441 2BGJ0	DSG2G16XXH092NS8	DSG2G16XXH092NS9
			95441 2BGL0	DSG2G16XXH092SS8	DSG2G16XXH092SS9
	SBW		95441 2BGK0	BSG2G16XXH092NS8	BSG2G16XXH092NS9
			95441 2BGM0	BSG2G16XXH092SS8	BSG2G16XXH092SS9
PHEV	SBC		95441 2BGT0	DSG2G16XXP092NS8	DSG2G16XXP092NS9
	SBW		95441 2BGV0	BSG2G16XXP092NS8	BSG2G16XXP092NS9

To verify the vehicle is affected, be sure to check the Calibration Identification of the vehicle's ECM ROM ID and reference the Information Table as necessary.

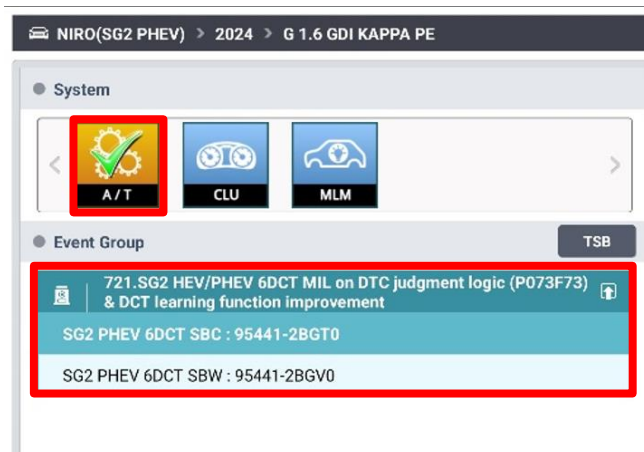
Refer to [TSB SST081](#) for instructions to upgrade the 'A/T' system:

UPGRADE EVENT:

Event #721.SG2 HEV/PHEV 6DCT MIL on DTC Judgment Logic (P073F73) & DCT Learning Function Improvement

NOTICE

Prior to performing the ECU upgrade, be sure to check that the KDS is fully charged.



NOTICE

The manual upgrade should ONLY be performed if the automatic upgrade fails.

If the automatic upgrade fails, turn the ignition 'OFF' for about 10 seconds then place it back in the 'ON' position to reset the control unit BEFORE performing manual upgrade.

See table below for 'Manual Mode' passwords and refer to TSB [SST081](#) for instructions.



Manual Mode ECU Upgrade Passwords

Menu	Password
SG2 HEV 6DCT SBC : 95441-2BGJ0	0199
SG2 HEV 6DCT SBC : 95441-2BGLO	6666
SG2 HEV 6DCT SBW : 95441-2BGK0	7126
SG2 HEV 6DCT SBW : 95441-2BGMO	8209
SG2 PHEV 6DCT SBC : 95441-2BGTO	1300
SG2 PHEV 6DCT SBW : 95441-2BGVO	6849



SUBJECT: **6DCT MIL ON DTC (P073F73) LOGIC & LEARNING FUNCTION IMPROVEMENT**

AFFECTED VEHICLE RANGE:

Model	Production Date Range
Niro P/HEV (SG2 P/HEV)	October 18, 2023 through November 18, 2023

REQUIRED TOOL:

Tool Name	Figure	Comments
KDS		Kia Diagnostic System

WARRANTY INFORMATION:

N Code: DK3 C Code: ZZ3

Claim Type	Causal P/N	Qty.	Repair Description	Labor Op Code	Op Time	Replacement P/N	Qty.
W	Refer to EPC for ECM part number	0	6-DCT Logic & Learning Function Improvement	95441F20	0.3 M/H	N/A	0

