 <b>Tesla, Inc.</b> <b>Service Bulletin</b>		<h1>Replace LH Body Controller, Model Y</h1>	
<b>SB-22-17-014</b> March 12, 2024	<b>R1</b>		
<b>Classification</b>		<b>Section/Group</b>	<b>Mobile Service</b>
Campaign Bulletin		17 - Electrical	Can Perform (where permitted)
<b>Configuration</b>			
All			
<b>Model Year</b>	<b>Model</b>	<b>Country/Region</b>	<b>Build Location</b>
2021 - 2022	Model Y	All	All
<small>The model(s) and model year(s) listed are a general approximation of the affected VIN list. Refer to the VIN/Bulletin Tracker or Customer/Vehicle profile to determine applicability of this bulletin for a particular vehicle.</small>			

Campaign Bulletin: This campaign bulletin addresses a non-safety-related condition and provides recommended technical diagnosis and repair procedures. Apply this procedure to the applicable vehicles.

*This Service Document supersedes SB-22-17-014, dated August 15, 2022. This new revision, R1, updates the FRT time and adds notes for the required parts. Each content change is marked by a vertical line in the left margin. Discard the previous version and replace it with this one.*



## Condition

Certain Model Y vehicles that received a tow hitch retrofit in Service may require a replacement LH Body Controller Module.

## Correction

Replace the LH Body Controller Module with a tow-capable version.

Correction Description	Correction	Time
SB-22-17-014 Not Applicable	S012217014	0.0
Replace LH Body Controller, Model Y	S022217014	0.6


Part Number	Description	Quantity
<b>Parts Required</b> 1497847-10-D	ASY, MY, LV PREM CONTROLLER, LEFT HAND	1
 <b>NOTE:</b> This part can only be used on 5-seater Model Y.		
<b>Or:</b>		
1497847-02-D	ASY, MY, LV PREM CONTROLLER, LEFT HAND	1
 <b>NOTE:</b> This part can be used on both 5-seater and 7-seater Model Y.		

These part numbers were current at the time of publication. Use the revisions listed or later, unless otherwise specified in the [Parts Catalog](#).

**Special Tools** 1103278-01-A TOOL, TRAILER LIGHT TESTER

## Procedure

1. Replace the LH Body Controller Module with the correct tow-capable LH Body Controller Module for the vehicle configuration (refer to Service Manual procedure [17152102](#)).
2. Use the Trailer Light Tester to test the trailer light connector (refer to Toolbox article [30973](#)).

 **NOTE:** If the Trailer Light Tester is not available, use a bike rack with lights, a trailer light kit or other equipment as an alternative testing method.