



# Service Bulletin


Bulletin No.: 17-NA-216


Date: April, 2024


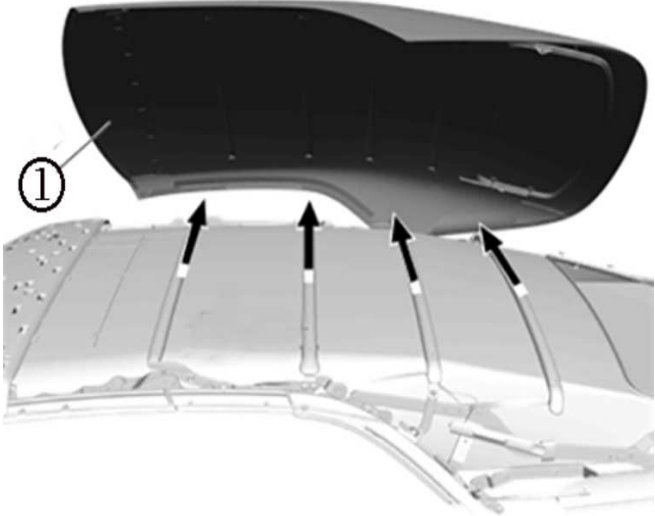
## TECHNICAL

**Subject:** Convertible Top Back Glass Separation from Top Cover Material

Brand:	Model:	Model Year:		VIN:		Engine:	Transmission:
		from	to	from	to		
Buick	Cascada	2016	2019	—	—	All	All
Chevrolet	Camaro Convertible	2016	2024	—	—		

Involved Region or Country	North America, Argentina, Brazil, Bolivia, Chile, Colombia, Ecuador, Paraguay, Peru, Uruguay, Europe, Middle East, Israel, Japan
Condition 1	<p>Some customers may comment on seeing the back glass separating from the convertible top cover material.</p> <p>Several examples of the separation are shown in the graphic examples below:</p>  <p>4794660</p>

	 <p>4794670</p> <p>4794682</p>
<p><b>Cause 1</b></p>	<p>The cause of this condition may be an insufficient amount of primer used during the assembly process, which creates stress points allowing the material to separate from the glass.</p>

<p>Condition 2</p>	 <p style="text-align: right;">5049793</p> <p>Some customers may comment that the vehicle may exhibit a condition where the back glass is separating from the top. This condition will typically start in the corner of the back glass.</p>
<p>Cause 2</p>	<p>The cause of this condition may be the back glass separating from the bond.</p>
<p>Correction</p>	 <p style="text-align: right;">4794112</p> <p>It will be necessary to replace the convertible top cover (1). Refer to <i>Folding Top Cover Replacement</i> in SI.</p>

**Important: Service agents must comply with all International, Federal, State, Provincial, and/or Local laws applicable to the activities it performs under this bulletin, including but not limited to handling, deploying, preparing, classifying, packaging, marking, labeling, and shipping dangerous goods. In the event of a conflict between the procedures set forth in this bulletin and the laws that apply to your dealership, you must follow those applicable laws.**

## Parts Information



4588587

**Note:** When replacing the Buick Cascada top cover, it will also be necessary to order the fastener kit shown above. The fastener kit part number listed in the part table below contains non-reusable cover fasteners.

Causal Part	Description	Vehicle	Part Number	Qty
X	COVER ASM-F/TOP (Kalahari - 21T)	Camaro	84237008	1
X	COVER ASM-F/TOP (Black - 19T)		85636531	1
X	COVER ASM-F/TOP (Blue - 00T)		84237010	1
X	COVER, F/TOP (BLACK)	Cascada	13426145	1
X	COVER, F/TOP (MALBEC)		13426146	1
X	COVER, F/TOP (SWEET MOKKA)		13426147	1
X	FASTENER-F/TOP CVR SNAP		13435374	1

## Warranty Information

For vehicles repaired under warranty, use:

Labor Operation	Description	Labor Time
6011360	Folding Top Cover Replacement	Use Published Labor Operation Time

Version	9
<b>Modified</b>	<p>Released June 30, 2017</p> <p>Revised April 30, 2018 – Updated the Date Breakpoint and added Condition #2.</p> <p>Revised February 04, 2019 – Added the 2018 Model Year.</p> <p>Revised November 18, 2019 – Removed breakpoint dates in Conditions, added the Cascada Model, updated the Involved Region or Country section and added the Cascada parts required to the Parts Information.</p> <p>Revised December 09, 2019 – Added the 2019 Model Year for Camaro.</p> <p>Revised October 09, 2020 – Added the 2020-2021 Model Years for Camaro and updated the Involved Region or Country section.</p> <p>Revised November 10, 2020 – Added a graphic, Note and Fastener Kit P/N for Buick Cascada to the Parts Information.</p> <p>Revised April 27, 2023 – Added the 2022 Model Year to Camaro and Date Breakpoint.</p> <p>Revised March 27, 2024 – Added the 2023-2024 Model Years to Camaro, removed Date Breakpoint, added Important statement, and changed the part numbers for Camaro in the Parts Information.</p>

