

Field campaign

| | |
|-----------------|---|
| Topic | Pre Delivery Inspection (PDI) Coolant fan operation check (SC24/08) |
| Market area | United States E05 Bentley USA and rest America (6E05) |
| Brand | Bentley |
| Transaction No. | 2073357/1 |
| Campaign number | ED01 |
| Note | |
| Type | |
| US code | |

Vehicle data

New Continental GT / GTC and New Flying Spur - W12 only

Sales types

| Type | MY | Brand | Designation | Engine code | Gearbox code | Final drive code |
|------|------|-------|-------------|-------------|--------------|------------------|
| 3S3* | 2024 | E | | * | * | * |
| 3S4* | 2024 | E | | * | * | * |
| ZG2* | 2024 | E | | * | * | * |

Chassis numbers

| Manufacturer | Filler | Type | Filler | MY | Factory | From | To | Prod from | Prod to |
|--------------|--------|------|--------|----|---------|--------|--------|-----------|---------|
| SCB | * | * | * | R | C | 012241 | 015388 | | |

Documents

| Document name |
|-------------------|
| master.xml |
| sc2408viniist.pdf |

Notes

[Repair instructions](#)

Technical background

The correct operation of the cooling fan is required to be checked / confirmed as described within the work section

⚠ DANGER
The radiator cooling fan can START at any time! SERIOUS injury can result! Do Not attempt to touch, rotate or spin the cooling fan

Remedy

The instructions within the work section must be conducted during the Pre Delivery Inspection (PDI)

⚠ DANGER
The radiator cooling fan can START at any time! SERIOUS injury can result! Do Not attempt to touch, rotate or spin the cooling fan

Customer notification

The instructions within this Service Campaign should be conducted during the Pre Delivery Inspection (PDI)

Please inform your new and used car sales department, to ensure all vehicles are checked and repaired immediately

Warranty accounting instructions

Warranty type 110 or 910

Damage service number ED01

Damage code 00 66

Labour

Time to monitor the coolant temperature / fan operation

Labour Operation Code 01 50 00 00

Time As per the ODIS log (Must not exceed 30 TU)

Time to conduct the instructions provided by Product support via the open DISS query (Cooling fan not spinning / operating)

ⓘ NOTICE
The Labour Operation code below must only be claimed if permission has been granted from Product Support via a technical DISS query

Labour Operation Code 01 51 00 00

Time As per the ODIS log (Must not exceed 50 TU)

Genuine parts

Not applicable

Parts supply

Not applicable

Parts despatch control

Not applicable

Repair instructions

[Notes](#)

Technical background

The correct operation of the cooling fan is required to be checked / confirmed as described within the work section

⚠ DANGER
The radiator cooling fan can START at any time! SERIOUS injury can result! Do Not attempt to touch, rotate or spin the cooling fan

Check

If the vehicle is not already listed as repaired in the 'Repair history' section of Elsa Pro, check for the presence of the applicable paint completion mark (depending on scenario) as detailed within the identification section

In the event the campaign has not been applied, please carry out the required work in accordance with these instructions

Genuine parts

Not applicable

Work

⚠ DANGER
The radiator cooling fans can START at any time! SERIOUS injury can result! Do Not attempt to touch, rotate or spin the cooling fan

ⓘ NOTICE
Ensure the vehicle is parked in a well ventilated area

ⓘ NOTICE
Ensure suitable exhaust extraction if fitted to the vehicle

ⓘ NOTICE
Ensure the vehicle is not parked in an area which is close to flammable materials

⚠ CAUTION
Before starting this procedure the engine coolant must be cold (ambient temperature)

- 1) Connect a suitable 12 volt battery charger to the vehicle - Refer to Rep.Gr 27
- 2) Connect a suitable diagnostic machine to the vehicle
 - Carry out a Guided Fault Finding check (GFF)
- 3) Referring to Figure 1 - Select A/C MAX as shown



Figure 1

- 4) Select the Measured values shown in Figure 2 - IDE00025 - IDE04083 and IDE00380
 - Allow the engine to idle until the coolant temperature (IDE00025) is between 90 and 93 Degrees Celsius (Point A)

| Measured value name | ID | Value |
|--------------------------------|----------|-----------|
| ▼ Coolant temperature | IDE00025 | 92 °C |
| --- | MAS00194 | |
| ▼ Coolant temperatures | IDE04083 | |
| ▼ Supported measurement values | MAS03396 | |
| Coolant temperature sensor 1 | MAS03426 | Installed |
| Coolant temperature sensor 2 | MAS03427 | Installed |
| Coolant temperature sensor 1 | MAS03426 | 91 °C |
| Coolant temperature sensor 2 | MAS03427 | 91 °C |
| ▼ Coolant fan 1, activation | IDE00380 | |
| --- | MAS00194 | 38.27 % |

Figure 2

- Referring to (Point B) the operative should monitor (IDE00380) Coolant fan 1, activation

NOTICE
The Coolant fan 1, activation should be a minimum of 15%

DANGER
The radiator cooling fans can START at any time! SERIOUS injury can result! Do Not attempt to touch, rotate or spin the cooling fan

- 5) Referring to Figure 3 (Rear of radiator cowl) - Visually check the cooling fan is spinning / operating

NOTICE
The operative should observe the fan for a total of 60 seconds as the fan will start and stop depending on engine coolant temperature




Figure 3

- 6) Switch off the engine immediately and allow the engine to cool down

Question:

Is the fan spinning / operating?

Yes the fan is spinning / operating - Apply a yellow paint completion mark on the radiator top hose (Figure 4) no further action is required

Or

No the fan is not spinning / operating - Conduct steps 6,7 and 8 to completion

6) Raise a technical DISS query ensuring the following is attached:

- Clear video showing the fan is not spinning / operating
- Clear video showing the requested ODIS Measured values
- Diagnostic log (saved online) which includes all of the requested Measured values (Figure 2)

NOTICE

IMPORTANT NOTE TO PRODUCT SUPPORT ON RECEIPT OF A QUALIFYING DISS QUERY:

The DISS query **MUST** be second levelled to the Powertrain Senior Engineer, please wait for a response from the Powertrain Senior Engineer before responding to the retailer operative

7) Conduct the repair instructions (once received from Product support via the open DISS query)

8) Apply a red paint completion mark on the radiator top hose (Figure 5)

Identification

Yellow paint completion mark on the radiator top hose confirms the fan is spinning / operating (Figure 4)




Figure 4

Red paint completion mark on the radiator top hose confirms the initial fan operation check and the software update were both conducted (Figure 5)




Figure 5

NOTICE

The Labour Operation code below must only be claimed if permission has been granted from Product Support via a technical DISS query

▲ Repair instructions ▲ Notes

INTERNAL

| | | | | |
|-------------------|-------------------|-------------------|-------------------|-------------------|
| SCBDG4ZG5RC012180 | SCBDT4ZG3RC014201 | SCBDT4ZG5RC014524 | SCBDT4ZG2RC014769 | SCBDT4ZG2RC015064 |
| SCBDG4ZG1RC012239 | SCBBB6ZG0RC014209 | SCBBB6ZG7RC014532 | SCBBB6ZG5RC014772 | SCBCT2ZGXRC015068 |
| SCBCT2ZG5RC012241 | SCBCT2ZG9RC014221 | SCBDT4ZGXRC014535 | SCBBB6ZG0RC014775 | SCBDT4ZG2RC015081 |
| SCBCG2ZG1RC012273 | SCBCT2ZG8RC014226 | SCBCT2ZG1RC014536 | SCBCT2ZGXRC014776 | SCBBB6ZG7RC015082 |
| SCBBB6ZG7RC012487 | SCBDG4ZG8RC014229 | SCBDT4ZG9RC014543 | SCBDT4ZG6RC014791 | SCBDT4ZG8RC015098 |
| SCBDT4ZG0RC012535 | SCBCT2ZG1RC014231 | SCBCT2ZG0RC014544 | SCBCT2ZG8RC014792 | SCBDT4ZG6RC015116 |
| SCBCT2ZG8RC012542 | SCBCG2ZG1RC014234 | SCBDG4ZG9RC014546 | SCBCG2ZG6RC014794 | SCBDT4ZG8RC015120 |
| SCBDG4ZG1RC012970 | SCBDG4ZG7RC014240 | SCBBB6ZG9RC014547 | SCBCT2ZG5RC014801 | SCBDT4ZG5RC015124 |
| SCBDT4ZG6RC013057 | SCBDT4ZG5RC014247 | SCBCT2ZG8RC014548 | SCBDT4ZG1RC014813 | SCBDT4ZG2RC015128 |
| SCBBB6ZG1RC013103 | SCBDG4ZG3RC014252 | SCBDT4ZG6RC014550 | SCBDT4ZG9RC014817 | SCBBB6ZG5RC015131 |
| SCBBB6ZG6RC013176 | SCBCG2ZG9RC014255 | SCBDT4ZG0RC014558 | SCBCG2ZG9RC014823 | SCBDT4ZG4RC015132 |
| SCBDT4ZG3RC013372 | SCBCT2ZG6RC014306 | SCBCT2ZG9RC014560 | SCBCG2ZG2RC014825 | SCBBB6ZG2RC015135 |
| SCBBB6ZG2RC013384 | SCBDG4ZG5RC014320 | SCBBB6ZG8RC014569 | SCBBB6ZG8RC014829 | SCBCT2ZG5RC015138 |
| SCBBB6ZG4RC013550 | SCBCT2ZG1RC014326 | SCBCT2ZG7RC014573 | SCBDT4ZG1RC014844 | SCBDT4ZG3RC015140 |
| SCBCT2ZG0RC013569 | SCBDT4ZG5RC014328 | SCBBB6ZG7RC014577 | SCBBB6ZGXRC014847 | SCBBB6ZG8RC015141 |
| SCBDG4ZG8RC013601 | SCBCG2ZG3RC014333 | SCBBB6ZG0RC014579 | SCBCT2ZG2RC014853 | SCBDG4ZG7RC015145 |
| SCBDT4ZG4RC013686 | SCBCT2ZG7RC014346 | SCBCG2ZGXRC014586 | SCBCT2ZGXRC014860 | SCBCT2ZG6RC015147 |
| SCBCT2ZG9RC013750 | SCBDG4ZG7RC014349 | SCBDT4ZG6RC014595 | SCBBB6ZG4RC014861 | SCBDT4ZG6RC015150 |
| SCBCT2ZG9RC013764 | SCBCT2ZG5RC014359 | SCBDG4ZG6RC014603 | SCBDG4ZG8RC014862 | SCBDT4ZG0RC015158 |
| SCBCT2ZG8RC013870 | SCBCT2ZG6RC014368 | SCBCG2ZGXRC014605 | SCBBB6ZGXRC014864 | SCBCT2ZG9RC015160 |
| SCBBB6ZG9RC013883 | SCBDT4ZG8RC014369 | SCBDG4ZG3RC014607 | SCBBB6ZG3RC014866 | SCBDT4ZG5RC015172 |
| SCBDT4ZG5RC013888 | SCBDT4ZGXRC014373 | SCBCT2ZG9RC014610 | SCBCT2ZG2RC014867 | SCBCT2ZG4RC015177 |
| SCBCT2ZG6RC013897 | SCBCG2ZG5RC014379 | SCBDG4ZG5RC014611 | SCBDT4ZG6RC014869 | SCBCT2ZG8RC015179 |
| SCBDT4ZG6RC013902 | SCBDT4ZG9RC014381 | SCBCG2ZG0RC014614 | SCBDT4ZG3RC014876 | SCBDT4ZG4RC015180 |
| SCBDG4ZG3RC013912 | SCBDG4ZG0RC014385 | SCBCT2ZG4RC014630 | SCBBB6ZG1RC014882 | SCBBB6ZG0RC015182 |
| SCBCT2ZG2RC013914 | SCBCT2ZG8RC014386 | SCBDT4ZG9RC014641 | SCBDT4ZG5RC014894 | SCBCT2ZGXRC015183 |
| SCBCT2ZGXRC013918 | SCBDT4ZG5RC014393 | SCBBB6ZG7RC014644 | SCBCG2ZG0RC014905 | SCBDT4ZG1RC015184 |
| SCBDG4ZG9RC013932 | SCBCT2ZG0RC014396 | SCBCT2ZG3RC014649 | SCBCT2ZG3RC014909 | SCBDT4ZG0RC015189 |
| SCBCG2ZG6RC013953 | SCBDT4ZG6RC014399 | SCBBB6ZG6RC014652 | SCBDT4ZG1RC014911 | SCBBB6ZG7RC015194 |
| SCBDT4ZG4RC013994 | SCBCG2ZG3RC014400 | SCBDG4ZGXRC014653 | SCBCT2ZGXRC014924 | SCBDT4ZG5RC015205 |
| SCBCG2ZG2RC013996 | SCBCG2ZG9RC014403 | SCBDT4ZG2RC014657 | SCBDT4ZG3RC014926 | SCBDT4ZG0RC015208 |
| SCBCT2ZG4RC014000 | SCBDT4ZG6RC014404 | SCBCT2ZG6RC014659 | SCBBB6ZG8RC014927 | SCBDT4ZG9RC015224 |
| SCBDG4ZG4RC014003 | SCBCT2ZG3RC014408 | SCBDT4ZG4RC014661 | SCBDT4ZG2RC014934 | SCBBB6ZG3RC015225 |
| SCBDT4ZG6RC014015 | SCBCT2ZG5RC014412 | SCBCT2ZG1RC014665 | SCBCT2ZG8RC014940 | SCBDG4ZG9RC015227 |
| SCBCT2ZG8RC014016 | SCBDT4ZG4RC014417 | SCBDT4ZG5RC014667 | SCBCT2ZG5RC014944 | SCBBB6ZG9RC015231 |
| SCBDG4ZG6RC014018 | SCBDT4ZG4RC014420 | SCBDT4ZG4RC014675 | SCBDT4ZG9RC014946 | SCBCT2ZG8RC015232 |
| SCBCT2ZG7RC014024 | SCBDT4ZG1RC014424 | SCBCT2ZG8RC014677 | SCBCT2ZG2RC014948 | SCBBB6ZG4RC015248 |
| SCBDT4ZG8RC014033 | SCBDT4ZG9RC014431 | SCBDT4ZG1RC014679 | SCBBB6ZG8RC014958 | SCBDT4ZG3RC015249 |
| SCBDT4ZG5RC014037 | SCBCT2ZG9RC014445 | SCBDG4ZG8RC014683 | SCBDT4ZG7RC014959 | SCBDT4ZG8RC015263 |
| SCBCT2ZG6RC014063 | SCBDT4ZG7RC014458 | SCBBB6ZGXRC014685 | SCBCT2ZG4RC014966 | SCBBB6ZG2RC015264 |
| SCBCT2ZGXRC014065 | SCBDG4ZG7RC014464 | SCBDT4ZG4RC014692 | SCBBB6ZG9RC014967 | SCBDG4ZG3RC015272 |
| SCBDT4ZG5RC014071 | SCBDT4ZG8RC014467 | SCBBB6ZG2RC014695 | SCBCT2ZG6RC014970 | SCBBB6ZG0RC015277 |
| SCBDT4ZG4RC014076 | SCBDT4ZGXRC014471 | SCBCT2ZG5RC014698 | SCBDG4ZGXRC014989 | SCBDG4ZG2RC015280 |
| SCBDT4ZG0RC014107 | SCBCT2ZG0RC014477 | SCBDG4ZG3RC014705 | SCBDT4ZG4RC014997 | SCBCT2ZG3RC015283 |
| SCBDT4ZG2RC014111 | SCBCT2ZG7RC014489 | SCBCT2ZG2RC014707 | SCBCG2ZG2RC014999 | SCBDT4ZG5RC015284 |
| SCBCT2ZG8RC014114 | SCBDT4ZG5RC014491 | SCBDT4ZGXRC014714 | SCBBB6ZG5RC015002 | SCBBB6ZG9RC015293 |
| SCBDG4ZG2RC014128 | SCBBB6ZGXRC014492 | SCBBB6ZG6RC014716 | SCBBB6ZG8RC015009 | SCBCT2ZG5RC015298 |
| SCBDT4ZG3RC014134 | SCBBB6ZG3RC014494 | SCBCT2ZG2RC014724 | SCBCT2ZG5RC015012 | SCBDG4ZG4RC015300 |
| SCBDT4ZG9RC014137 | SCBBB6ZG5RC014495 | SCBBB6ZG7RC014725 | SCBBB6ZG5RC015016 | SCBCT2ZG3RC015302 |
| SCBCG2ZG3RC014140 | SCBBB6ZG9RC014497 | SCBBB6ZG2RC014731 | SCBDT4ZG8RC015019 | SCBBB6ZG8RC015303 |
| SCBDT4ZG0RC014141 | SCBBB6ZG5RC014500 | SCBCT2ZG6RC014743 | SCBCT2ZG8RC015022 | SCBDT4ZG6RC015312 |
| SCBDT4ZGXRC014146 | SCBBB6ZG9RC014502 | SCBBB6ZG0RC014744 | SCBDG4ZG4RC015023 | SCBCT2ZGXRC015314 |
| SCBDT4ZG0RC014155 | SCBBB6ZG0RC014503 | SCBCT2ZGXRC014745 | SCBCT2ZG1RC015024 | SCBBB6ZG1RC015319 |
| SCBDT4ZG6RC014161 | SCBDT4ZGXRC014504 | SCBDT4ZG1RC014746 | SCBDG4ZG1RC015027 | SCBDT4ZG7RC015321 |
| SCBCG2ZG8RC014165 | SCBBB6ZG4RC014505 | SCBDT4ZG7RC014752 | SCBBB6ZG3RC015032 | SCBDT4ZG5RC015334 |
| SCBDT4ZG5RC014166 | SCBBB6ZG8RC014507 | SCBDT4ZG4RC014756 | SCBBB6ZG7RC015034 | SCBDT4ZG4RC015342 |
| SCBDT4ZG7RC014170 | SCBBB6ZG8RC014510 | SCBBB6ZG2RC014759 | SCBCT2ZG6RC015035 | SCBBB6ZG6RC015347 |
| SCBDT4ZG3RC014179 | SCBBB6ZG1RC014512 | SCBDT4ZG6RC014760 | SCBCG2ZG7RC015050 | SCBBB6ZG8RC015348 |
| SCBDT4ZG0RC014186 | SCBCT2ZG6RC014516 | SCBCT2ZG8RC014761 | SCBDG4ZG8RC015056 | SCBDT4ZG8RC015358 |
| SCBCT2ZG4RC014188 | SCBBB6ZG0RC014520 | SCBDT4ZG5RC014765 | SCBCG2ZG1RC015061 | SCBCT2ZG6RC015388 |
| SCBCG2ZGXRC014197 | SCBCG2ZG6RC014522 | SCBCT2ZG9RC014767 | SCBCT2ZG0RC015063 | |