

Applicability: All Revero GT and GTS and GS-6 (Karma “2.0 vehicles”)

Type: Service Communication

Year: 2024

System: Electrical (90)

Sequence: 01

TITLE: Manual Baseline Updating

PURPOSE: This document will be used as a reference guide for technicians to manually update a vehicle to next available baseline software. This involves use of Karma Sync.

For purposes of this bulletin, the update will use Baseline 1065/1066 update as an example, in Karma Revero GT and GTS, and GS-6 vehicles.

This baseline update for Karma Vehicles and specific control modules is released as field update procedure as described in the respective service bulletin.

Software and firmware updates will be scheduled as part of Karma Automotive continuous improvement process. Updates are usually performed over-the-air (OTA) and it is customer accepted via a prompt on the touch panel interface (TPI). Manual updates are performed when the OTA is unavailable or other wise not installed.

The Karma Sync tool will allow the technician to display the current software identification and cross reference them to any that will be included in the latest updates.

Central Infotainment Unit flashing will occur using a USB thumb drive inserted into the appropriate port (found under the arm rest in the central console) after the Karma Sync update is completed.



⚠ NOTICE! ⚠

*The vehicle should have the High Voltage battery charged. If the State of Charge is 15% or less (verified in Karma Sync), when placed in Ready Mode, the vehicle generator may turn on at any time during the flash process. Therefore we recommend the state of charge is **25% or greater** before beginning the flash procedure, or around fifteen (15) miles of EV range.*

⚠ NOTICE! ⚠

Have a 12V power supply available to use on every vehicle during flashing of modules, there are no exceptions to this. Vehicle 12V battery voltage must be maintained greater than 12.5V while flashing the control modules.

Karma Automotive Bulletins and service documents are intended for use by experienced and trained Technicians. If you lack the skills, tools, equipment and a suitable workshop for any procedure described in this document, we suggest you leave such repairs to a Karma retailer and service provider. See your service provider for advice on whether your vehicle may benefit from the information contained within this document. The information contained in the Karma Bulletin is accurate at the date of publication. However, Karma Automotive regularly updates technical information. Please check with your Karma Automotive Retailer and Karma Automotive service provider that the bulletin you intend to use contains the latest available information.

Applicability: All Revero GT and GTS and GS-6 (Karma “2.0 vehicles”)

Type: Service Communication

Year: 2024

System: Electrical (90)

Sequence: 01

TITLE: Manual Baseline Updating

Note: Update with the Karma Sync prior to updating infotainment. Proceed to clear any codes stored in the vehicle. Before the CIU is updated ensure nothing is plugged into the OBD II port. This includes the MDI - remove this, otherwise the TPI will cycle on and off, this is expected behavior. However, this will interrupt the update. The Karma Sync is also not needed for this step.

STEP 1

All previous bulletins have been completed, read this bulletin



STEP 2

Contact Karma TSS to create a record of the update



STEP 3

Follow Instruction provided to update vehicle with Karma Sync

⚠ NOTICE! ⚠

STEPS MUST BE PERFORMED IN THIS ORDER TO AVOID FIRMWARE INSTALLATION ISSUES

Karma Automotive Bulletins and service documents are intended for use by experienced and trained Technicians. If you lack the skills, tools, equipment and a suitable workshop for any procedure described in this document, we suggest you leave such repairs to a Karma retailer and service provider. See your service provider for advice on whether your vehicle may benefit from the information contained within this document. The information contained in the Karma Bulletin is accurate at the date of publication. However, Karma Automotive regularly updates technical information. Please check with your Karma Automotive Retailer and Karma Automotive service provider that the bulletin you intend to use contains the latest available information.

SC-24-94-01

Applicability: All Revero GT and GTS and GS-6 (Karma “2.0 vehicles”)

Type: Service Communication

Year: 2024

System: Electrical (90)

Sequence: 01

TITLE: Manual Baseline Updating

Overview:

CHECK FOR OPEN BULLETINS:

1. Perform all required action as per bulletins, and verify all available bulletins have been performed:
- **Contact (update) TSS when complete**

KARMA SYNC:

2. Proceed to update Karma Sync, if necessary, as per this bulletin (this only need to happen once per service laptop, not for every update)
3. Complete procedure as directed in this bulletin and by your TSS representative
4. Again, perform vehicle baseline updates with KarmaSync first, then proceed to update theCIU/ Infotainment

Baseline 1065 and Baseline1066 are referred to in this bulletin as “BL1065”. BL1066 is the baseline software built specifically for the sport motor equipped vehicles usually designated (Revero GTS, Karma GS-6s vehicles). If you do not know which vehicle you are flashing, confirm with TSS.

WARNING!

DO NOT ALLOW LAPTOP TO GO INTO SLEEP OR SCREEN SAVER MODE DURING THIS PROCESS. TURN OFF SCREEN SAVER IF NECESSARY AND ENSURE THE LAPTOP STAYS AWAKE. THE LAPTOP MUST BE PLUGGED INTO A STABLE POWER SOURCE DURING THE PROCESS. IF THE VEHICLE GOES INTO SLEEP MODE WHILE AN ECU IS BEING PROGRAMMED; THE REPROGRAMMING MAY BE UNSUCCESSFUL AND MAY CAUSE DAMAGE TO THE ECU.

Karma Automotive Bulletins and service documents are intended for use by experienced and trained Technicians. If you lack the skills, tools, equipment and a suitable workshop for any procedure described in this document, we suggest you leave such repairs to a Karma retailer and service provider. See your service provider for advice on whether your vehicle may benefit from the information contained within this document. The information contained in the Karma Bulletin is accurate at the date of publication. However, Karma Automotive regularly updates technical information. Please check with your Karma Automotive Retailer and Karma Automotive service provider that the bulletin you intend to use contains the latest available information.

Applicability: All Revero GT and GTS and GS-6 (Karma “2.0 vehicles”)

Type: Service Communication

Year: 2024

System: Electrical (90)

Sequence: 01

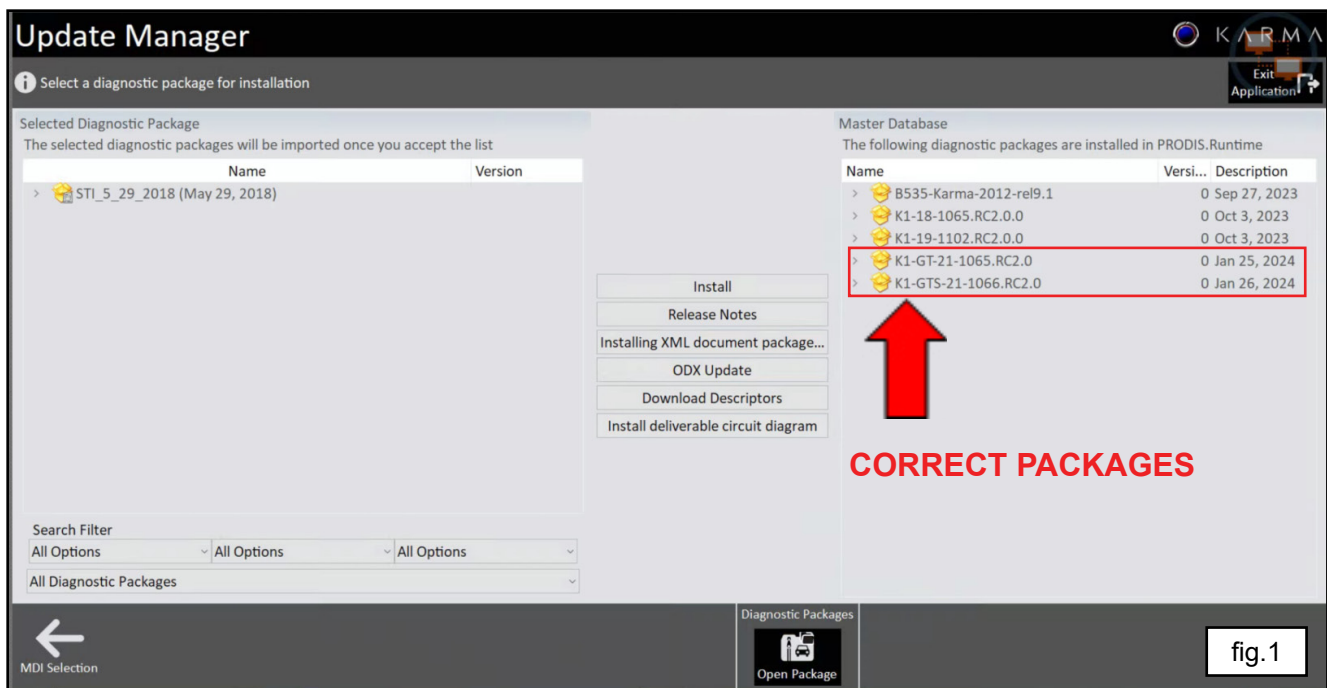
TITLE: Manual Baseline Updating

Verify the package is installed successfully into Karma Sync by verifying that “K1-GT-1065.RC2” is displayed in the Update Manager (fig.1).

Recall the GTS or GS-6s , or “Sport” variants will need “K1-GTS-21-1066.RC2” package.

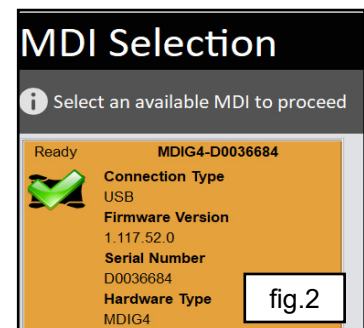
Note: With some exception as noted below, “sport” variants will contain “SS” in the VIN number (e.g. 50G6E4SS6NA000073).

50GK43SBXLA000151	50GK43SB1LA000152	50GK43SB7LA000155
50GK43SB3LA000170	50GK43SB6MA000195	50GK43SB8MA000196
50GK43SB6MA000200		



Should the Karma Sync display something different than is presented here please contact TSS for assistance in updating properly.

MDI software is at firmware level should display 1.117.52.0 as seen below (fig.2).



Karma Automotive Bulletins and service documents are intended for use by experienced and trained Technicians. If you lack the skills, tools, equipment and a suitable workshop for any procedure described in this document, we suggest you leave such repairs to a Karma retailer and service provider. See your service provider for advice on whether your vehicle may benefit from the information contained within this document. The information contained in the Karma Bulletin is accurate at the date of publication. However, Karma Automotive regularly updates technical information. Please check with your Karma Automotive Retailer and Karma Automotive service provider that the bulletin you intend to use contains the latest available information.

Applicability: All Revero GT and GTS and GS-6 (Karma “2.0 vehicles”)

Type: Service Communication

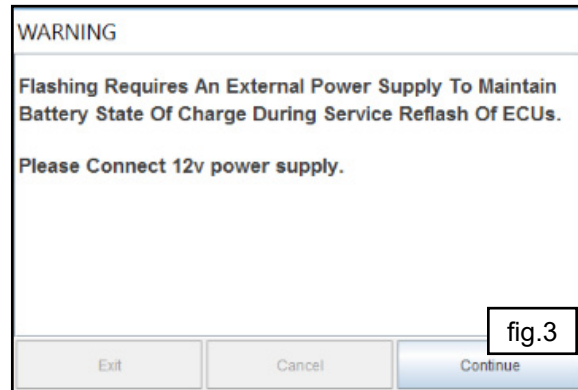
Year: 2024

System: Electrical (90)

Sequence: 01

TITLE: Manual Baseline Updating

Remember to follow the prompts and ensure that a suitable 12V power supply is connected to the vehicle and click continue as per (fig. 3).



Below are examples of a suitable and recommended power supplies (Snap-on part number EEBC500B in fig.4a and Midtronics MSP 070 fig.4b). Place either at the lowest amperage/ “maintain” setting, for use during baseline updates. This action will maintain the 12V battery at a suitable level for this process.



Karma Automotive Bulletins and service documents are intended for use by experienced and trained Technicians. If you lack the skills, tools, equipment and a suitable workshop for any procedure described in this document, we suggest you leave such repairs to a Karma retailer and service provider. See your service provider for advice on whether your vehicle may benefit from the information contained within this document. The information contained in the Karma Bulletin is accurate at the date of publication. However, Karma Automotive regularly updates technical information. Please check with your Karma Automotive Retailer and Karma Automotive service provider that the bulletin you intend to use contains the latest available information.

Applicability: All Revero GT and GTS and GS-6 (Karma “2.0 vehicles”)

Type: Service Communication

Year: 2024

System: Electrical (90)

Sequence: 01

TITLE: Manual Baseline Updating

Return to the vehicle diagnosis menu and select full vehicle update as in (fig.5) and select “K1-GT-1065” as shown below (fig.6).

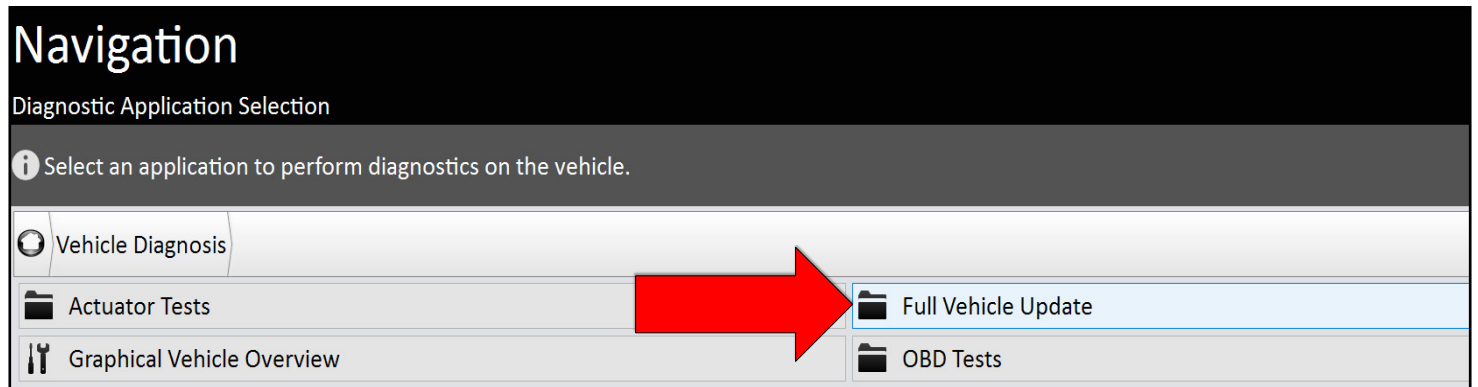


fig.5

If you are prompted to select the application, use the appropriate baseline for the update. The KarmaSync should auto-select, however.

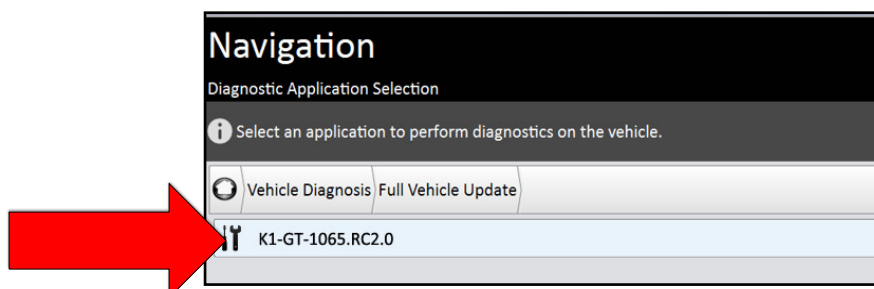


fig.6

Applicability: All Revero GT and GTS and GS-6 (Karma “2.0 vehicles”)

Type: Service Communication

Year: 2024

System: Electrical (90)

Sequence: 01

TITLE: Manual Baseline Updating

The flash information will be populated, as before (fig.7a) If a pop up opens stating the “OBCM failed to communicate;” disregard this message Proceed to click “next” and follow the prompts.

The icon in the “action” column indicates it is ready for update, or already at the baseline target, the “check mark” is correct and the module will not be flashed. The “pill” icon indicates a software mismatch between current and target software level.

Action	ECU ~	Current Software	Target Software
✓	ADAS Front Radar Module	0722-03-08	0722-03-08
✓	ADAS Windshield Camera Module	0712-02-00	0712-02-00
✓	Accessory Power Module	0311-01-02	0311-01-02
👤	Battery Energy Control Module	0552-02-36	0552-03-01
✓	Blind Spot Monitor Left	0572-03-08	0572-03-08
✓	Blind Spot Monitor Right	0572-03-08	0572-03-08
✓	Central Infotainment Unit	Reference-Only	Reference-Only
✓	Door Module Left	0681-00-14	0681-00-14
✓	Door Module Right	0691-00-14	0691-00-14
✓	Electric Power Steering	0522-01-25	0522-01-25
✓	Electronic Brake Control Module	0626-03-10	0626-03-10
✓	Electronic Park Brake	0532-01-09	0532-01-09
✓	Electronic Park Brake Secondary	0537-01-06	0537-01-06
✓	Engine Control Module	6170-00-14-141	6170-00-14-141
✓	Heat/Ventilation Air Conditioning	0632-03-29	0632-03-29
👤	Hybrid Control Unit Primary	0562-60-03	0562-60-04
✓	Hybrid Control Unit Secondary	0567-01-33	0567-01-33
👤	On Board Charge Module	ECU No RESP	0321-00-07



Double check the “Target Software” column and the “Current Software”. The “target” or incoming package should display a numerically higher value than the “current.” If this is the case then deselect, or do not select, that module and do not apply the update in for that component only.

For example : modules such as AWCM below (fig .7b) has been marked by Karma Sync for not having the Target software. However, the current software shows a higher delivery name, 713-45-00 vs target software 0712-02-00. In this case the module should not be selected for an update.

👤	ADAS Windshield Camera Module	0713-45-00	0712-02-00
---	-------------------------------	------------	------------

Karma Automotive Bulletins and service documents are intended for use by experienced and trained Technicians. If you lack the skills, tools, equipment and a suitable workshop for any procedure described in this document, we suggest you leave such repairs to a Karma retailer and service provider. See your service provider for advice on whether your vehicle may benefit from the information contained within this document. The information contained in the Karma Bulletin is accurate at the date of publication. However, Karma Automotive regularly updates technical information. Please check with your Karma Automotive Retailer and Karma Automotive service provider that the bulletin you intend to use contains the latest available information.

SC-24-94-01

Applicability: All Revero GT and GTS and GS-6 (Karma “2.0 vehicles”)

Type: Service Communication

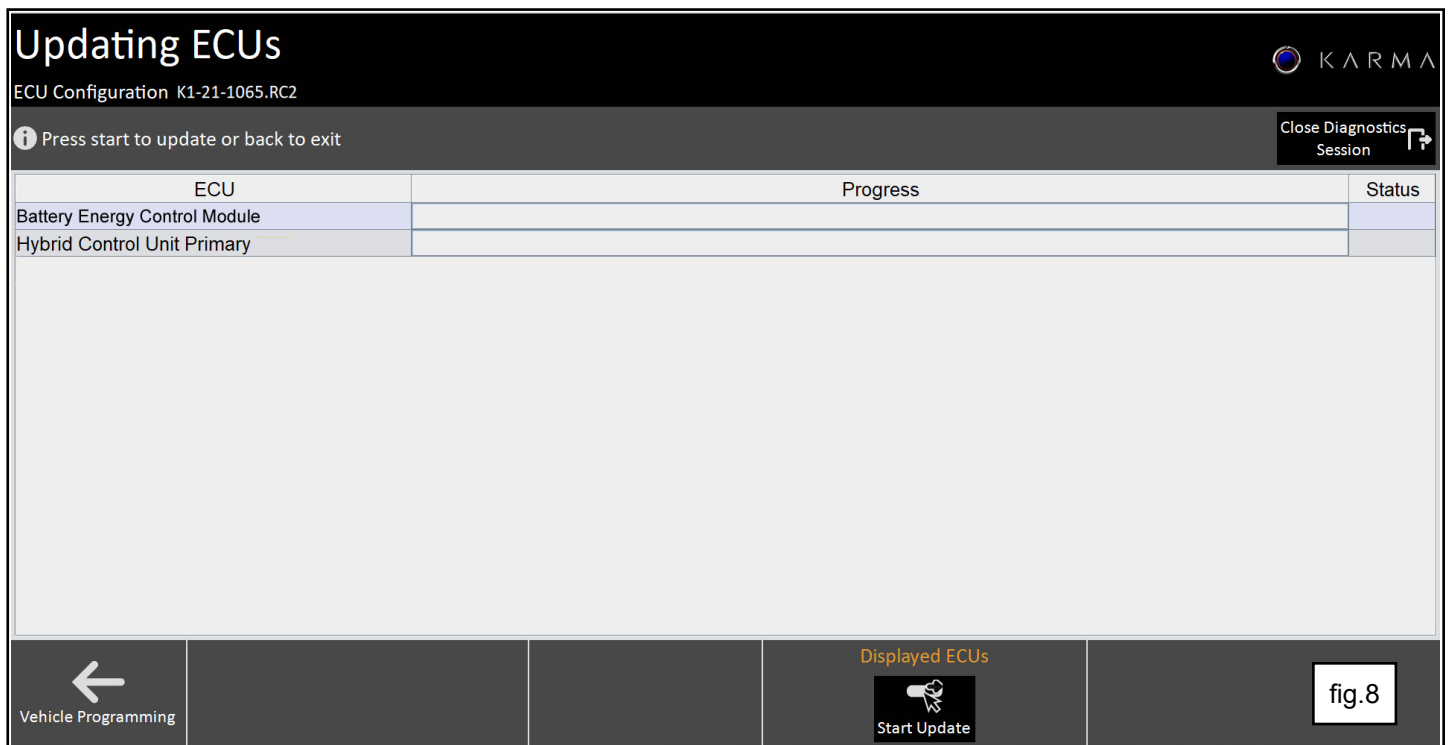
Year: 2024

System: Electrical (90)

Sequence: 01

TITLE: Manual Baseline Updating

Click **START UPDATE**. The modules which will update are displayed, for example (fig.8). Here we only selected the modules we need to update. As this is a manual selection. Double check the 12V battery maintainer is active.



Karma Automotive Bulletins and service documents are intended for use by experienced and trained Technicians. If you lack the skills, tools, equipment and a suitable workshop for any procedure described in this document, we suggest you leave such repairs to a Karma retailer and service provider. See your service provider for advice on whether your vehicle may benefit from the information contained within this document. The information contained in the Karma Bulletin is accurate at the date of publication. However, Karma Automotive regularly updates technical information. Please check with your Karma Automotive Retailer and Karma Automotive service provider that the bulletin you intend to use contains the latest available information.

Applicability: All Revero GT and GTS and GS-6 (Karma “2.0 vehicles”)

Type: Service Communication

Year: 2024

System: Electrical (90)

Sequence: 01

TITLE: Manual Baseline Updating

As instructed place vehicle in the requested mode (fig.9a). Do not walk away from the vehicle, as you will be prompted to switch modes.

Follow the prompts and place the vehicle into Accessory or Ready mode (fig.19b). It is normal for the vehicle to appear to be ‘stuck on’ during this step of the programming. Follow the prompts and do as directed (fig 9a,9b,9c,9d).

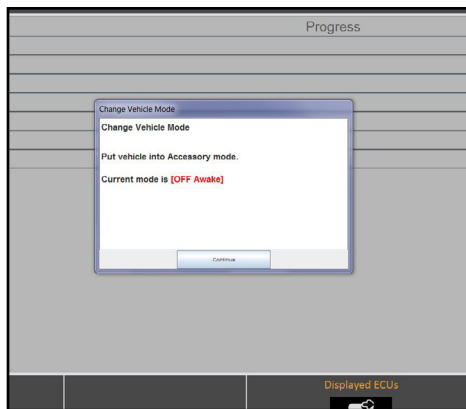


fig.9a

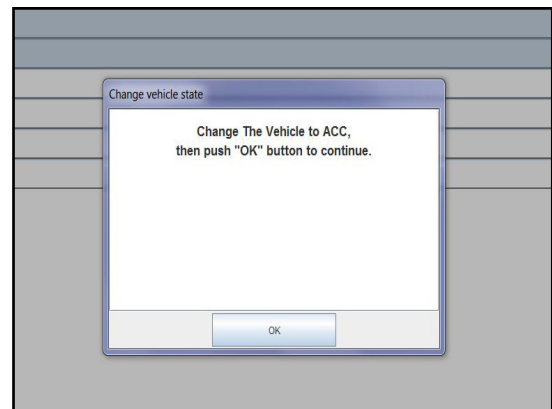


fig.9b

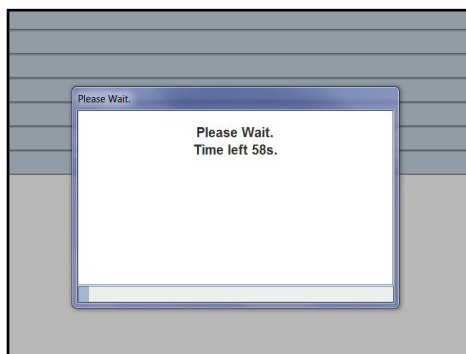


fig.9c



fig.9d

Karma Automotive Bulletins and service documents are intended for use by experienced and trained Technicians. If you lack the skills, tools, equipment and a suitable workshop for any procedure described in this document, we suggest you leave such repairs to a Karma retailer and service provider. See your service provider for advice on whether your vehicle may benefit from the information contained within this document. The information contained in the Karma Bulletin is accurate at the date of publication. However, Karma Automotive regularly updates technical information. Please check with your Karma Automotive Retailer and Karma Automotive service provider that the bulletin you intend to use contains the latest available information.

SC-24-94-01

Applicability: All Revero GT and GTS and GS-6 (Karma “2.0 vehicles”)

Type: Service Communication

Year: 2024

System: Electrical (90)

Sequence: 01

TITLE: Manual Baseline Updating

When complete the green checks should appear (fig. 10).

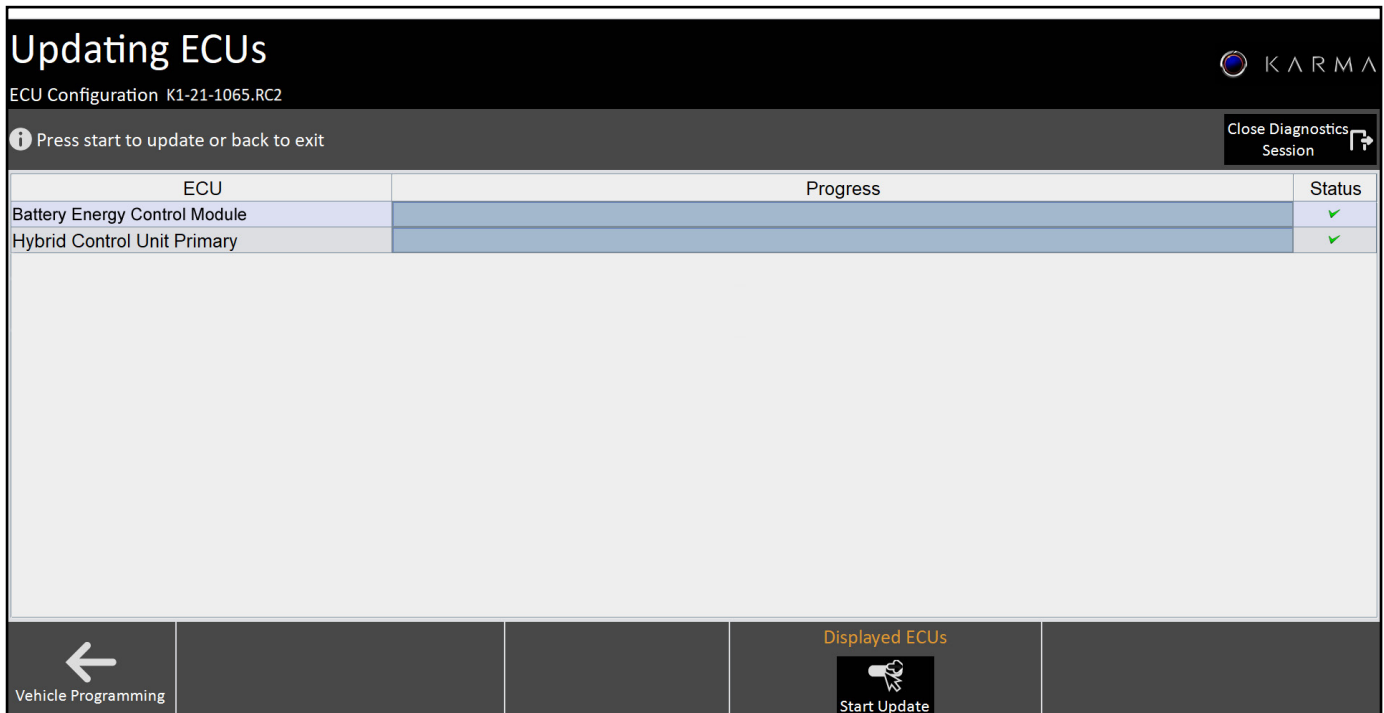


fig.10

Karma Automotive Bulletins and service documents are intended for use by experienced and trained Technicians. If you lack the skills, tools, equipment and a suitable workshop for any procedure described in this document, we suggest you leave such repairs to a Karma retailer and service provider. See your service provider for advice on whether your vehicle may benefit from the information contained within this document. The information contained in the Karma Bulletin is accurate at the date of publication. However, Karma Automotive regularly updates technical information. Please check with your Karma Automotive Retailer and Karma Automotive service provider that the bulletin you intend to use contains the latest available information.

Applicability: All Revero GT and GTS and GS-6 (Karma “2.0 vehicles”)

Type: Service Communication

Year: 2024

System: Electrical (90)

Sequence: 01

TITLE: Manual Baseline Updating

REMINDER: the OBCM will not update.

⚠ NOTICE! ⚠

If any other modules fail to update during this procedure, select that module again and update.

If any module continues to fail to accept the update, please contact TSS for further instruction on how to proceed.

The flash information will be populated, as before (fig.11) - If a pop up opens stating the “OBCM failed to communicate;” disregard this message. Select the modules requiring the update and proceed to click “next” and follow the prompts again if needed.

Action	ECU	Current Software	Target Software
✓	ADAS Front Radar Module	0722-03-08	0722-03-08
✓	ADAS Windshield Camera Module	0712-02-00	0712-02-00
✓	Accessory Power Module	0311-01-02	0311-01-02
✓	Battery Energy Control Module	0552-03-01	0552-03-01
✓	Blind Spot Monitor Left	0572-03-08	0572-03-08
✓	Blind Spot Monitor Right	0572-03-08	0572-03-08
✓	Central Infotainment Unit	Reference-Only	Reference-Only
✓	Door Module Left	0681-00-14	0681-00-14
✓	Door Module Right	0691-00-14	0691-00-14
✓	Electric Power Steering	0522-01-25	0522-01-25
✓	Electronic Brake Control Module	0626-03-10	0626-03-10
✓	Electronic Park Brake	0532-01-09	0532-01-09
✓	Electronic Park Brake Secondary	0537-01-06	0537-01-06
✓	Engine Control Module	6170-00-14-141	6170-00-14-141
✓	Heat/Ventilation Air Conditioning	0632-03-29	0632-03-29
✓	Hybrid Control Unit Primary	0562-60-04	0562-60-04
✓	Hybrid Control Unit Secondary	0567-01-33	0567-01-33
⊗	On Board Charge Module	ECU No RESP	0321-00-07

fig.11

If the displayed “Current Software” is marked as complete with check mark, and the software ID does not match the “Target Software”, return to “Vehicle Overview” and “Vehicle Diagnosis” to reload the list. If the list does not match after a reload, contact TSS.

Karma Automotive Bulletins and service documents are intended for use by experienced and trained Technicians. If you lack the skills, tools, equipment and a suitable workshop for any procedure described in this document, we suggest you leave such repairs to a Karma retailer and service provider. See your service provider for advice on whether your vehicle may benefit from the information contained within this document. The information contained in the Karma Bulletin is accurate at the date of publication. However, Karma Automotive regularly updates technical information. Please check with your Karma Automotive Retailer and Karma Automotive service provider that the bulletin you intend to use contains the latest available information.

Applicability: All Revero GT and GTS and GS-6 (Karma “2.0 vehicles”)

Type: Service Communication

Year: 2024

System: Electrical (90)

Sequence: 01

TITLE: Manual Baseline Updating

The update is complete with Karma Sync. Any codes need to be cleared in READY state. Ignore the pop-up of cycling state to ACCESSORY in Karma SYNC. Proceed to clear any DTC's present in the system. (fig.12a, 12b, 12c)

- If nothing is able to clear allow the vehicle to sleep for 10 minutes and make another attempt.

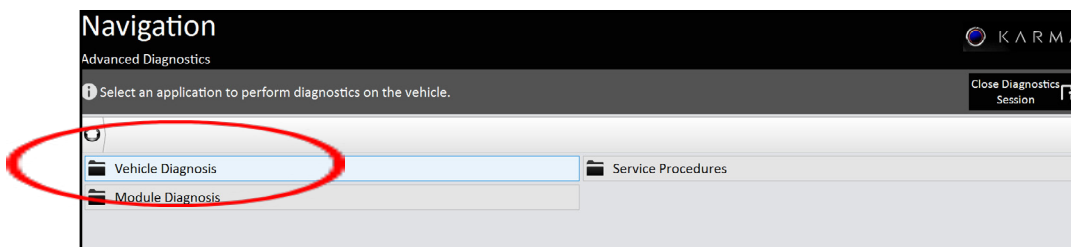


fig. 12a

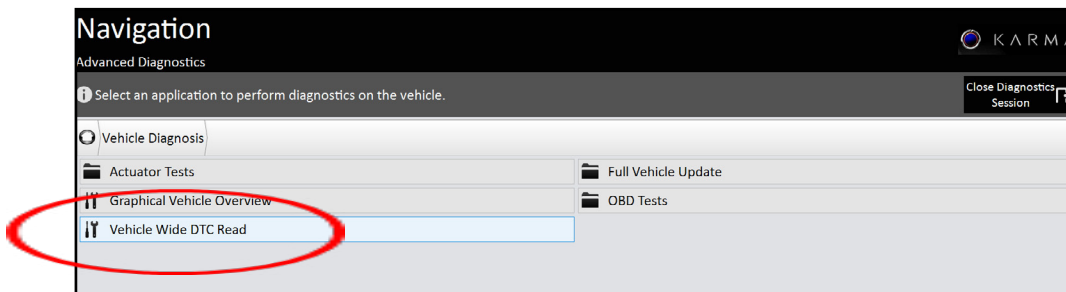


fig. 12b

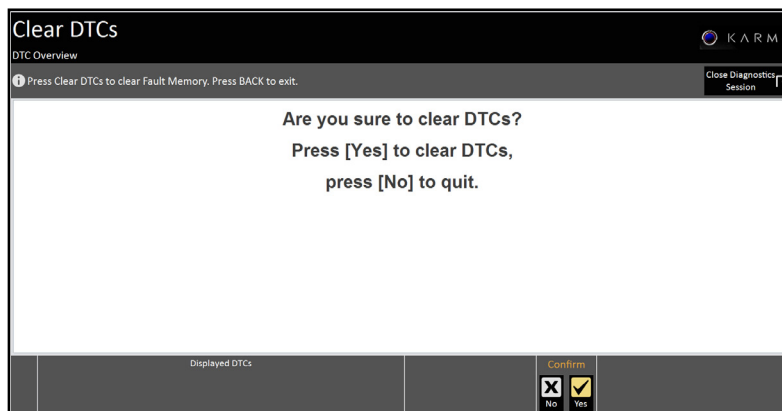


fig. 12c

Karma Automotive Bulletins and service documents are intended for use by experienced and trained Technicians. If you lack the skills, tools, equipment and a suitable workshop for any procedure described in this document, we suggest you leave such repairs to a Karma retailer and service provider. See your service provider for advice on whether your vehicle may benefit from the information contained within this document. The information contained in the Karma Bulletin is accurate at the date of publication. However, Karma Automotive regularly updates technical information. Please check with your Karma Automotive Retailer and Karma Automotive service provider that the bulletin you intend to use contains the latest available information.

SC-24-94-01

Applicability: All Revero GT and GTS and GS-6 (Karma “2.0 vehicles”)

Type: Service Communication

Year: 2024

System: Electrical (90)

Sequence: 01

TITLE: Manual Baseline Updating

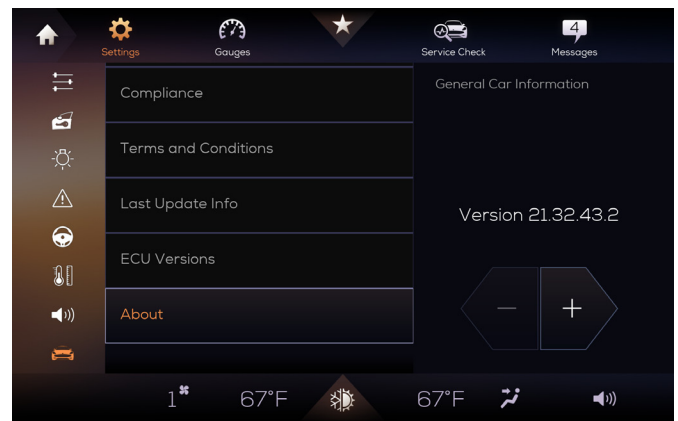
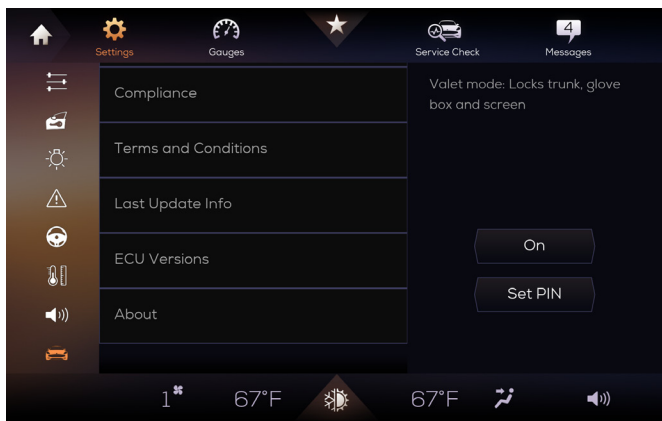
ATTENTION: Any previously paired phone in the vicinity of the vehicle during USB data install will interrupt the data transfer and stop operation. Unpair these phones now if possible.

Verify current installed Version of software in the TPI.

Settings > Vehicle > About

If it reads 21.32.43.2 or 21.32.43.3 do not proceed, this vehicle is updated to BL1065/1066.

The CIU images below should guide you to view the level the vehicle is currently loaded and installed.



Settings > Vehicle > About	Displayed Version
BL 1050 (and 1051)	21.31.30.2
BL 1060 (and 1061)	21.32.40.2
BL 1065 (and 1066)	21.32.43.2 or 21.32.43.3

KARMA **CC-22-00-01**

Type: Baseline Release
Year: 2022
System: General Diagnosis
Sequence: 01

Title: Baseline 1050/1051 Update
Applicability: MY20 Revero GT and GTS, MY21 GS-6
Region: All

PRIORITY: Vehicles on list (page 2)
PURPOSE:
This bulletin will outline the process of what to expect and what to perform. Baseline 1050 and BL1051 for GTS and GS-6s vehicles or collectively ("BL1050").

In order to bring the Revero GT and Revero GTS, and the GS-6 vehicles into the best performance Karma Automotive has released a Baseline update for these vehicles, BL1050.
This is a complete firmware over-the-air update (FOTA) Karma Sync intervention is not required.
All Vehicles must be brought to Baseline 1049 prior to updating to BL1050

KARMA **CC-23-00-01**

Type: Baseline Release
Year: 2023
System: General Diagnosis
Sequence: 01
Region: All

Title: Baseline 1060/1061 Update
Applicability: MY20 Revero GT and GTS, and MY21-MY23 GS-6 vehicles
Region: All

PRIORITY: Vehicles on list (page 2)
PURPOSE:
This bulletin will outline the process of what to expect and what to perform. Baseline 1060 and BL1061 for GTS and GS-6s vehicles or collectively ("BL1060").

In order to bring the Revero GT and Revero GTS, and the GS-6 vehicles into the best performance Karma Automotive has released a Baseline update for these vehicles, BL1060.
This is a complete firmware over-the-air update (FOTA) Karma Sync intervention is not required.
All Vehicles must be brought to Baseline 1060 prior to updating to BL1060

KARMA **CC-23-00-02**

Type: Baseline Release
Year: 2023
System: General Diagnosis
Region: All

Title: Baseline 1065/1066 Update
Applicability: MY20 Revero GT and GTS, and MY21-MY23 GS-6 vehicles
Region: All

PRIORITY: Vehicles on list (page 2)
PURPOSE:
This bulletin will outline the process of what to expect and what to perform. Baseline 1065 and BL1066 for GTS and GS-6s vehicles or collectively ("BL1065").

In order to bring the Revero GT and Revero GTS, and the GS-6 vehicles into the best performance Karma Automotive has released a Baseline update for these vehicles, BL1065.
This is a complete firmware over-the-air update (FOTA) Karma Sync intervention is not required.
All Vehicles must be brought to Baseline 1060 prior to updating to BL1065

See bulletins for each preceding baseline for labor codes if needed.

CC-22-00-01 for BL1050 /1051 Labor code: 00-99-20-50

CC-23-00-01 for BL1060 /1061 Labor code: 00-99-20-60

CC-23-00-02 for BL1065 /1066 Labor code: 00-99-20-65

Karma Automotive Bulletins and service documents are intended for use by experienced and trained Technicians. If you lack the skills, tools, equipment and a suitable workshop for any procedure described in this document, we suggest you leave such repairs to a Karma retailer and service provider. See your service provider for advice on whether your vehicle may benefit from the information contained within this document. The information contained in the Karma Bulletin is accurate at the date of publication. However, Karma Automotive regularly updates technical information. Please check with your Karma Automotive Retailer and Karma Automotive service provider that the bulletin you intend to use contains the latest available information.

SC-24-94-01

Applicability: All Revero GT and GTS and GS-6 (Karma “2.0 vehicles”)

Type: Service Communication

Year: 2024

System: Electrical (90)

Sequence: 01

TITLE: Manual Baseline Updating

NOTICE!

ANY DEVICE PLUGGED INTO the DLC or USB SHOULD BE PROMPTLY REMOVED PRIOR TO PROCEEDING



Karma Automotive Bulletins and service documents are intended for use by experienced and trained Technicians. If you lack the skills, tools, equipment and a suitable workshop for any procedure described in this document, we suggest you leave such repairs to a Karma retailer and service provider. See your service provider for advice on whether your vehicle may benefit from the information contained within this document. The information contained in the Karma Bulletin is accurate at the date of publication. However, Karma Automotive regularly updates technical information. Please check with your Karma Automotive Retailer and Karma Automotive service provider that the bulletin you intend to use contains the latest available information.

Applicability: All Revero GT and GTS and GS-6 (Karma “2.0 vehicles”)

Type: Service Communication

Year: 2024

System: Electrical (90)

Sequence: 01

TITLE: Manual Baseline Updating

Central Infotainment Unit flashing will occur with a USB thumb drive. **TSS is required to be notified prior** to this step. TSS will instruct you to place the vehicle in Ready Mode: the update packet is downloaded to the vehicle – the download requires only the USB to be installed in the center console as shown (below fig 14a). Leave the vehicle in a secure and safe location in your work area for approximately sixty (60) minutes maximum.

To perform the infotainment update insert the supplied USB drive (fig. 13) into the center console (fig. 14a and fig. 14.b) USB PORT as shown (fig.14c). This will begin the files upload. A message will appear on the TPI: “Please wait while update is extracted.”

It will then verify and install (fig. 15a,15b,15c). This should take about 10 to 15 minutes.




fig. 13



fig. 14a




fig. 14b



fig. 14c

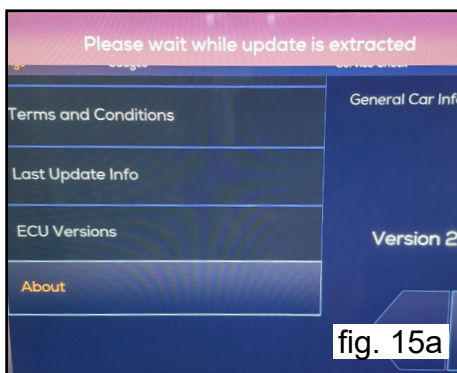


fig. 15a

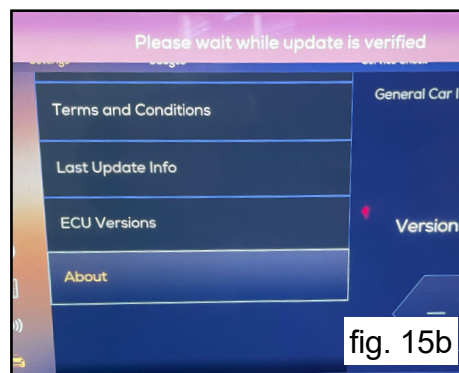


fig. 15b

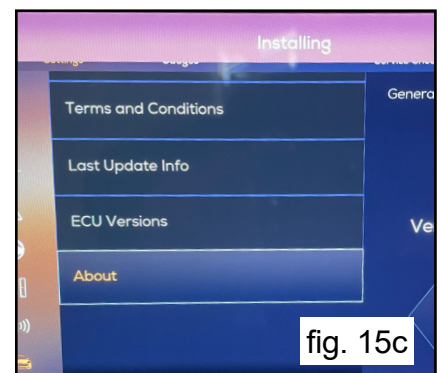


fig. 15c

Remove the USB stick when the TPI displays the “...update is verified” (fig. 15b). Install will follow automatically (fig. 15c).

Karma Automotive Bulletins and service documents are intended for use by experienced and trained Technicians. If you lack the skills, tools, equipment and a suitable workshop for any procedure described in this document, we suggest you leave such repairs to a Karma retailer and service provider. See your service provider for advice on whether your vehicle may benefit from the information contained within this document. The information contained in the Karma Bulletin is accurate at the date of publication. However, Karma Automotive regularly updates technical information. Please check with your Karma Automotive Retailer and Karma Automotive service provider that the bulletin you intend to use contains the latest available information.

Applicability: All Revero GT and GTS and GS-6 (Karma “2.0 vehicles”)

Type: Service Communication

Year: 2024

System: Electrical (90)

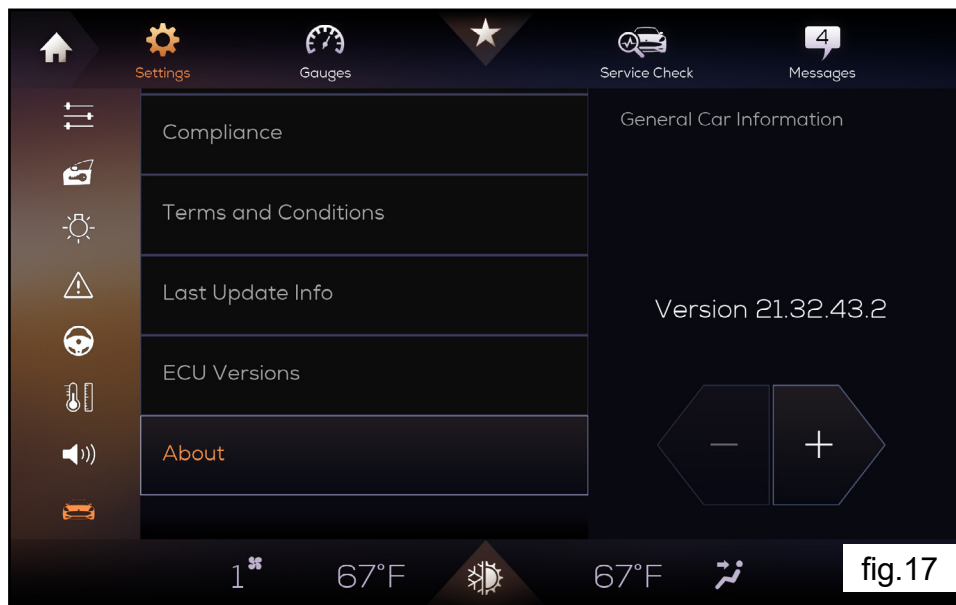
Sequence: 01

TITLE: Manual Baseline Updating

Below are the screens of the TPI read out as the CIU is updating (fig.16) When the update is complete, the screen may go blank or black or cycle on and off, normal function will resume upon cycling the Start/Stop button.



Verify the CIU software ID in the TPI after the vehicle has been placed in ready mode. Go to Settings >Vehicle > About, the version should be displayed above the Terms and Conditions bar (fig. 17)



Karma Automotive Bulletins and service documents are intended for use by experienced and trained Technicians. If you lack the skills, tools, equipment and a suitable workshop for any procedure described in this document, we suggest you leave such repairs to a Karma retailer and service provider. See your service provider for advice on whether your vehicle may benefit from the information contained within this document. The information contained in the Karma Bulletin is accurate at the date of publication. However, Karma Automotive regularly updates technical information. Please check with your Karma Automotive Retailer and Karma Automotive service provider that the bulletin you intend to use contains the latest available information.