



# Preliminary Information

## PIT6047C Radio USB Update Battery Ignore File

### Models

Brand:	Model:	Model Years:	VIN:		Engine:	Transmissions:
			from	to		
Cadillac	Lyriq	2023	All	All	All	All
Chevrolet	Colorado	2023	All	All	All	All
GMC	Canyon	2023	All	All	All	All

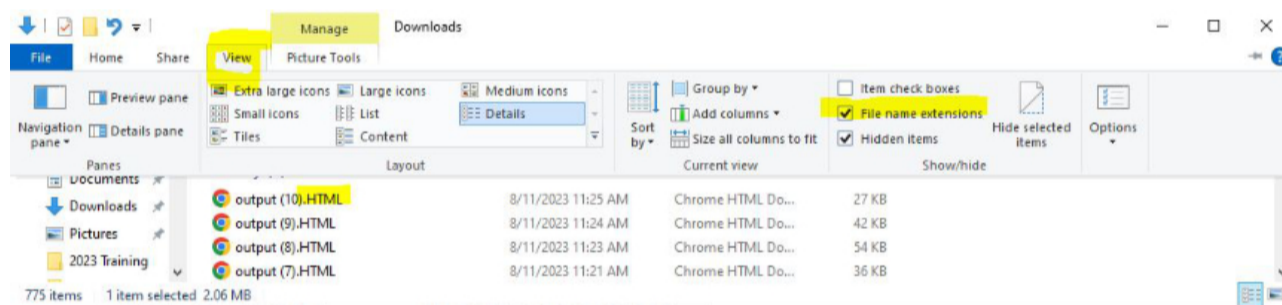
Involved Region or Country	North America
Additional Options (RPO)	IVD
Condition	When USB programming the radio, you may receive a message that programming is currently unavailable.
Cause	This could be caused because the 12v battery state of charge is not passing a check.

### Correction:

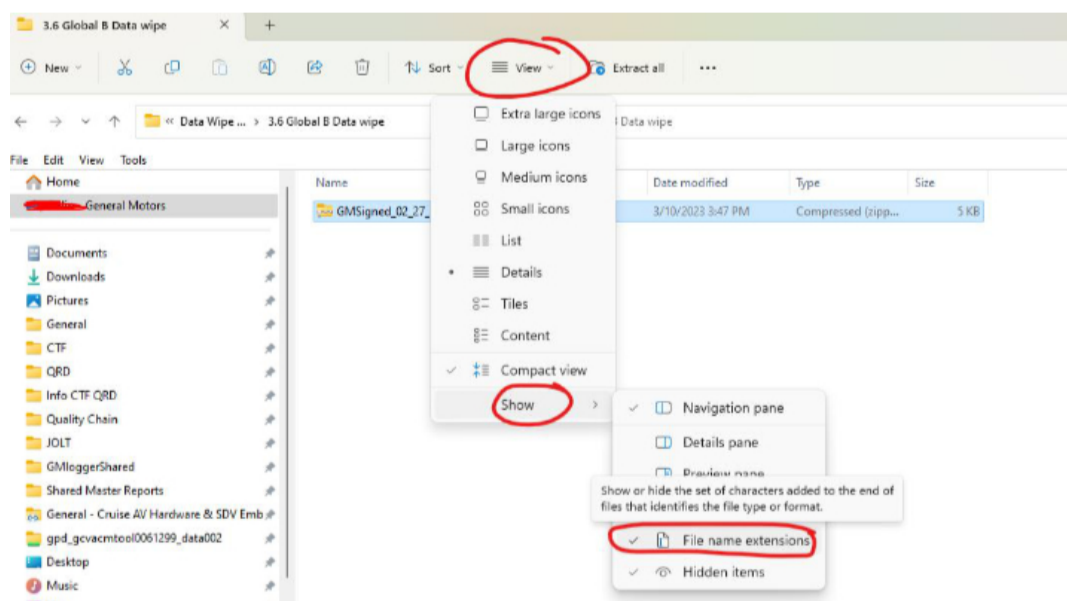
Follow the instructions below to create a file that will prevent the battery state of charge check from happening.

1. Download the available USB file transfer from SPS2 for the A11 radio and have it loaded onto the 16GB OR 32GB Type C USB drive formatted to FAT32.
2. Open the USB drive on the computer in File Explorer.
3. While in File Explorer, ensure "File name extensions" are check marked (enabled). Renaming the file extension below will not be able to complete with this setting disabled.

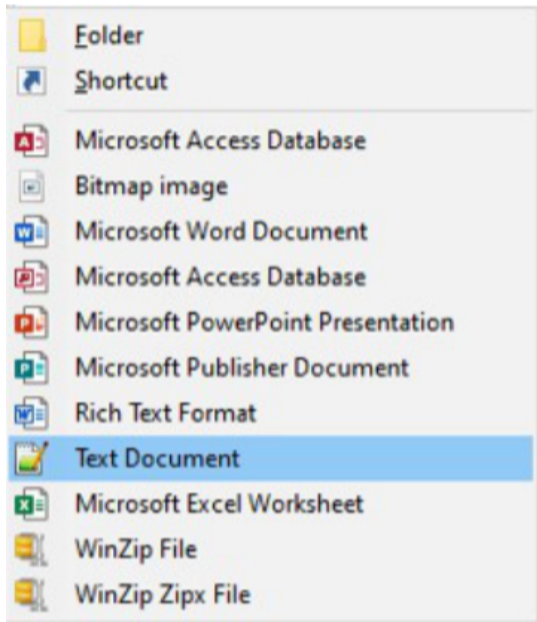
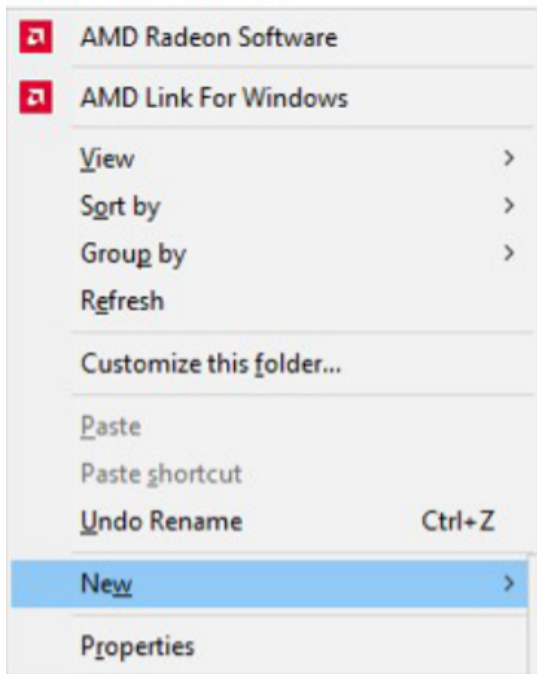
a. Windows 10, select "View" then "File name extensions".



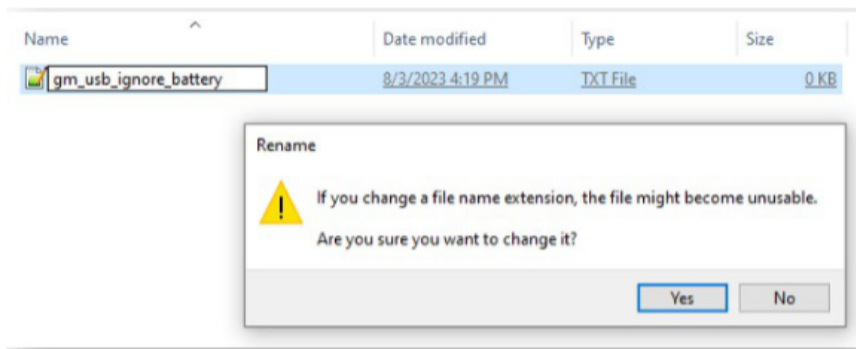
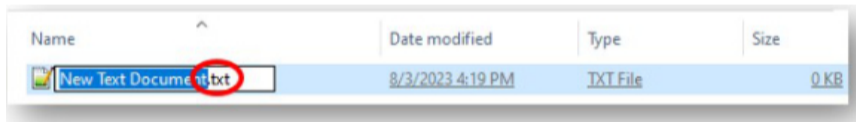
b. Windows 11, select "View", "Show" then "File name extensions".



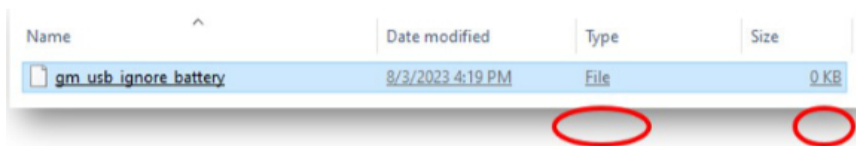
4. Right "Click" in the blank space and select "New" then "Text Document".



5. File Explorer will give you the option rename the "New Text Document.txt" file.
6. Rename the "New Text Document.txt" file to "gm\_usb\_ignore\_battery".  
**Note - Make sure to remove the ".txt" extension.**
7. Pop up message to confirm if you want to change the file extension, click "Yes".



8. After the file is created, the "Type" field should show "File" instead of "TXT File" as it originally did. The size of the "File" should be OKB.



9. Safely "Eject" the USB drive from the computer once completed and connect the USB drive to the vehicle and proceed with USB programming.

Warranty Information

For vehicles repaired under the Bumper-to-Bumper coverage (Canada Base Warranty coverage), use the following labor operation. Reference the Applicable Warranties section of Investigate Vehicle History (IVH) for coverage information.

Labor Operation	Description	Time
-----------------	-------------	------

3487928	Battery Ignore File Creation	0.1 Hr.
*This is a unique Labor Operation for Bulletin use only.		

Version History

Version	4
Modified	<p>08/07/2023 - Created.</p> <p>08/14/2023 - Updated step 3 with Windows 10 and 11 example pictures.</p> <p>08/17/2023 - Updated to add Labor Operation.</p> <p>01/04/2024 - Updated Model Years.</p>



© 2024 General Motors. All Rights Reserved.