	GROUP	MODEL
	Emissions Service Campaign	2023MY Sportage (NQ5a) w/2.5L GDI
	NUMBER	DATE
	SC285	January 2024

VOLUNTARY EMISSIONS SERVICE CAMPAIGN

VEHICLE EMISSION CONTROL INFORMATION (VECI) LABEL REPLACEMENT (SC285)

SUBJECT:

This bulletin provides information to replace the Vehicle Emission Control Information (VECI) label on certain 2023MY Sportage (NQ5a) vehicles with 2.5L GDI engines produced from July 10, 2023 through July 19, 2023. An incorrect VECI label was installed during production of these vehicles. The VECI label is extremely important when performing maintenance, emissions inspection, or ordering engine and engine management related parts. It also contains the code that tells a testing facility which test to perform to ensure the vehicle is tested to the correct emission standard. The U.S. Environmental Protection Agency and California Air Resources Board consider the under hood VECI label an integral part of state emission testing. If the VECI label is incorrect, the vehicle may fail the emission testing, even if it meets applicable emissions standards. Follow the procedure outlined in this publication to affix the correct VECI label. Before conducting the procedure, verify that the vehicle is included in the list of affected VINs.



Updated VECI Label

NOTICE

To assure complete customer satisfaction, always remember to refer to KDealer+ Warranty Coverage (validation) Inquiry Screen (Service → Warranty Coverage → Warranty Coverage Inquiry) for a list of any additional campaigns that may need to be performed on the vehicle before returning it to the customer.

**VEHICLE EMISSION CONTROL INFORMATION (VECI)
LABEL REPLACEMENT (SC285)**



Replacement Procedure:

❗ IMPORTANT

Inspect that the correct VECI label is affixed to the affected vehicle as shown below to close the campaign. Customers of the affected vehicles will be receiving the Campaign letter with the corrected VECI labels to affix to their vehicle. If the customer chooses to have the Dealer install the VECI label, follow the instruction below to close the campaign.

- Open the hood and locate the existing Vehicle Emission Control Information (VECI) label.
 - If the vehicle has the correct **23MY (OK)** VECI label shown below, then dealer may close the campaign.
 - If the vehicle has the incorrect **24MY (NG)** VECI label shown below, proceed to step 2.



Model	Incorrect VECI Label	New VECI Label
NQ5a	 <p style="text-align: center;">INCORRECT Model Year: 2024 MY PN: 32450 2S177 (U77)</p>	 <p style="text-align: center;">CORRECT Model Year: 2023 MY PN: 32450 2S175 (U75)</p>

Note: Customers of the affected (NG) vehicles will be receiving the corrected VECI labels with the Campaign letter so they can apply them to their own vehicle; however, customers will also be informed that they can request to have their dealer affix them if preferred

- Clean the surface of the incorrect VECI label with an alcohol wipe or an equivalent cleaner.

📄 NOTICE

Failure to clean the surface from debris or grease will prevent the new VECI label from adhering properly. Use a clean cloth to wipe the surface dry.

- Carefully affix the new provided VECI label over the old VECI label, ensuring complete coverage of the old label with the new one.




**VEHICLE EMISSION CONTROL INFORMATION (VECI)
LABEL REPLACEMENT (SC222)**

SUBJECT:

AFFECTED VEHICLE RANGE:

Model	Production Date Range
Sportage (NQ5a)	July 10, 2023 to July 19, 2023

REQUIRED PART:

Part Name	Part Number	Figure	Qty.
Vehicle Emission Control Information (VECI) Label	32450 2S175*		1

***Note:** Please be aware that customers of the affected vehicles will be receiving the corrected VECI labels with the Campaign letter so they can apply them to their own vehicle. There is **VERY LIMITED SUPPLY** of extra labels available for customers who may have misplaced or did not receive the letter with the VECI label. DO NOT order labels for stocking purposes. The VIN must be utilized to order the label.

WARRANTY INFORMATION:

N Code: N99 C Code: C99

Model	Claim Type	Causal P/N	Qty.	Repair Description	Labor Op Code	Op Time	Replacement P/N	Qty.
NQ5a	R	32450 2S175	0	(SC285) Inspection of the Emission Label (Customer Installed)	230A2910	0.1 M/H	N/A	0
			0	(SC285) Dealer Application of Updated Emission Label (Customer Provided Label)	230A29R0	0.2 M/H		
			1	(SC285) Dealer Application of Updated Emission Label (Dealer provided label)	230A29R1			

Note: Refer to Warranty Bulletin 2024-03 for claim submission procedures.

NOTICE

VIN inquiry data for this repair is provided for tracking purposes only. Kia retailers should reference **SC285** when accessing the KDealer+ system.

