

...rted with these simple steps

**Activate Lexus Interface trials**

**Join Lexus Drivers** to unlock all your benefits

**Register with Lexus Financial Services** to set up autopay


For your convenience, here's a record of your VIN:  
[XXXXXXXXXXXXXXXXXX]

## Innovation at every turn

Get the most out of your included trials with the following features:

- Remote Connect** >  
More ways to manage your vehicle, including starting your engine, from any compatible smart device.

24/7 roadside assistance is included as part of your Lexus ownership. Be sure to make a note of this number:  
**1-800-255-3987**



### Help is just a few clicks away

Avoid call wait times by contacting our Support Center online. Simply log in and click "Support Center." Create and submit a New Request, and you'll receive a response within two business days.

For urgent matters, call us at **1-800-874-8822** between 8 a.m. and 5 p.m. and we'll do our best to help.

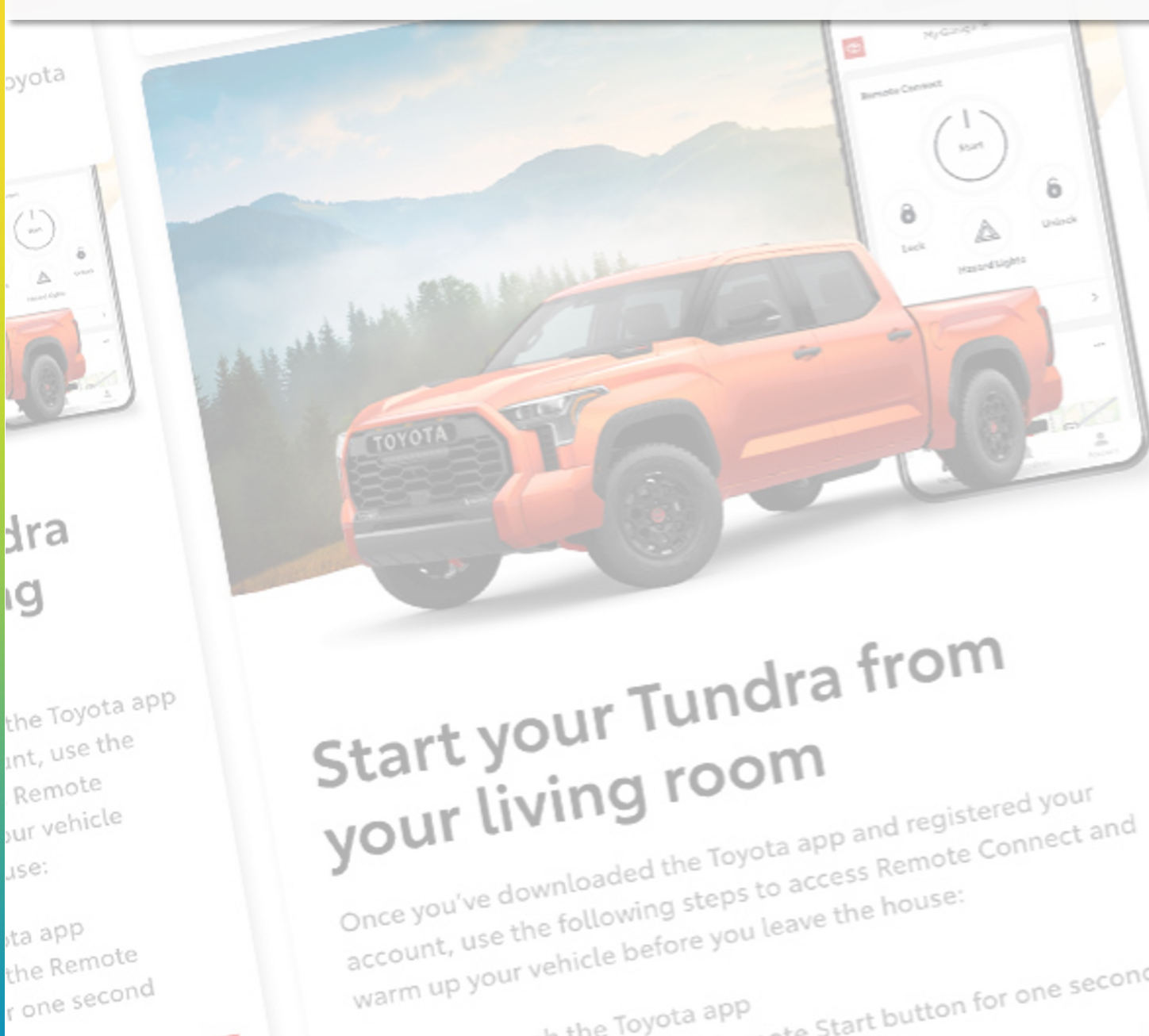
24/7 roadside assistance is included as part of your Lexus ownership. Be sure to make a note of this number:  
**1-800-255-3987**



# NEW CAR

P00107854 TOYOTA GR86 OTA

UPDATED: AUGUST 25, 2023



## Start your Tundra from your living room

Once you've downloaded the Toyota app and registered your account, use the following steps to access Remote Connect and warm up your vehicle before you leave the house:

1. Open the Toyota app
2. Tap the Start button for one second

**Log in**

### YOUR PAYMENTS MADE EASY

Make payments online or in the app more convenient. Follow this simple checklist:

- ✓ **Register on Lexus Financial Services**  
You'll automatically be enrolled in paperless billing
- ✓ **Add your vehicle to your account**  
You'll need the last eight digits of your VIN: [XXXXXXXX]
- **Set up online payments**  
You'll need your routing and account numbers
- **Create a recurring payment schedule**  
Choose your payment due date and interval

**LOG IN**

# EMAIL

## CONTENT DETAIL – GR86

v1



### Update to your GR86 in-vehicle touchscreen display software

Hello [First Name],

On Monday, May 8, a no-cost software update for the audio in-vehicle touchscreen in your [Model Year] GR86 with VIN [VIN] will be available.

This will enhance the functionality of your system and improve your driving experience. Updates include:

- **Improved performance of the in-vehicle touchscreen display**
- **Improvements to Bluetooth® connectivity**
- **Improvements to Apple CarPlay® and Android Auto™ vehicle integration**

You can use one of two sources to install these updates:

- **Your home Wi-Fi (if it reaches your vehicle's parked location)**
- **Your phone's Wi-Fi hotspot (if your phone and data plan are capable)**
- **Do not conduct the update with engine on in an enclosed space.**

#### INSTRUCTIONS

Once the update is available on May 8th:

Connect to a strong Wi-Fi signal and follow the prompts on your in-vehicle touchscreen display. The entire process will take up to 1 hour and 10 minutes. During this time, the standard in-vehicle touchscreen display features will be unavailable.

[Need Help?](#) | [How To Guide]

Toyota Customer Support: **1-800-331-4331**

Mon.-Fri.: 8a-8p (ET)

Sat.: 9a-7p (ET)

Thank you,

**Your Toyota GR86 Team**


For Toyota's Connected Services' data collection, use, sharing and retention practices, please visit <https://www.toyota.com/support/privacy-rights/>.

NOTE: standard transactional footer will be used (Same as New Car).

# EMAIL

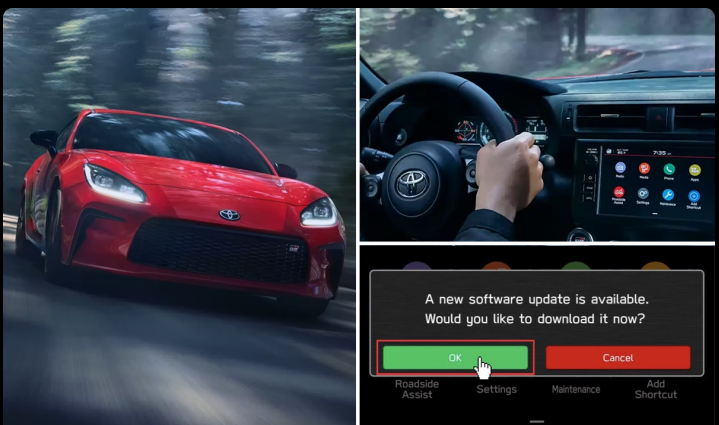
## HERO OPTIONS

v1




**Update to your GR86  
in-vehicle touchscreen  
display software**

v2



**Update to your GR86  
in-vehicle touchscreen  
display software**

v3



**Update to your GR86  
in-vehicle touchscreen  
display software**