



TECHNICAL SERVICE BULLETIN

Classification:

RS22-002B

Reference:

NTB22-032B

Date:

November 2, 2023

SEAT BELT REMINDER SERVICE INFORMATION

This bulletin has been amended. See **AMENDMENT HISTORY** on the last page.
Please discard previous versions of this bulletin.

APPLIED VEHICLES:

2023-2024 Altima (L34)
2021-2023 Armada (Y62)
2023-2024 Frontier (D41)
2023-2024 LEAF (ZE1)
2023-2024 Murano (Z52)
2022-2024 Pathfinder (R53)
2023 Rogue (T33)
2023-2024 Sentra (B18)
2023-2024 Titan/Titan XD (A61)
2023-2024 Versa (N18)

SERVICE INFORMATION

In the **APPLIED VEHICLES**, there are a variety of Seat Belt Warning Lights and Chimes. Refer to the information in this bulletin, along with the related vehicle owner's manual.

Seat Belt Warning Light for driver and front passenger.



Figure 1

Nissan Bulletins are intended for use by qualified technicians, not 'do-it-yourselfers'. Qualified technicians are properly trained individuals who have the equipment, tools, safety instruction, and know-how to do a job properly and safely. **NOTE:** If you believe that a described condition may apply to a particular vehicle, DO NOT assume that it does. See your Nissan dealer to determine if this applies to your vehicle.

Seat Belt Warning for Rear (Second and Third Row only, with Second Row Bench Seat)

- Red occupant or red exclamation point displays for unbuckled status.
- Grey/green occupant or green check mark displays for buckled status.




Figure 2




Figure 3

Seat Belt Warning for Rear (Second and Third Row only, with Second Row Bucket Seats)

- Red occupant or red exclamation point displays for unbuckled status.
- Grey/green occupant or green check mark displays for buckled status.



Figure 4




Figure 5

Functionality of the Rear Seat Belt Reminder - Vehicle Stationary

- After turning the ignition ON with the vehicle stationary (not moving), the Vehicle Information Display image will display a status of unbuckled (red occupant or red exclamation point) for both a buckled or unbuckled rear seat, as described in **Table 1**.
- The driver has the ability to temporarily dismiss the Visual Indicator through the Vehicle Information Display by scrolling to a different menu.

Table 1

VEHICLE CONDITION/ SPEED	REAR SEAT OCCUPANCY/SEAT BELT BUCKLE CONDITION	REAR SEAT BELT REMINDER			
		Visual Indicator		Chime	
		Graphic Logic	Duration	ON/OFF	Duration
Stationary after ignition turned ON	Empty seat	Red occupant or red exclamation point	65 seconds from ignition ON (1) (2)	OFF	N/A
	Occupied and change from unbuckled to buckled	Change from red occupant or red exclamation point to grey/green occupant or green check mark for corresponding seating position	65 seconds from ignition ON (1) (2)	OFF	N/A

- (1) The Visual Indicator is automatically dismissed approximately 65 seconds from ignition ON.
- (2) The Visual Indicator can be temporarily dismissed through the Vehicle Information Display by scrolling to a different menu.

Functionality of the Rear Seat Belt Reminder - Vehicle Moving

- After turning the ignition ON and driving the vehicle, the Vehicle Information Display image will display as described in **Table 2**.
- The driver has the ability to temporarily dismiss the Visual Indicator through the Vehicle Information Display by scrolling to a different menu.

Table 2

VEHICLE CONDITION/ SPEED	REAR SEAT OCCUPANCY/SEAT BELT BUCKLE CONDITION (ANY SEATING POSITION)	REAR SEAT BELT REMINDER			
		Visual Indicator		Chime	
		Graphic Logic	Duration	ON/OFF	Duration
Moving below 10 MPH	Change from buckled to unbuckled	Reminder displays corresponding seating position with red occupant or red exclamation point	95 seconds from unbuckling (1) (2)	OFF	N/A
Moving above 10 MPH				ON	95 seconds
Moving below 10 MPH	Change from unbuckled to buckled	Reminder displays corresponding seating position with red occupant or red exclamation point, then grey/green occupant or green check mark	Disappears after buckling	OFF	N/A
Moving above 10 MPH				OFF	Chime stops immediately after buckling

- (1) The Visual Indicator is automatically dismissed approximately 95 seconds from unbuckling.
- (2) The Visual Indicator can be temporarily dismissed through the Vehicle Information Display by scrolling to a different menu.

AMENDMENT HISTORY

PUBLISHED DATE	REFERENCE	DESCRIPTION
April 28, 2022	NTB22-032	Original bulletin published
March 9, 2023	NTB22-032A	APPLIED VEHICLES revised
November 2, 2023	NTB22-032B	APPLIED VEHICLES and Graphic Logic explanations revised, and Figure 3 added

