



Service Bulletin

Bulletin No.: 23-NA-165

Date: November, 2023

TECHNICAL

Subject: Vehicle Will Not Lock and Unlock (Loss of Active Functions) Crank or Start (Loss of Passive Functions) with DTC P0513 Set

Brand:	Model:	Model Year:		VIN:		Engine:	Transmission:
		from	to	from	to		
Buick	Envision	2019	2020				
Chevrolet	Equinox	2018	2023				
	Malibu	2019					
GMC	Acadia	2019	2023				
	Terrain	2018					

Involved Region or Country	North America
Additional Options (RPOs)	
Condition	Some customers may comment that active (lock/unlock) and passive (vehicle starting) key FOB functions do not work and that the vehicle will not crank. Technician may find DTC P0513 may be set in active or history.
Cause	This condition may have presented immediately following a low voltage condition, jump start, battery charging, battery replacement or battery disconnect and reconnect. This can present a memory corruption event in the BCM. Loss of key FOB passive and active can also follow incorrect immobilizer repair attempts.

Important: Do not attempt the immobilizer procedure or module replacements before following this bulletin.

This procedure ONLY applies to the GEN3R BCM

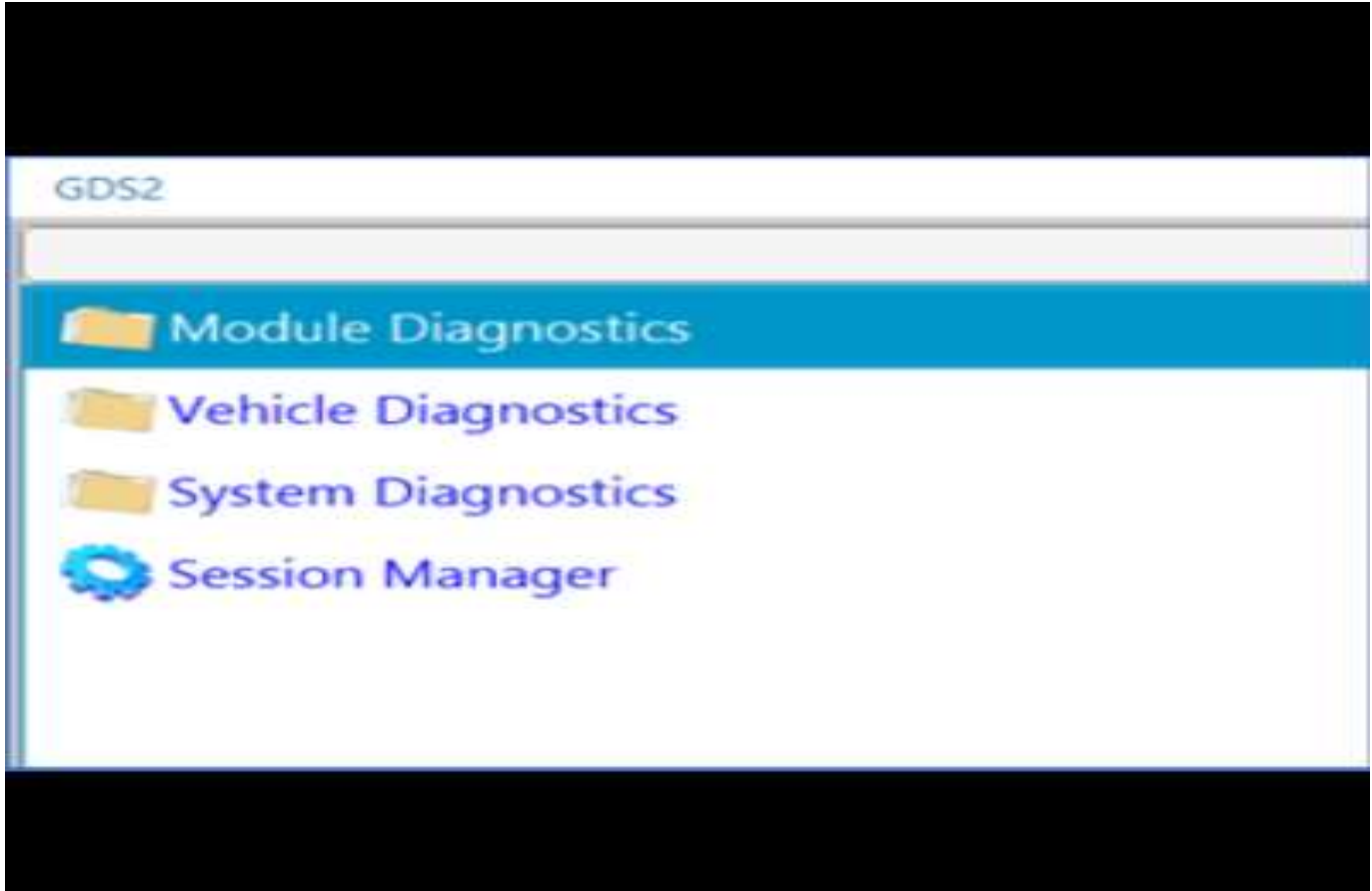
GEN3R BCMs can be identified by either the label on the module or looking up the BMPN part number information in GDS2.



Correction

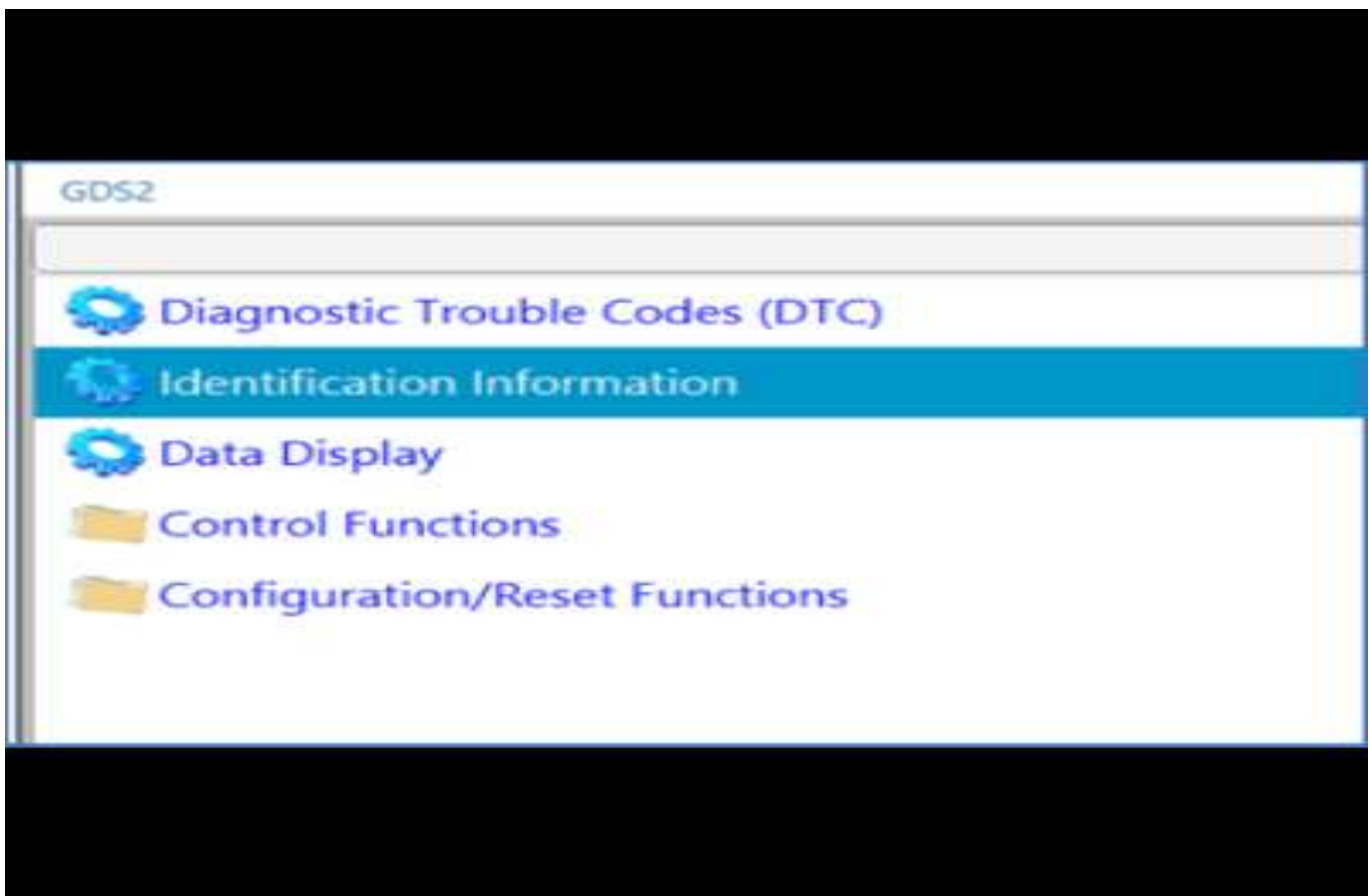
Follow the steps below to verify BMPN is a GEN3R through GDS2.

Verify you have a GEN3R BCM Base Model Part Number. Only GEN3R BCMS are eligible for this bulletin. Navigate to GDS2 > Module Diagnostics > [K9] Body Control Module > Identification Information > Identification Information.

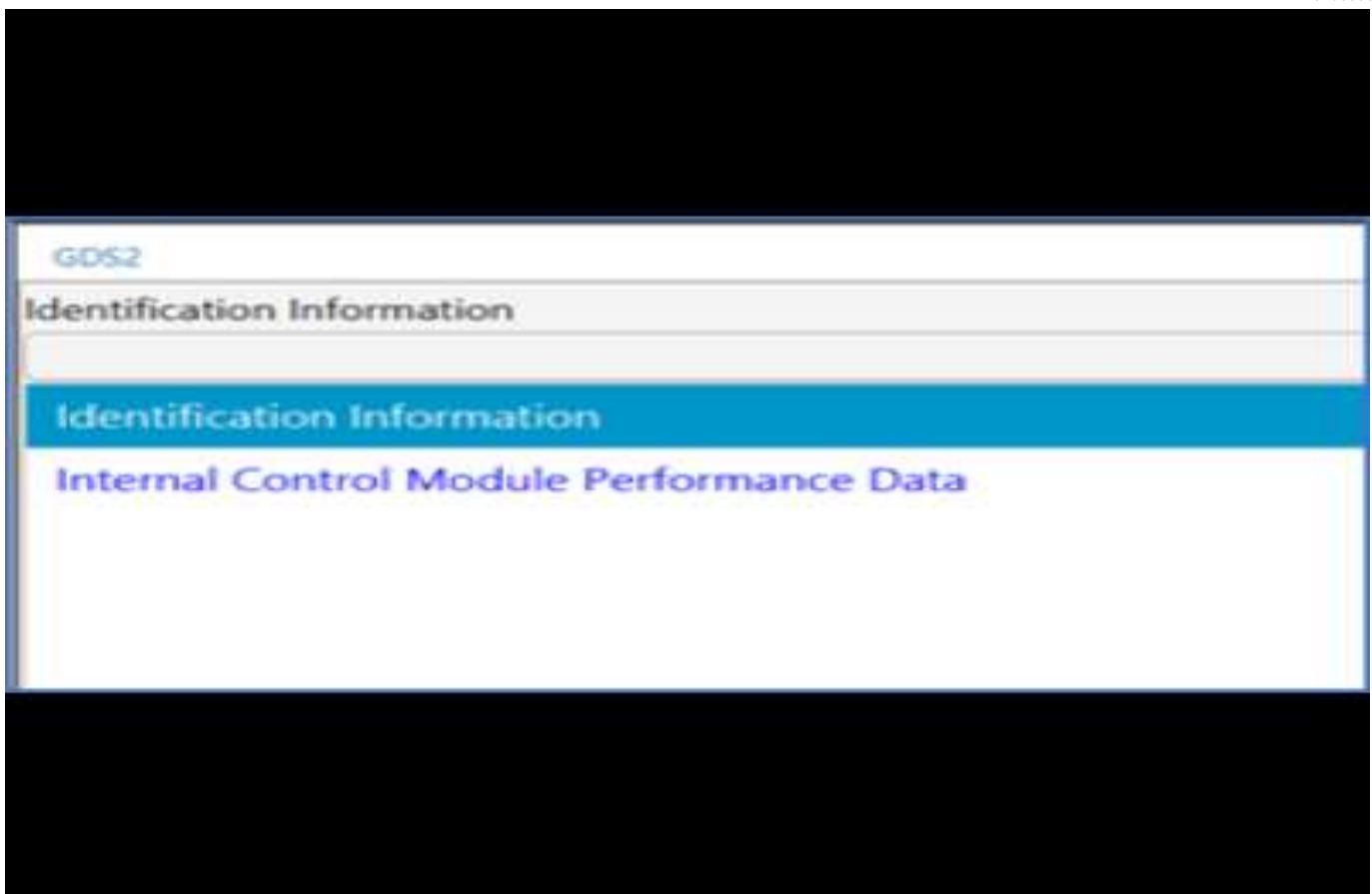


GDS2

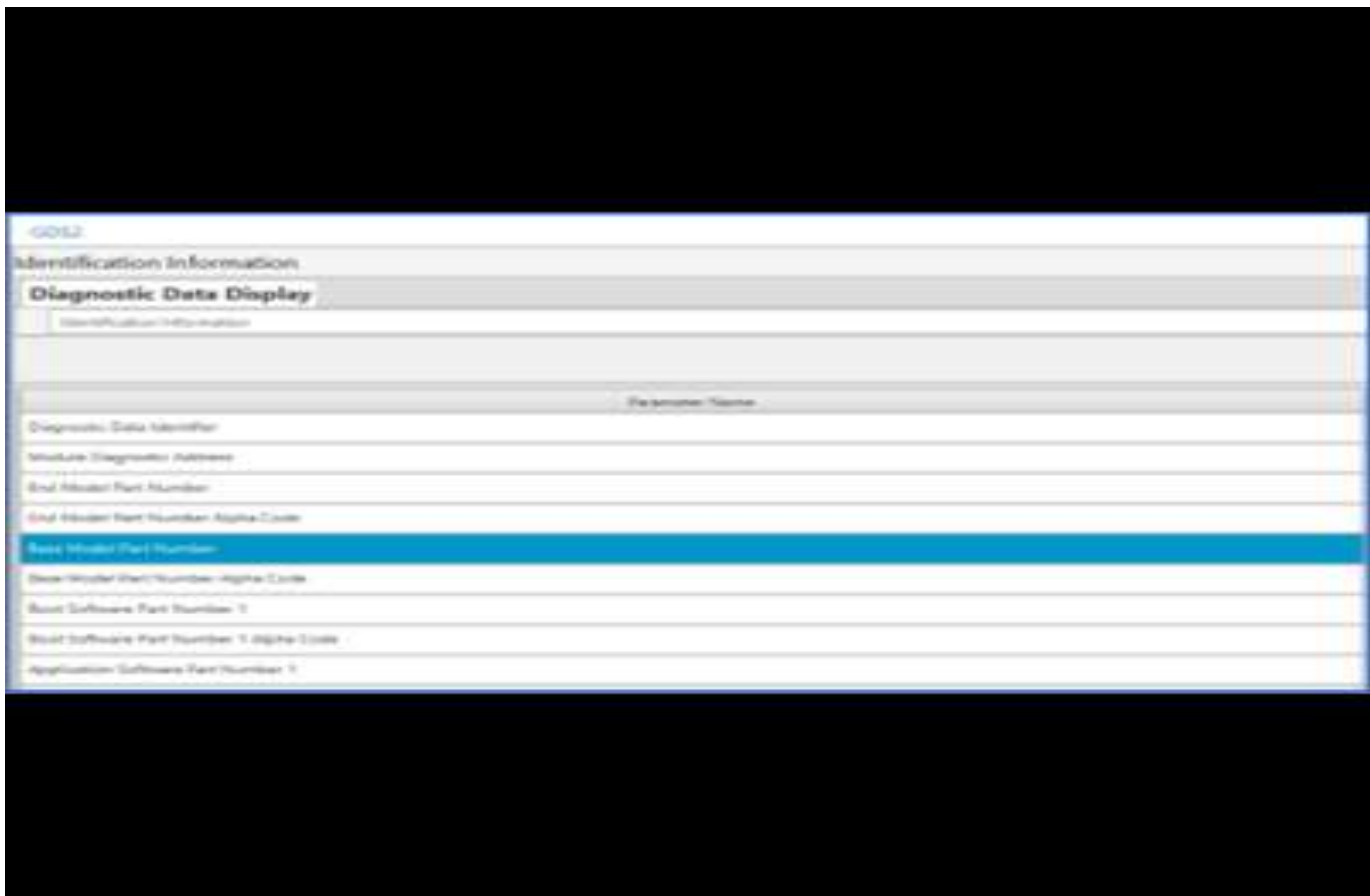
- [K20] Engine Control Module
- [K38A] Chassis Control Module - Auxiliary
- [K71] Transmission Control Module
- [K69] Transfer Case Control Module
- [K164] Differential Control Module
- [K160] Brake System Control Module
- [K43] Power Steering Control Module
- [K19] Electronic Suspension Control Module
- [K5] Automatic Level Control Module
- [K9] Body Control Module**
- [K219] Lighting Control Module
- [K56] Serial Data Gateway Module
- [K212] Gear Shift Control Module



6430398



6430399



6430394

BMPNs eligible for this bulletin: 13518569, 13518570, 13518602, 13518603, 13519619, 13519620, 13519648, 13527252, 13527260, 13527261, 13527297, 13527298, 13527827, 13529492, 13529493, 13533809, 13533813, 13533814, 13533817, 13533821.

If the BCM is not a GEN3R, this bulletin does not apply. Continue with standard troubleshooting procedures in SI.

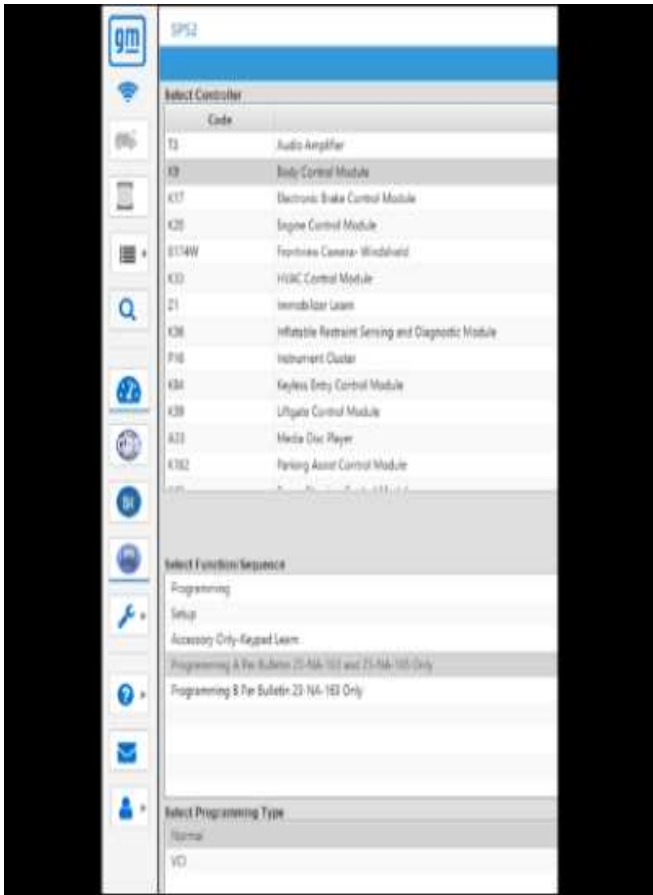
If the BCM is GEN3R, proceed.

Service Procedure

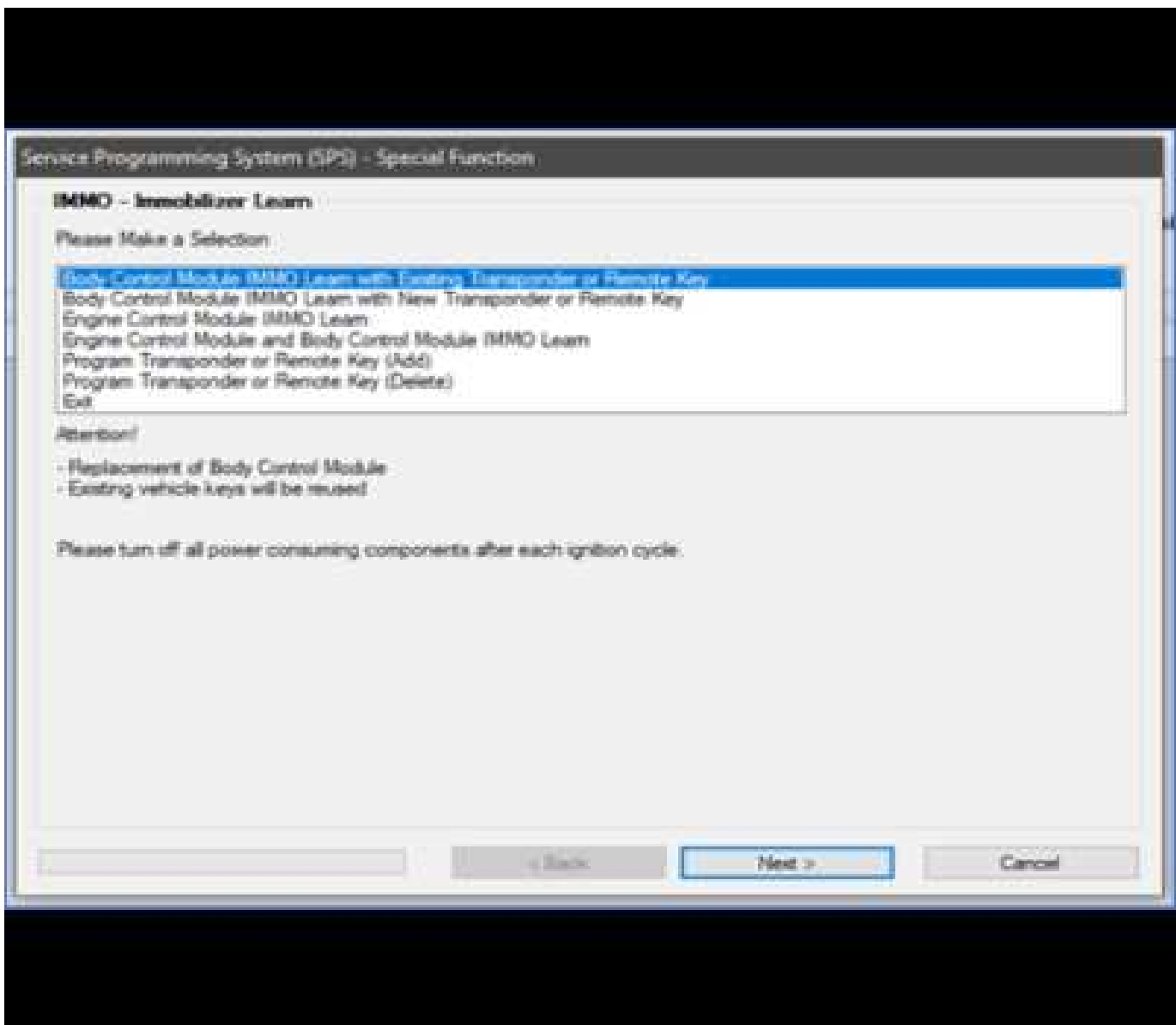
Important: Service agents must comply with all International, Federal, State, Provincial, and/or Local laws applicable to the activities it performs under this bulletin, including but not limited to handling, deploying, preparing, classifying, packaging, marking, labeling, and shipping dangerous goods. In the event of a conflict between the procedures set forth in this bulletin and the laws that apply to your dealership, you must follow those applicable laws.

Important: If an immobilizer learn was previously done prior to this bulletin and no passive/active FOB functions work but the vehicle will now start with the FOB in the immobilizer pocket, and P0513 is no longer current, proceed to the step 5.

1. If no immobilizer learn was performed, verify there are no immobilizer DTCs set in the K9 Body Control Module. If any codes are set, please refer to service information.
2. From SPS Supported Controllers, select K9 Body Control Module "Programming A Per Bulletin 23-NA-163 and 23-NA-165 Only."



- Using the **existing** FOBs, from SPS Supported Controllers, select Immobilizer procedure “Body Control Module IMMO Learn with Existing Transponder or Remote Key.”



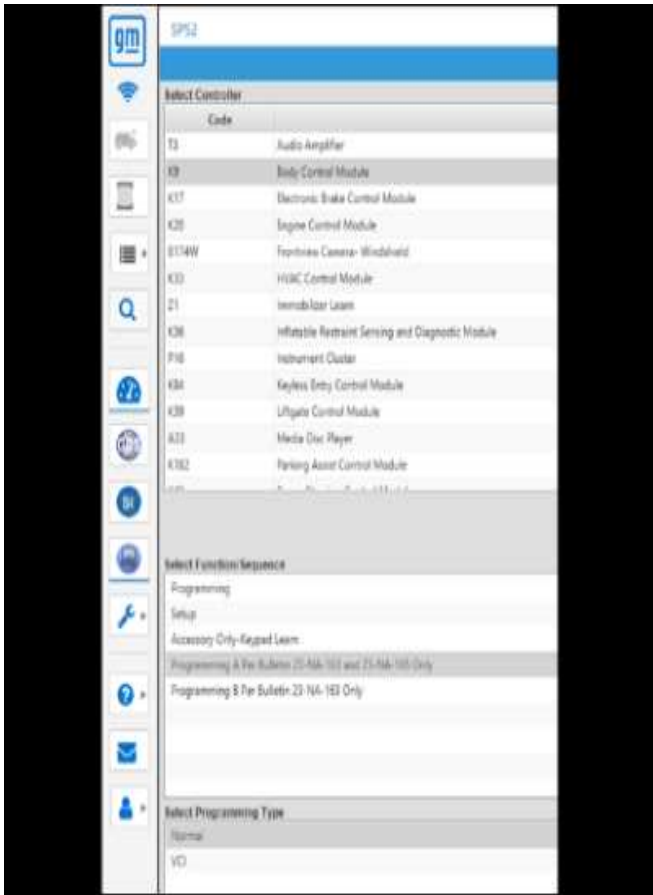
6430395

4. Confirm vehicle cranks and starts and all FOB functions work properly on every FOB and that there are no current DTCS. If there are no current DTCS and every FOB function works on all FOBs, stop here. If any DTCS related to this bulletin are still current and vehicle will not start, proceed to step 5.

Important: Only proceed to these next steps if an immobilizer learn was previously done prior to this bulletin and no passive/active FOB functions work but the vehicle will now start with the FOB in the immobilizer pocket and P0513 is no longer current.

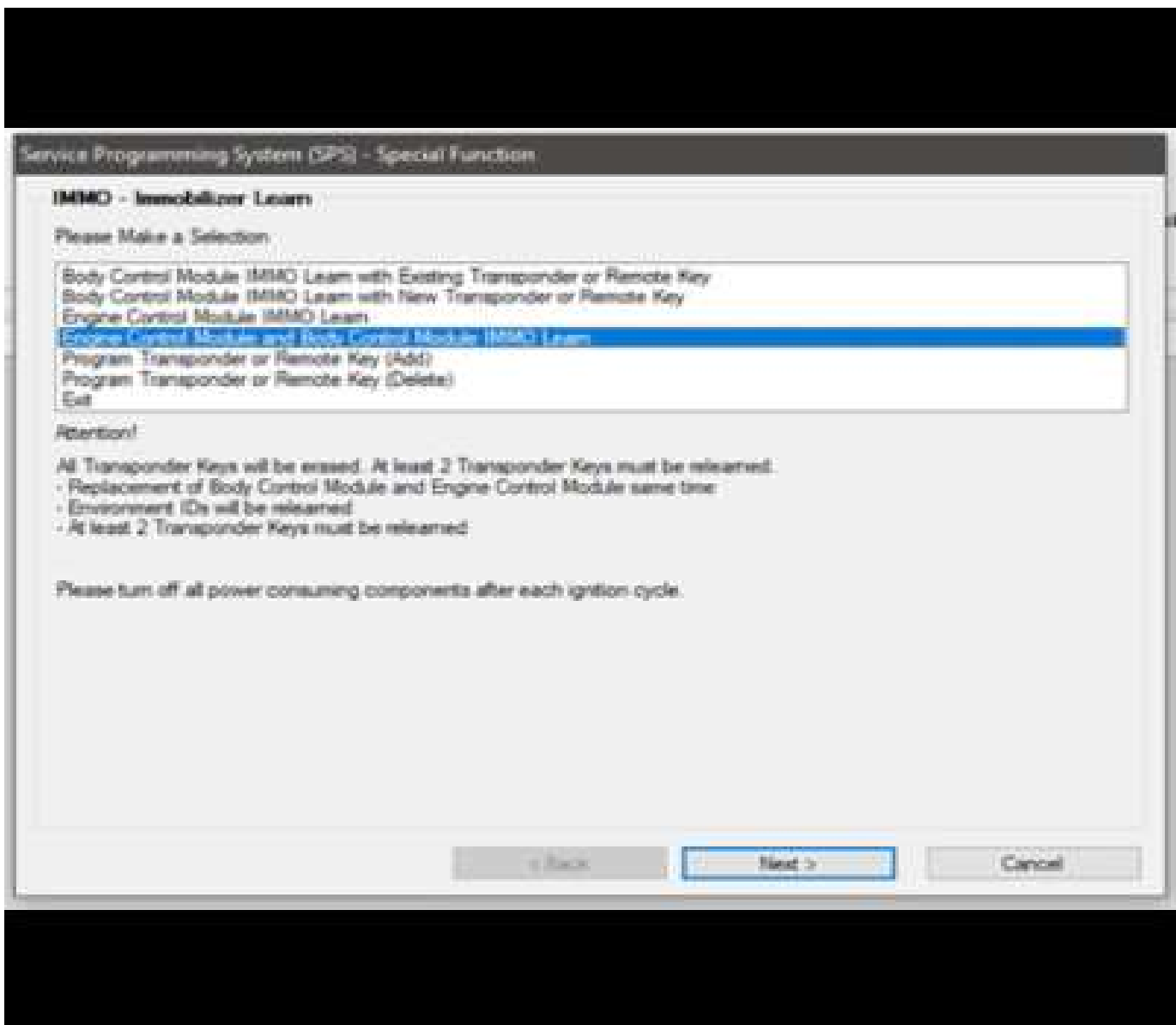
Note: If the FOBs work actively or passively and P0513 is not present, proceed to the "FOB troubleshooting section" in SI.

5. From SPS Supported Controllers, select K9 Body Control Module "Programming A Per Bulletin 23-NA-163 and 23-NA-165 Only."



Note: At this time the existing key FOBs will not work and new blank FOBs must be used.

- Using at least **2 NEW** FOBs, from SPS Supported Controllers, select Immobilizer procedure “Engine Control Module and Body Control Module IMMO Learn.”



6430396

Note: If the vehicle had more than two FOBs paired, all FOBS must be replaced.

7. Confirm vehicle cranks and starts and all FOB functions work properly on every FOB and that there are no current DTCs.

Parts Information

May require FOB replacements, use Electronic Parts Catalog to determine correct part number.

Warranty Information

For vehicles repaired under the Bumper-to-Bumper coverage (Canada Base Warranty coverage), use the following labor operation. Reference the Applicable Warranties section of Investigate Vehicle History (IVH) for coverage information.

Labor Operation	Description	Labor Time
*2889828	GEN3R P0513 DTC Special Data Reset	0.5 hr
*This is a unique Labor Operation for Bulletin use only.		

Version	2
Modified	Released September 18, 2023 Revised November 15, 2023 – Updated Step 2 and 5 programming sequence title and graphics.

Keywords: GEN3R

