

Title: Baseline 1065/1066 Update**Applicability:** MY20 Revero GT and GTS,
and MY21-MY23 GS-6 vehicles**PRIORITY:** Vehicles on list (page 2)**PURPOSE:**

This bulletin will outline the process of what to expect and what to perform.
Baseline 1065 and BL1066 for GTS and GS-6s vehicles or collectively ("BL1065").

In order to bring the Revero GT and Revero GTS, and the GS-6 vehicles into the best performance Karma Automotive has released a Baseline update for these vehicles, BL1065.

This is a complete firmware over-the-air update (FOTA) Karma Sync intervention is not required.

All Vehicles must be brought to Baseline 1060 prior to updating to BL1065

Procedure Overview:

1. Create a TSS case for the VIN presented for this operation, requesting the over-the-air prompt be enabled.
2. Measure and verify the 12-volt battery is at 12.6v minimum as a requirement.
3. This is a complete firmware over-the-air update (FOTA) Karma Sync intervention is not required. If Karma Sync is believe to be required, contact TSS for guidance regarding the concern.
4. Once the vehicle has been power cycled the prompt will appear and accept this to begin the download and subsequent update.

Updates:

In this baseline update, improvements and bug fixes have been introduced into the following modules.

- 1) DIS: New message provided under certain conditions.
- 2) Forced Drive mode under the described conditions below.
- 3) All other ECUs are carried over from BL1060

⚠ NOTICE! ⚠

*The vehicle should have the High Voltage battery charged. The **State of Charge is 42% or more (verified in Karma Sync)**, when placed in Ready Mode, the vehicle generator may turn on at any time during the flash process. **It is mandatory the displayed range is twenty-five (25) miles of EV range or greater before beginning the flash procedure.***

Title: Baseline 1065/1066 Update

Applicability: MY20 Revero GT and GTS, and MY21-MY23 GS-6 vehicles

Open a TSS case as normal follow provided instructions.

Verify current installed version of software in the TPI.

Settings >Vehicle > About

If it reads 21.32.43.1 or 21.32.43.3 (for GTS and GS-6s) do not proceed, this vehicle is updated to BL1060 or 1061 Verify with TSS how to go forward

The chart below should guide you to view the Baseline level of the vehicle.

Settings >Vehicle > About	Displayed Version
BL 1065 or BL1066	21.32.43.2 (as above)

STEP 1

Check for any open bulletins which require completion

STEP 2

Read this BL1065 bulletin



STEP 3

Create TSS case,
Now Over-the-air Update can be sent to vehicle



STEP 4

Follow Instructions
provided by TSS

⚠ NOTICE! ⚠

STEPS MUST BE PERFORMED IN THIS ORDER TO AVOID SOFTWARE INSTALLATION ISSUES

Karma Automotive Bulletins and service documents are intended for use by experienced and trained Technicians. If you lack the skills, tools, equipment and a suitable workshop for any procedure described in this document, we suggest you leave such repairs to a Karma retailer and service provider. See your service provider for advice on whether your vehicle may benefit from the information contained within this document. The information contained in the Karma Bulletin is accurate at the date of publication. However, Karma Automotive regularly updates technical information. Please check with your Karma Automotive Retailer and Karma Automotive service provider that the bulletin you intend to use contains the latest available information.

Type: Baseline Release

Year: 2023

System: General Diagnosis

Region: All

Title: Baseline 1065/1066 Update

Applicability: MY20 Revero GT and GTS,
and MY21-MY23 GS-6 vehicles

REQUIREMENT: There is a component of this Baseline release which will be performed Over-the-Air. This will require creating a technical services support (TSS) case as soon as the vehicle arrives at the dealer. Please schedule this baseline install and begin the action early in the workday to allow sufficient time to contact and activate this over the air update through the TSS group.

⚠ **NOTICE!** ⚠

*The vehicle should have the High Voltage battery charged. The **State of Charge is 42% or more (verified in Karma Sync)**, when placed in Ready Mode, the vehicle generator may turn on at any time during the flash process. **It is mandatory the displayed range is twenty-five (25) miles of EV range or greater before beginning the flash procedure.** Ensure the 12v battery needs to be at 12.6v minimum as measured.*

Keep the hood closed when doing a Baseline update for all Revero GT or GTS, and GS-6 (Fig 1). Do not have a charger on the vehicle, unless prompted during the update.



Ensure the electric range is at 25 miles or higher in the displayed range gauge (Fig 2).



Karma Automotive Bulletins and service documents are intended for use by experienced and trained Technicians. If you lack the skills, tools, equipment and a suitable workshop for any procedure described in this document, we suggest you leave such repairs to a Karma retailer and service provider. See your service provider for advice on whether your vehicle may benefit from the information contained within this document. The information contained in the Karma Bulletin is accurate at the date of publication. However, Karma Automotive regularly updates technical information. Please check with your Karma Automotive Retailer and Karma Automotive service provider that the bulletin you intend to use contains the latest available information.

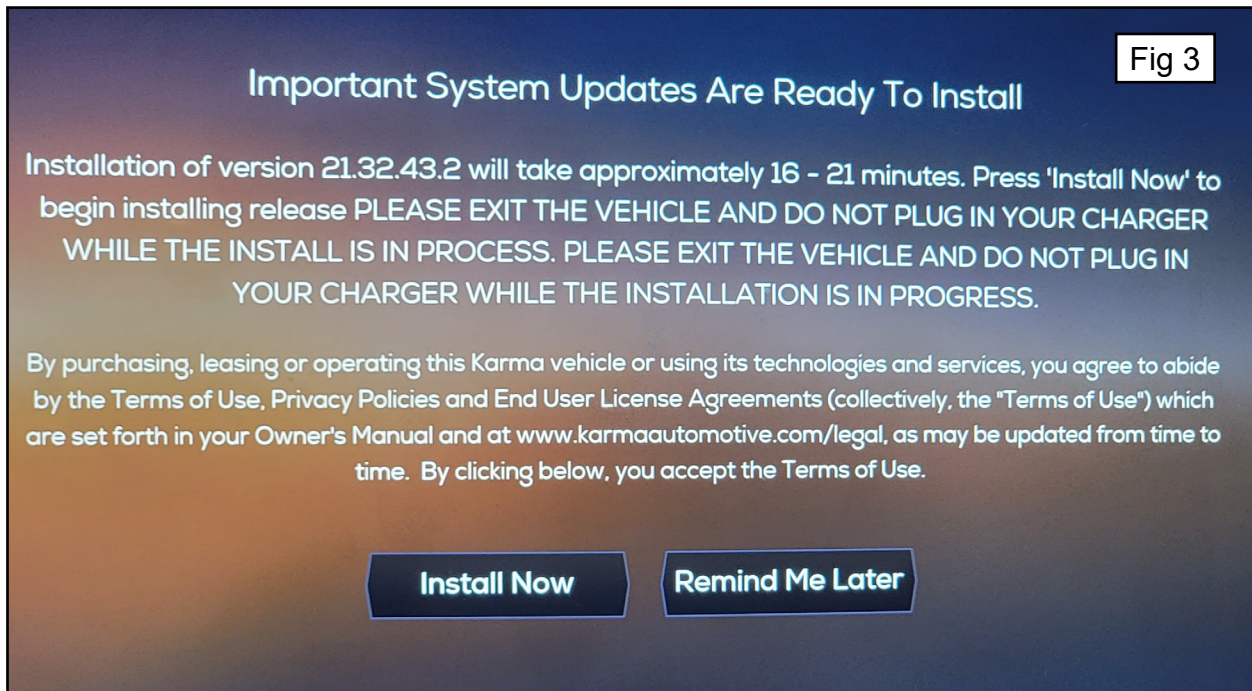
ALL vehicles below are not updated to BL1060 and will need to complete that update prior to this (Baseline 1065) update.

50GK43SB9LA000027	50GK43SB4LA000095	50G6E4SS7MA000047	50G6E4SS3NA000077
50GK43SB8LA000035	50GK43SB3LA000122	50GK43SBXMA000183	50G6E4SS4NA000086
50GK43SB4LA000047	50GK43SB1LA000135	50GK43SB5MA000186	50G6E4SB6NA000087
50GK43SB0LA000062	50GK43SBXLA000151	50GK43SB7MA000187	50G6E4SSXNA000092
50GK43SB2LA000063	50GK43SB5LA000154	50GK43SB9MA000188	50G6E4SS1NA000093
50GK43SB5LA000073	50GK43SB7LA000155	50GK43SB9MA000191	50G6E4SL4NA000100
50GK43SB4LA000078	50G6E4SS9MA000017	50G6E4SS2NA000068	
50GK43SB2LA000094	50G6E4SL1MA000022	50G6E4SS0NA000070	

Vehicles below are not updated to BL1050 and will need to complete that update prior to updating to BL060 and finally this (Baseline 1065) update.

50G6E4SS5MA000001	50GK43SB6LA000079	50GK43SB6LA000020	50GK43SB3LA000055
50G6E4SS5MA000046			

Accept the prompt to perform the OTA, install, do not allow the vehicle to “sleep”. Leave a door open, this is a easy way to prevent this (Fig. 3).



Karma Automotive Bulletins and service documents are intended for use by experienced and trained Technicians. If you lack the skills, tools, equipment and a suitable workshop for any procedure described in this document, we suggest you leave such repairs to a Karma retailer and service provider. See your service provider for advice on whether your vehicle may benefit from the information contained within this document. The information contained in the Karma Bulletin is accurate at the date of publication. However, Karma Automotive regularly updates technical information. Please check with your Karma Automotive Retailer and Karma Automotive service provider that the bulletin you intend to use contains the latest available information.

Only the affected vehicles below are subject to this (Baseline 1065) update

50GK43SB4LA000002	50GK43SB1LA000054	50GK43SB8LA000102	50GK43SB0LA000143
50GK43SB5LA000011	50GK43SB5LA000056	50GK43SBXLA000103	50GK43SB2LA000144
50GK43SB7LA000012	50GK43SB7LA000057	50GK43SB1LA000104	50GK43SB4LA000145
50GK43SB9LA000013	50GK43SB9LA000058	50GK43SB3LA000105	50GK43SB6LA000146
50GK43SB0LA000014	50GK43SB0LA000059	50GK43SB5LA000106	50GK43SB8LA000147
50GK43SB2LA000015	50GK43SB7LA000060	50GK43SB7LA000107	50GK43SBXLA000148
50GK43SB4LA000016	50GK43SB9LA000061	50GK43SB9LA000108	50GK43SB1LA000149
50GK43SB6LA000017	50GK43SB4LA000064	50GK43SB0LA000109	50GK43SB8LA000150
50GK43SB8LA000018	50GK43SB6LA000065	50GK43SB7LA000110	50GK43SB1LA000152
50GK43SBXLA000019	50GK43SB8LA000066	50GK43SB9LA000111	50GK43SB3LA000153
50GK43SB8LA000021	50GK43SBXLA000067	50GK43SB0LA000112	50GK43SB0LA000157
50GK43SBXLA000022	50GK43SB1LA000068	50GK43SB2LA000113	50GK43SB2LA000161
50GK43SB1LA000023	50GK43SB3LA000069	50GK43SB4LA000114	50GK43SB4LA000162
50GK43SB3LA000024	50GK43SBXLA000070	50GK43SB6LA000115	50GK43SB6LA000163
50GK43SB5LA000025	50GK43SB1LA000071	50GK43SB8LA000116	50GK43SB8LA000164
50GK43SB7LA000026	50GK43SB3LA000072	50GK43SBXLA000117	50GK43SBXLA000165
50GK43SB0LA000028	50GK43SB7LA000074	50GK43SB1LA000118	50GK43SB1LA000166
50GK43SB2LA000029	50GK43SB9LA000075	50GK43SBXLA000120	50GK43SB7LA000169
50GK43SB9LA000030	50GK43SB2LA000077	50GK43SB1LA000121	50GK43SB3LA000170
50GK43SB0LA000031	50GK43SB2LA000080	50GK43SB5LA000123	50GK43SB9LA000173
50GK43SB2LA000032	50GK43SB4LA000081	50GK43SB7LA000124	50GK43SB4LA000176
50GK43SB4LA000033	50GK43SB6LA000082	50GK43SB9LA000125	50G6E4SS7MA000002
50GK43SB6LA000034	50GK43SB8LA000083	50GK43SB0LA000126	50G6E4SS9MA000003
50GK43SBXLA000036	50GK43SBXLA000084	50GK43SB2LA000127	50G6E4SS0MA000004
50GK43SB3LA000038	50GK43SB1LA000085	50GK43SB4LA000128	50G6E4SS2MA000005
50GK43SB5LA000039	50GK43SB3LA000086	50GK43SB6LA000129	50G6E4SS4MA000006
50GK43SB1LA000040	50GK43SB5LA000087	50GK43SB2LA000130	50G6E4SS6MA000007
50GK43SB3LA000041	50GK43SB9LA000089	50GK43SB4LA000131	50G6E4SS8MA000008
50GK43SB5LA000042	50GK43SB5LA000090	50GK43SB6LA000132	50G6E4SSXMA000009
50GK43SB9LA000044	50GK43SB7LA000091	50GK43SB8LA000133	50G6E4SS6MA000010
50GK43SB0LA000045	50GK43SB9LA000092	50GK43SBXLA000134	50G6E4SS8MA000011
50GK43SB2LA000046	50GK43SB0LA000093	50GK43SB3LA000136	50G6E4SSXMA000012
50GK43SB6LA000048	50GK43SB6LA000096	50GK43SB5LA000137	50G6E4SS1MA000013
50GK43SB8LA000049	50GK43SB8LA000097	50GK43SB7LA000138	50G6E4SS3MA000014
50GK43SB4LA000050	50GK43SBXLA000098	50GK43SB9LA000139	50G6E4SS5MA000015
50GK43SB6LA000051	50GK43SB1LA000099	50GK43SB5LA000140	50G6E4SS7MA000016
50GK43SB8LA000052	50GK43SB4LA000100	50GK43SB7LA000141	50G6E4SS0MA000018
50GK43SBXLA000053	50GK43SB6LA000101	50GK43SB9LA000142	50G6E4SB2MA000019

50G6E4SB9MA000020	50GK43SB3MA000185	50G6E4SS0NA000098
50G6E4SB0MA000021	50GK43SB0MA000189	50G6E4SS2NA000099
50G6E4SS6MA000024	50GK43SB7MA000190	50G6E4SS7NA000101
50G6E4SS8MA000025	50GK43SB0MA000192	50G6E4SL8NA000102
50G6E4SSXMA000026	50GK43SB2MA000193	50G6E4SS0NA000103
50G6E4SS1MA000027	50GK43SB4MA000194	50G6E4SL1NA000104
50G6E4SS3MA000028	50GK43SB6MA000195	50G6E4SS4NA000105
50G6E4SS5MA000029	50GK43SB8MA000196	50G6E4SS6NA000106
50G6E4SS1MA000030	50GK43SB6MA000200	50G6E4SS8NA000107
50G6E4SS3MA000031	50GK43SB8MA000201	50G6E4SL9NA000108
50G6E4SS5MA000032	50GK43SBXMA000202	50G6E4SS1NA000305
50G6E4SS7MA000033	50G6E4SSXNA000061	
50G6E4SS9MA000034	50G6E4SS1NA000062	
50G6E4SLXMA000035	50G6E4SS3NA000063	
50G6E4SS2MA000036	50G6E4SS5NA000064	
50G6E4SS4MA000037	50G6E4SS7NA000065	
50G6E4SS6MA000038	50G6E4SS9NA000066	
50G6E4SS8MA000039	50G6E4SS0NA000067	
50G6E4SS4MA000040	50G6E4SS4NA000069	
50G6E4SS6MA000041	50G6E4SS2NA000071	
50G6E4SS8MA000042	50G6E4SS4NA000072	
50G6E4SSXMA000043	50G6E4SS6NA000073	
50G6E4SS1MA000044	50G6E4SL7NA000074	
50G6E4SS3MA000045	50G6E4SL4NA000078	
50G6E4SS9MA000048	50G6E4SL6NA000079	
50G6E4SLXMA000049	50G6E4SS3NA000080	
50G6E4SS7MA000050	50G6E4SL4NA000081	
50G6E4SS0MA000052	50G6E4SS7NA000082	
50G6E4SS2MA000053	50G6E4SL8NA000083	
50G6E4SS4MA000054	50G6E4SLXNA000084	
50G6E4SS6MA000055	50G6E4SS2NA000085	
50G6E4SS8MA000056	50G6E4SS8NA000088	
50G6E4SSXMA000057	50G6E4SSXNA000089	
50G6E4SS1MA000058	50G6E4SB6NA000090	
50G6E4SS3MA000059	50G6E4SS8NA000091	
50G6E4SSXMA000060	50G6E4SS3NA000094	
50GK43SB4MA000180	50G6E4SS5NA000095	
50GK43SB6MA000181	50G6E4SS7NA000096	
50GK43SB1MA000184	50G6E4SS9NA000097	

Type: Baseline Release

Year: 2023

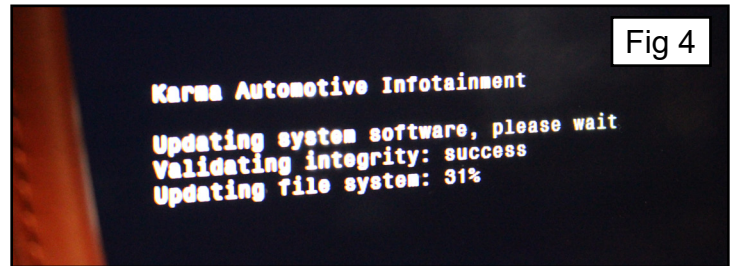
System: General Diagnosis

Region: All


Title: Baseline 1065/1066 Update

Applicability: MY20 Revero GT and GTS, and MY21-MY23 GS-6 vehicles

The Touch Panel screen will display the step it is involved in from downloading to install. The vehicle will reboot when complete, see below (Fig 4).



The reboot may take several minutes, even after placed in ready mode, wait until complete. if it does not reboot, turn off the vehicle and consult TSS and follow provided guidance.



Karma Automotive Bulletins and service documents are intended for use by experienced and trained Technicians. If you lack the skills, tools, equipment and a suitable workshop for any procedure described in this document, we suggest you leave such repairs to a Karma retailer and service provider. See your service provider for advice on whether your vehicle may benefit from the information contained within this document. The information contained in the Karma Bulletin is accurate at the date of publication. However, Karma Automotive regularly updates technical information. Please check with your Karma Automotive Retailer and Karma Automotive service provider that the bulletin you intend to use contains the latest available information.

Type: Baseline Release

Year: 2023

System: General Diagnosis

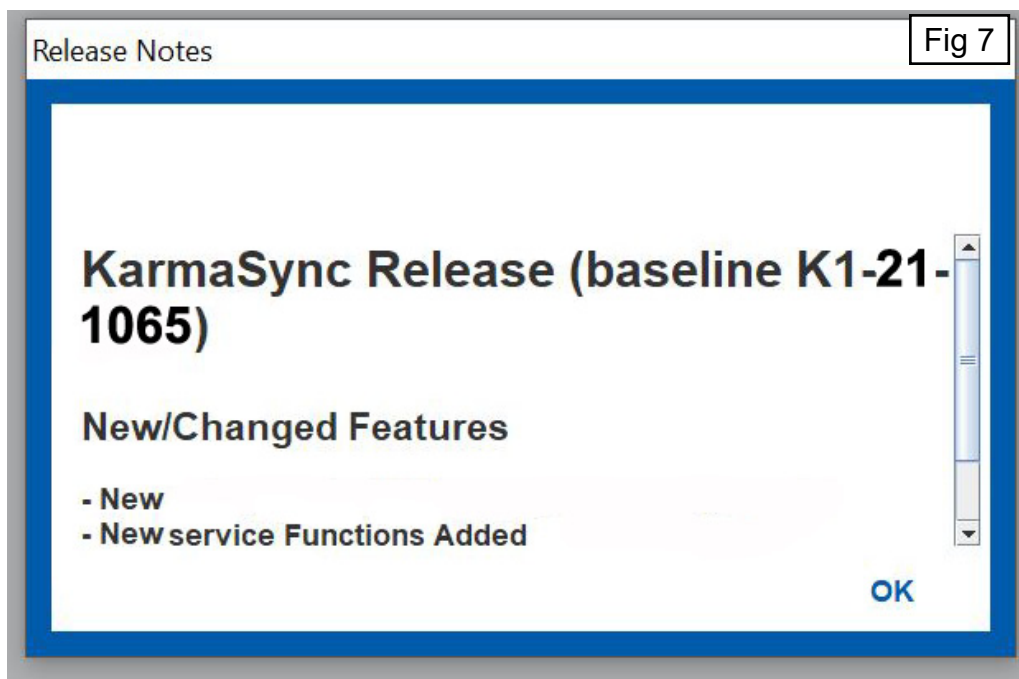
Region: All

Title: Baseline 1065/1066 Update

Applicability: MY20 Revero GT and GTS, and MY21-MY23 GS-6 vehicles

The Karma Sync should be updated to the latest deliverable, this message will be displayed when the initial session is launched (sample image in Fig 7), no action on Karma Sync is required other than clearing any Trouble codes present if necessary.

The update will include K1-21-1065, and K1-21-1066 (for GTS and GS-6s).



This step may require techline assistance if it does not complete, be sure to attempt the update first.

Karma Automotive Bulletins and service documents are intended for use by experienced and trained Technicians. If you lack the skills, tools, equipment and a suitable workshop for any procedure described in this document, we suggest you leave such repairs to a Karma retailer and service provider. See your service provider for advice on whether your vehicle may benefit from the information contained within this document. The information contained in the Karma Bulletin is accurate at the date of publication. However, Karma Automotive regularly updates technical information. Please check with your Karma Automotive Retailer and Karma Automotive service provider that the bulletin you intend to use contains the latest available information.

Type: Baseline Release

Year: 2023

System: General Diagnosis

Region: All

Title: Baseline 1065/1066 Update

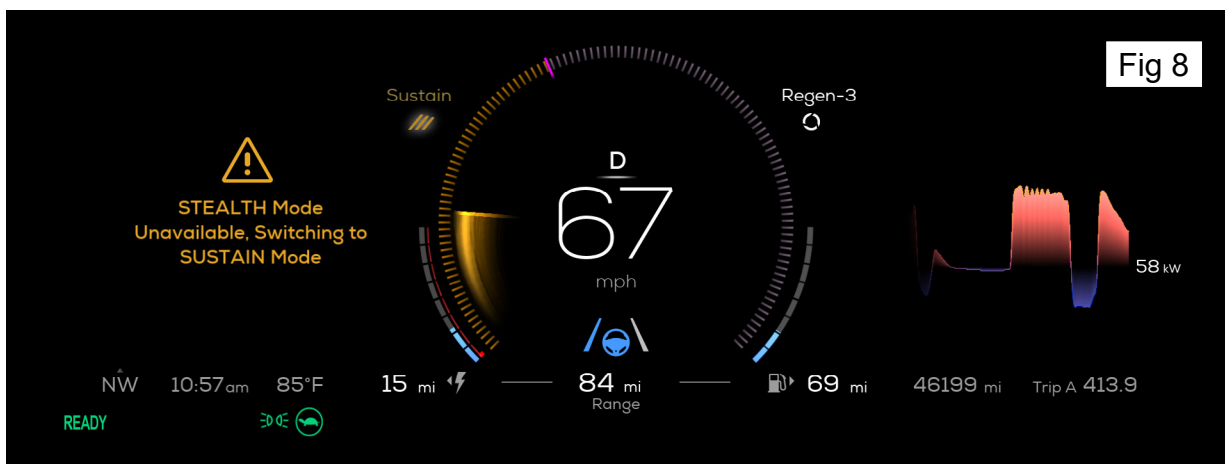
Applicability: MY20 Revero GT and GTS, and MY21-MY23 GS-6 vehicles

Release notes on new alert during a reduced battery buffer event.

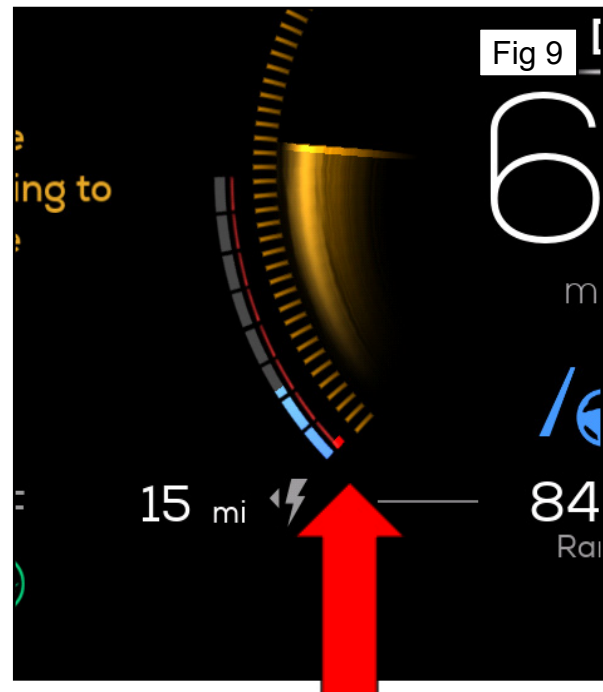
During high demand of energy from the vehicle, should the battery buffer be “degraded” it may be not possible to continue in Stealth or pure EV mode, until the conditions are met.

The vehicle may not allow Stealth mode to be engaged and will force Sustain mode (or Sport if chosen by the driver as of the new “Baseline 1065” release).

Also note the turtle telltale is illuminated! (Fig 8)



Here you can see the buffer in detail. The bar on the speedometer next to the HV battery charge level (Fig 9) you can see the available on demand, on the yellow sweep rising and the battery buffer being depleted, in red.



Karma Automotive Bulletins and service documents are intended for use by experienced and trained Technicians. If you lack the skills, tools, equipment and a suitable workshop for any procedure described in this document, we suggest you leave such repairs to a Karma retailer and service provider. See your service provider for advice on whether your vehicle may benefit from the information contained within this document. The information contained in the Karma Bulletin is accurate at the date of publication. However, Karma Automotive regularly updates technical information. Please check with your Karma Automotive Retailer and Karma Automotive service provider that the bulletin you intend to use contains the latest available information.

Type: Baseline Release

Year: 2023

System: General Diagnosis

Region: All

Title: Baseline 1065/1066 Update

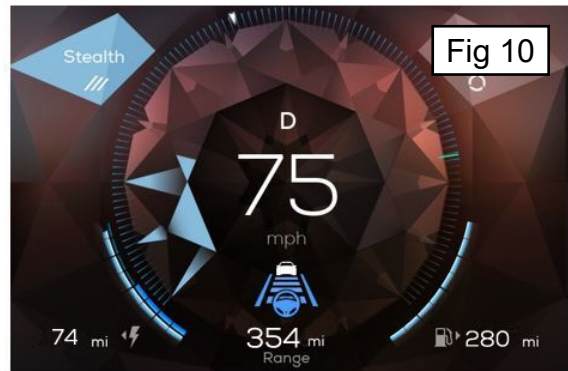
Applicability: MY20 Revero GT and GTS,
and MY21-MY23 GS-6 vehicles

On the diamond back ground DIS, the buffer is in the same location (Fig 10). The Battery Buffer can be seen next to the HV Battery Charge level, here in each image you can see the battery buffer go down to the level where the turtle icon will illuminate and the vehicle will force Sustain mode (engine on).

Battery Buffer Stages - FULL



50%



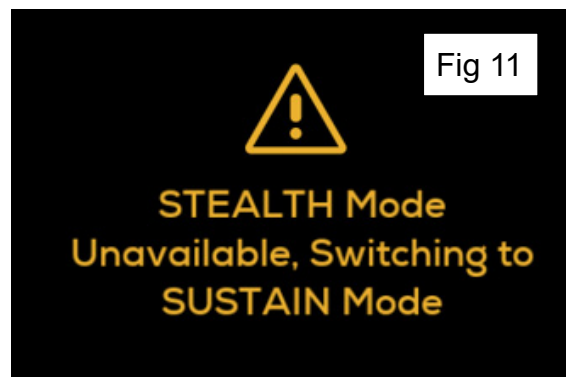

Decreasing



Depleted



This message (fig 11) will be seen briefly, the turtle should remain until the condition is improved.



Karma Automotive Bulletins and service documents are intended for use by experienced and trained Technicians. If you lack the skills, tools, equipment and a suitable workshop for any procedure described in this document, we suggest you leave such repairs to a Karma retailer and service provider. See your service provider for advice on whether your vehicle may benefit from the information contained within this document. The information contained in the Karma Bulletin is accurate at the date of publication. However, Karma Automotive regularly updates technical information. Please check with your Karma Automotive Retailer and Karma Automotive service provider that the bulletin you intend to use contains the latest available information.

Type: Baseline Release

Year: 2023

System: General Diagnosis

Region: All

Title: Baseline 1065/1066 Update**Applicability:** MY20 Revero GT and GTS,
and MY21-MY23 GS-6 vehicles

The turtle telltale will be illuminated when the battery performance will not meet the demand required by the driver. This may be due to several conditions, low state of charge, low battery performance buffer – when the demands of the battery are greater than the battery has energy can deliver, or a battery failure. Turtle mode refers to a feature in electric vehicles (EVs) it may place limits on the car's top speed and requested acceleration. This mode is intended to conserve energy and extend the car's range, especially when driving in urban areas or in stop-and-go traffic. Fortunately in the Karma EREVs the vehicle will command the engine on (either Sustain or Sport Mode). This is a “Limp Mode” which is used to prevent a loss of power delivery, until the conditions are improved and normal function can be resumed.

Type: Baseline Release

Year: 2023

System: General Diagnosis

Region: All

Title: Baseline 1065/1066 Update

Applicability: MY20 Revero GT and GTS,
and MY21-MY23 GS-6 vehicles

PARTS REQUIRED:

PART NUMBER	DESCRIPTION	QUANTITY
	N/A	

SHOP SUPPLIES if Required:

PART NUMBER	DESCRIPTION	QUANTITY
	N/A	

SPECIAL TOOLS:

DESCRIPTION
N/A

CAUSAL PART:

PART NUMBER	DESCRIPTION
C131181101106	Central Infotainment Unit

LABOR CODES:

CODE	DESCRIPTION	TIME	DEFECT CODE
00-99-20-65	Baseline GT and GS6 1065 Software Update	0.7	99-20-20-68

WARRANTY DISPOSITION: This repair is covered under the New Vehicle Limited Warranty, in effect for four (4) years/ 50K miles from the in-service date with no mileage limitation.

Karma Automotive Bulletins and service documents are intended for use by experienced and trained Technicians. If you lack the skills, tools, equipment and a suitable workshop for any procedure described in this document, we suggest you leave such repairs to a Karma retailer and service provider. See your service provider for advice on whether your vehicle may benefit from the information contained within this document. The information contained in the Karma Bulletin is accurate at the date of publication. However, Karma Automotive regularly updates technical information. Please check with your Karma Automotive Retailer and Karma Automotive service provider that the bulletin you intend to use contains the latest available information.