



SIB 64 03 22
NO HEATER OUTPUT IN PASSENGER AREA

2023-09-08

THIS REPAIR IS MOBILE FRIENDLY

This Service Information Bulletin (Revision 1) replaces SI 64 03 22 **dated March 2022**.

What's New:

- G05 PHEV model added
- Parts and Claim Information sections updated

MODEL


E-Series	Model Description	Production Date	Affected Option Code
G05	X5 PHEV Sports Activity Vehicle (SAV)	April 1, 2021 until June 30, 2023	XB1 PHEV models only
G30	530E PHEV Sedan	August 1, 2021 until September 1, 2021	

SITUATION

No heater output in passenger area.

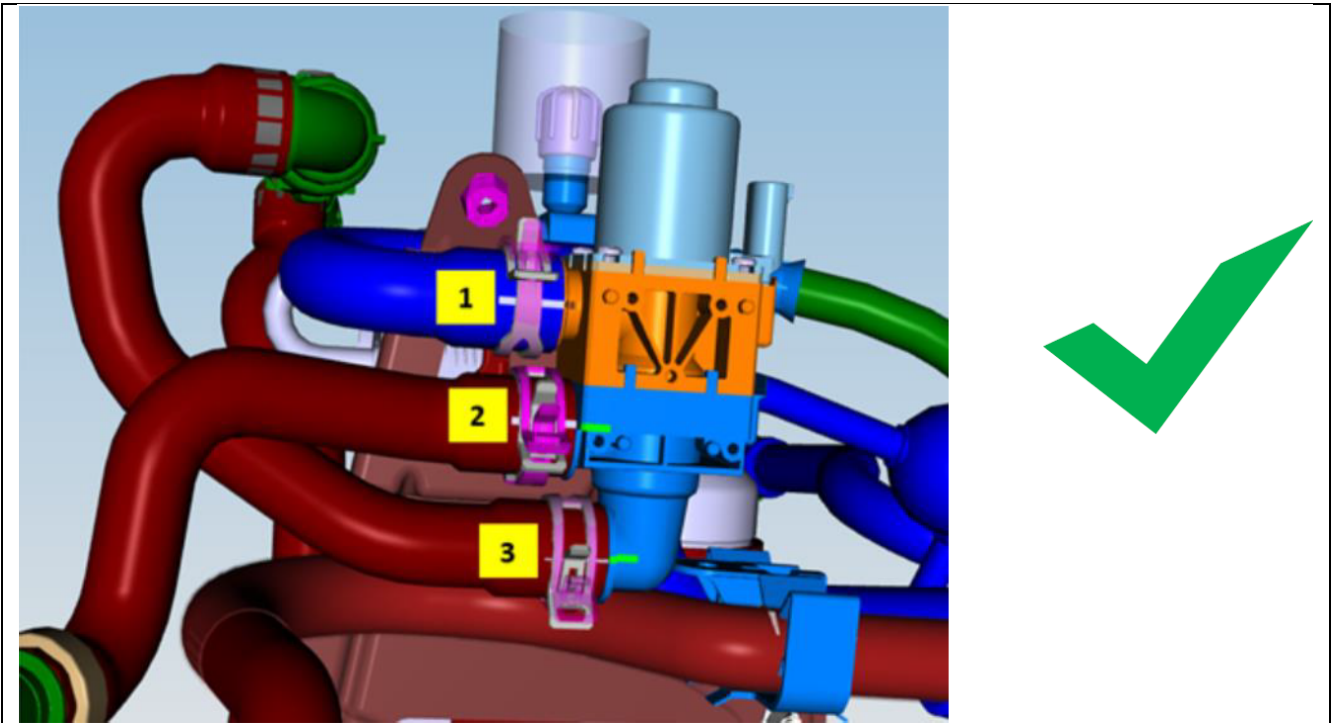
CAUSE

The hoses on the changeover valve are mounted in the wrong order.



CORRECTION

Check the hose connections to the changeover valve and correct if necessary. The correct hose routing is shown below.



PROCEDURE

Important Warning for Working on the High-Voltage (HV) systems on BMW Group vehicles:

Only properly trained personnel, who passed all applicable HV Technical Training Courses, should perform repairs which require disconnecting, or removal of High Voltage battery components on any Hybrid or Electric Vehicle. Work performed on High Voltage systems by unqualified persons may result in severe injury or damage to the vehicle. Additional safety information is found in Repair Instruction 61 00... "Observe safety instructions when handling electric vehicles".

Additional Information:

Scheduled Maintenance, or Quality Certification 1 (Pre-Delivery Inspection) on Electric or Hybrid vehicles does not require HV technical training.

Prior to disconnecting, or the removal of any HV component, the HV system needs to be disabled and secured (by means of the HV Disconnect Switch) by a properly trained technician, who has a minimum HV Qualification level after completing the Technical Training Course ST1824 (Alternative Drive Part 1). Once the vehicle's HV system is disabled (the "Blitz" - lightning bolt icon displayed in instrument cluster, see below), a technician without HV Certification may remove a HV component (e.g., EH Heater, EKK Compressor, EME Control Unit, et.), except for the High Voltage Battery.



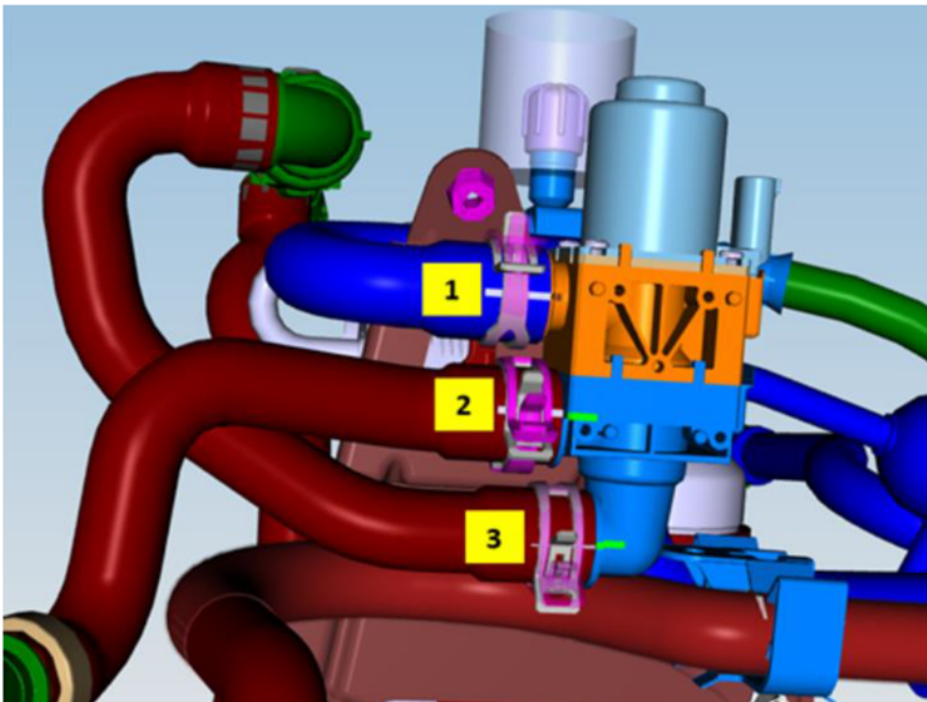
High Voltage Battery removal and rework can be performed ONLY by a HV Specialist Technician (certified by the Technical Training Course ST1825 – Alternative Drive Part 2), AND with a HV Battery Certification level corresponding to a specific Electric or Hybrid vehicle (e.g., to repair GEN4 battery

Copyright ©2023 BMW of North America, Inc.

When working near high-voltage components (labelled accordingly by signs and/or orange coating), disconnect the high-voltage system and protect it from damage.

To address this situation, proceed as follows.

1. Set the heating in the passenger area to the maximum temperature and check whether warm air is detected at the air vent.
2. If no warm air is coming out of the air vents, the vehicle's fault memory must be checked.
3. If no relevant fault memory entry has been saved, check the 3 hoses on the changeover valve (in the engine compartment) for correct installation.
 - The hoses on the changeover valve are numbered consecutively from top to bottom
 - Check whether the sequence 1 to 3 from top to bottom was maintained



4. If the sequence is incorrect, mount the corresponding hoses on the changeover valve in the correct order
 - Risk of scalding!
 - Disconnect hoses only when the engine and heating circuit have cooled down:
 - Refer to AIR 64... for safety warnings on working with the heating circuit
5. Reassess the vehicle.

PARTS INFORMATION

Parts are only required in those situations where it is determined that there is an issue with the corresponding system's components. In these cases, repair the vehicle as necessary to address the specific issue found.

To determine the part number that applies to the specific vehicle being repaired, enter the VIN/chassis number into either ETK or AIR, this will consider the specific equipment and/or options that are fitted to the vehicle.

Part Number	Description	Quantity
Copyright ©2023 BMW of North America, Inc.		

83 19 2 468 442	BMW Antifreeze/Coolant (1 gal) - HT-12 (concentrate)	Sublet as needed
Or:		
83 19 5 A32 851	HT-12 Antifreeze RTU (Bulk 1/10 Liter) (pre-mix)	Sublet as needed

CLAIM INFORMATION

Covered under the terms of the BMW New Vehicle Limited Warranty for Passenger Cars and Light Trucks.

Repair Code:	6412212900	Changeover valve (separation of electrical heating circuit and combustion engine) hybrid Sticking/jammed
---------------------	-------------------	------------------------------------------------------------------------------------------------------------------

Obtain the flat rate unit (FRU) allowances for the following that applies.

Labor Operation	Description	Labor Allowance
00 00 006	Carrying out vehicle test (Main work)	As applicable
Or:		
00 00 556	Carrying out vehicle test (Plus work)	As applicable
And:		
61 21 528	Supporting voltage of the vehicle electrical system / recharging vehicle battery	As applicable
And, as necessary:		
64 10 012*	Checking heating regulation for function	Work time (WT)
Or		
00 58 500*	Diagnosis Worktime Flat Rate (See below)	2 FRU
And:		
64 12 660	Removing and installing stationary heater with holder (Plus work) (Access to correct the hose order)	As applicable

If you are using a Main labor code for another repair, use the Plus code labor operation 00 00 556 instead of 00 00 006, or exclude (including 61 21 528) when the Vehicle Test is included in another repair.

Work time labor operation code 64 10 012 and 00 58 500 are not considered Main labor operations.

And, as needed:

Sublet – Bulk Materials (RO and Claim Comments Required)

Sublet Code 4	See the sublet reimbursement calculations below	Reimbursement for the repair-related bulk materials (Do not use the BMW part numbers for claim submission)
--------------------------------	-------------------------------------------------	------------------------------------------------------------------------------------------------------------

Sublet reimbursement calculation for claiming repair-related bulk materials (BMW part numbers) is at the dealer net price amount for the proportional quantities used plus your center's handling.

BMW Antifreeze/Coolant: Claim the corresponding sublet dollar amount for the quantity needed to replace what was drained. The one gallon concentrate part number quantity for a 50/50 coolant/water solution.

Enter this material cost in sublet and itemize the amount on the repair order and in claim comment section.

BMW Group's AIR Application Resource for Flat Rate Labor Operation Codes

Copyright ©2023 BMW of North America, Inc.

To obtain the corresponding flat rate unit (FRU) allowance information from the BMW Group AIR application resource, start by entering the Chassis Number, which consists of the VIN's last seven (7) characters or use the full VIN. Click on the "Search" button, and then enter the applicable flat rate labor operation in the FR code field.

*Based on which one applies to your center, please refer to **SI B01 01 20** or **B01 07 20** for the applicable procedure for documenting, claiming, and explaining, on the RO and in the claim comments, your diagnosis work time (WT), job/repair work time (WT), and the vehicle repairs your center performed, unless otherwise required by State law.

Other Repairs

If other eligible and covered work is performed because of performing the ISTA diagnostics, related test plans or other diagnosis, claim this work with the applicable Repair Code in AIR and the labor operation codes (including the diagnosis*) that applies.

FEEDBACK REGARDING THIS BULLETIN

Technical Feedback	To submit feedback for the technical topic of this bulletin: Submit your feedback in the rating box at the top of this bulletin
Warranty Feedback	To submit feedback for the CLAIMS section of this bulletin: Submit an IDS ticket to the Warranty Department, or use the chat available in the Warranty Documentation Portal
Parts Feedback	To submit feedback for the PARTS section of this bulletin: Submit an IDS ticket to the Parts Department

