

Porsche

Special Tools & Equipment

Porsche Tester IV Online Update 42.100.060 & .065

Technical Support

PIWIS2301ay USA Only

Attention: **General Manager/Service Manager/Service Technician**

Information: New Version 42.100.060 & .065

Porsche Tester IV Online Update



Designation: Porsche Tester IV Online Update 42.100.060 & .065

Part Number: N/A

Tool Number: N/A

Use Update of Porsche Tester IV

Classification: ★

Price: Free of charge, included in the annual usage fee for Porsche Tester licenses.

Important Notes

i Important!

This software is only intended for use on Porsche Tester IV.

i Note!

Regarding handling of the proprietary Porsche Tester IV software, we refer to Article 6 - "Transfer for use and assigned of rights of use" - of the Porsche PT4G Purchase and License Agreement, in particular the ban on duplicating the software or making it available to third parties.

Porsche

Special Tools & Equipment

Porsche Tester IV Online Update 42.100.060 & .065

Technical Support

PIWIS2301ay USA Only

Porsche Tester IV Online Update

Caution!

Download must not be interrupted!

Important!

> During the entire update process, the Porsche Tester IV must not be disconnected from the power supply!

Installation of the software update via Online Update

Important!

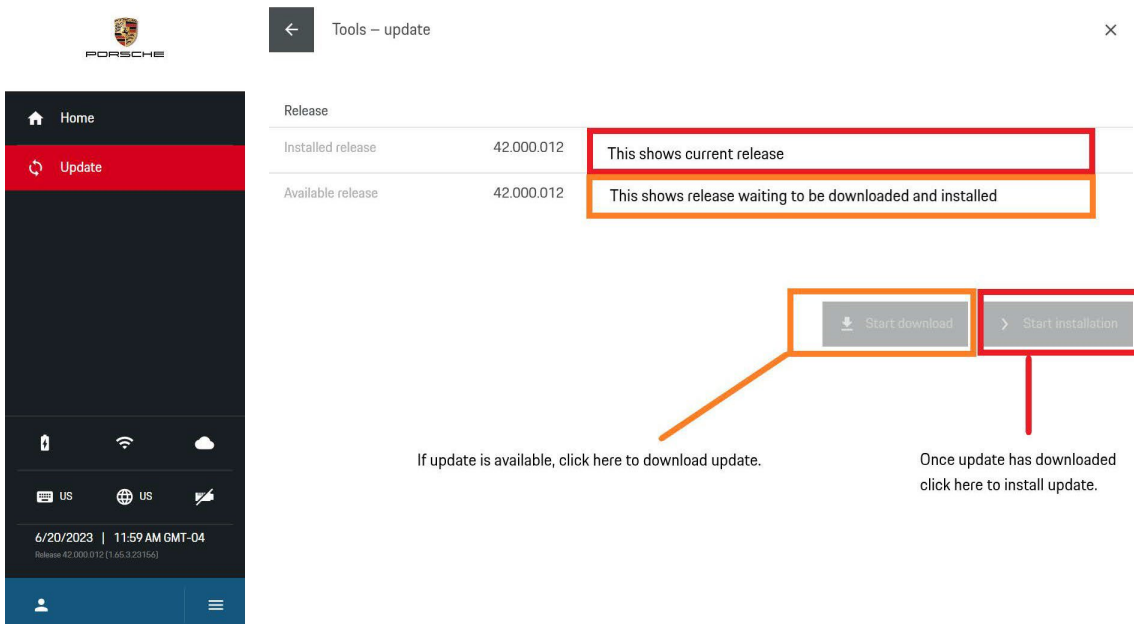
The download process must be started by user once an online connection is available.

Select "Update" in the "Tools" menu to view the current update availability status. If an update is shown, select "Start Download".

Installation of the releases must be started manually after the download has completed by pressing the "Start installation" button.

Prerequisite: PPN Porsche Tester License registration must have been carried out successfully.

1. Connect Porsche Tester IV to an external power supply and start it.
2. Start installation using menu item "Tools - Update" then select "Start Installation" on the Porsche Tester 4 user interface.
3. After successful installation, Porsche Tester IV will need to restart.
4. After the restart the update has now been completed.



The screenshot shows the 'Tools - update' screen. On the left is a navigation menu with 'Home' and 'Update' (highlighted in red). The main area displays a table of release information:

Release	
Installed release	42.000.012
Available release	42.000.012

Annotations in the image:

- A red box highlights the 'Installed release' row with the text: "This shows current release".
- An orange box highlights the 'Available release' row with the text: "This shows release waiting to be downloaded and installed".
- Below the table are two buttons: "Start download" (with a download icon) and "Start installation" (with a right arrow icon). Both are highlighted with red boxes.
- An orange arrow points from the "Start download" button to the text: "If update is available, click here to download update."
- A red arrow points from the "Start installation" button to the text: "Once update has downloaded click here to install update."

Porsche

Special Tools & Equipment

Porsche Tester IV Online Update 42.100.060 & .065

Technical Support

PIWIS2301ay USA Only

Porsche Tester IV Update Release History

Release	Date
42.000.012	06/20/2023
42.000.020 & .022	06/23/2023
42.000.025	06/26/2023
42.000.030 & .031	06/30/2023
42.000.035	07/04/2023
42.000.040	07/07/2023
42.000.048	07/12/2023
42.000.050 & .051	07/14/2023
42.100.000, .010 & .011	07/25/2023
42.100.020	07/28/2023
42.100.030 & .031	08/04/2023
42.100.035 & .036	08/08/2023
42.100.040 & .041	08/14/2023
42.100.050 & .051	08/18/2023
42.100.052	08/21/2023
42.100.060 & .065	08/28/2023

Further information:

- PT4G testers can only be updated from the current software level.
- PT4G testers cannot be backdated or targeted for a specific older software level.
- If a software restore is to be performed, the tester will install the most current software release available.
- When a new update is installed, only the objects that have been added/changed are installed to save time during the update process.

Online update, Fazit, PPN access and VAL data transfer

The "Online Update", "Fazit Access", "PPN Access" and "VAL Data Return" functions can only be run if the network settings and any proxy settings that are used were set correctly and if a valid PT4G device certificate was created successfully for the Porsche Tester 4 being used for access. The user must have PPN access and must be allocated to the device certificate.

Porsche

Special Tools & Equipment

Porsche Tester IV Online Update 42.100.060 & .065

Technical Support

PIWIS2301ay USA Only

General Information

Ordering

o Tool numbers beginning with **VAS, VAG**, and **"T"**



-> Porsche.snapon.com

o Tool numbers beginning with **9###, PNA, V04, 000.721, 918.721**, and **"P"**

-> Polaris / Porsche Dealer Parts Department

-> To locate the Polaris ordering number: PPN > PCSS > Information media > All media > WEST > Search tool number

Workshop Equipment Classification

- ★ Servicing and maintenance
- ★★ Replacement of units and assemblies
- ★★★ Disassembly of units and assemblies
- ★★★★ Tool rental
-  Body & Paint
-  High-voltage

All prices are subject to change without notice

Support

o Tool numbers beginning with **VAS, VAG**, and **"T"**

-> Contact SBS customer care at 1-855-895-2013 or
PorscheTEP@SnapOn.com.

o Tool numbers beginning with **9###, PNA, V04, 000.721, 918.721**, and **"P"**

-> Create a PRMS ticket: Technical Support > Special
Tools