

Subject: ABNORMAL NOISE WHEN OPERATING ELECTRIC STEERING TILT/TELESCOPIC FUNCTION	Bulletin No.: 06-003/23
	Last Issued : 07/11/2023

BULLETIN NOTES

APPLICABLE MODEL(S)/VINS

2024 CX-90 (with electric tilt/telescopic steering) with VINS lower than JM3KK*****107178 (produced before March 24, 2023)

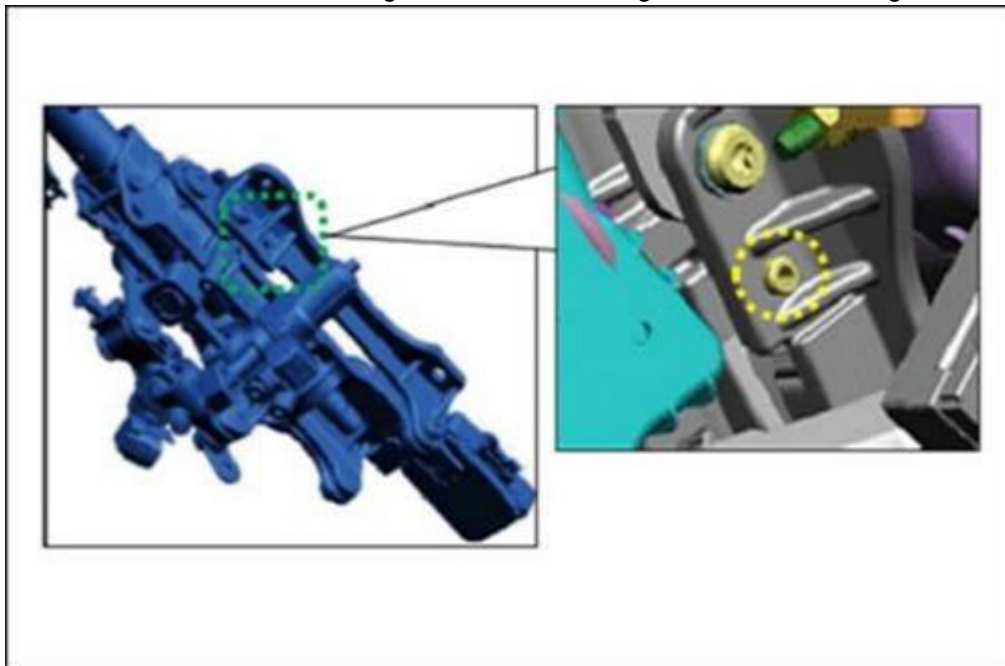
DESCRIPTION

Some vehicles may exhibit an abnormal noise (creaking noise) when operating the electric steering tilt/telescopic function. This is caused by adhesion and slippage occur repeatedly between the steering column and the set screw due to over tightening of a set screw in the steering tilt/telescopic mechanism. To eliminate this concern, the tightening amount (torque) of the set screw has been changed.

Customers having this concern should have their vehicle repaired using the following repair procedure.

REPAIR PROCEDURE

1. Verify the customer concern.
2. Loosen the set screw at the right side of the steering column tilt according to the following procedure.



CONSUMER NOTICE: The information and instructions in this bulletin are intended for use by skilled technicians. Mazda technicians utilize the proper tools/ equipment and take training to correctly and safely maintain Mazda vehicles. These instructions should not be performed by "do-it-yourselfers." Customers should not assume this bulletin applies to their vehicle or that their vehicle will develop the described concern. To determine if the information applies, customers should contact their nearest authorized Mazda dealership. Mazda North American Operations reserves the right to alter the specifications and contents of this bulletin without obligation or advance notice. All rights reserved. No part of this bulletin may be reproduced in any form or by any means, electronic or mechanical--including photocopying and recording and the use of any kind of information storage and retrieval system ---without permission in writing.

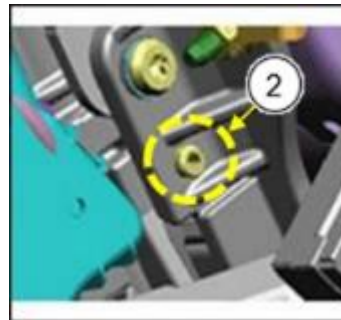

a. Remove the Driver Side Lower Panel and Lower Column Cover according to the instructions on MGSS (LOWER COLUMN COVER REMOVAL/INSTALLATION).

NOTE: There is a screw for the column cover fixed behind the steering wheel and this screw cannot be removed without removing the steering wheel. Therefore, pay close attention to centering the wheel during removal and installation.

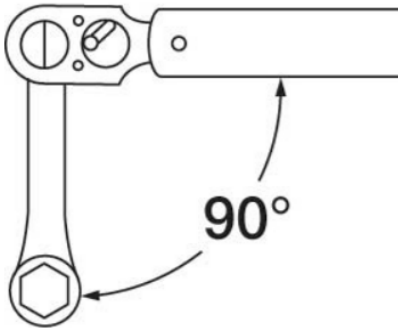
b. Remove the bolt (1) (2pcs.).



c. Move the wire harness cover (1) toward the yellow arrow, then loosen the set screw (2) 90 (+/- 10) degrees using a hexagonal wrench.



CONSUMER NOTICE: The information and instructions in this bulletin are intended for use by skilled technicians. Mazda technicians utilize the proper tools/ equipment and take training to correctly and safely maintain Mazda vehicles. These instructions should not be performed by "do-it-yourselfers." Customers should not assume this bulletin applies to their vehicle or that their vehicle will develop the described concern. To determine if the information applies, customers should contact their nearest authorized Mazda dealership. Mazda North American Operations reserves the right to alter the specifications and contents of this bulletin without obligation or advance notice. All rights reserved. No part of this bulletin may be reproduced in any form or by any means, electronic or mechanical---including photocopying and recording and the use of any kind of information storage and retrieval system ---without permission in writing.



DETAIL of A

- d. Return the wire harness cover to its original position and fix the bracket with the removed bolts.
- e. Install in the reverse order of removal.

3. Verify the repair.

NOTE: This is a one time repair only and not be redone.

PARTS INFORMATION

Parts Number	Description	Qty.	Notes
9YA01-1003A	BOLT	1	[R] For Steering Wheel

[R]: Replacement parts

WARRANTY INFORMATION

NOTE:

- This warranty information applies only to verified customer complaints on vehicles eligible for warranty repair.
- This repair will be covered under Mazda's New Vehicle Limited Warranty term.
- Additional diagnostic time cannot be claimed for this repair.
- **This is a one time repair only and not to be redone.**

Warranty Type	A
Symptom Code	82
Damage Code	92
Part Number Main Cause	KEME-32-100
Quantity	0
Related Part Number	9YA01-1003A
Quantity	1
Operation Number / Labor Hours:	XXWDTARX / 0.5 Hrs

CONSUMER NOTICE: The information and instructions in this bulletin are intended for use by skilled technicians. Mazda technicians utilize the proper tools/ equipment and take training to correctly and safely maintain Mazda vehicles. These instructions should not be performed by "do-it-yourselfers." Customers should not assume this bulletin applies to their vehicle or that their vehicle will develop the described concern. To determine if the information applies, customers should contact their nearest authorized Mazda dealership. Mazda North American Operations reserves the right to alter the specifications and contents of this bulletin without obligation or advance notice. All rights reserved. No part of this bulletin may be reproduced in any form or by any means, electronic or mechanical--including photocopying and recording and the use of any kind of information storage and retrieval system ---without permission in writing.

CONSUMER NOTICE: The information and instructions in this bulletin are intended for use by skilled technicians. Mazda technicians utilize the proper tools/ equipment and take training to correctly and safely maintain Mazda vehicles. These instructions should not be performed by "do-it-yourselfers." Customers should not assume this bulletin applies to their vehicle or that their vehicle will develop the described concern. To determine if the information applies, customers should contact their nearest authorized Mazda dealership. Mazda North American Operations reserves the right to alter the specifications and contents of this bulletin without obligation or advance notice. All rights reserved. No part of this bulletin may be reproduced in any form or by any means, electronic or mechanical---including photocopying and recording and the use of any kind of information storage and retrieval system ---without permission in writing.