





Countries: CANADA, UNITED STATES Document ID: IK0700121
Availability: ISIS, FleetISIS, Body Builder, NotSIR Revision: 0
Major System: EXHAUST Created: 4/13/2023
Current Language: English Last Modified: 6/23/2023
Other Languages: NONE Author: Jeff Polich
Viewed: 47

[Less Info](#)

Hide Details

Coding Information

Copy Link 	Copy Relative Link 	Bookmark  View My Bookmarks	Add to Favorites 	Print 	Provide Feedback 	Helpful  1	Not Helpful  0
--	---	--	---	--	---	---	---

Title: CV Manual Regen Message Displayed on Drivers Information Center for Emergency Vehicles
Applies To: CV Emergency Vehicles

CHANGE LOG

Please refer to the change log text box below for recent changes to this article:


06/22/2023 - Initial Article Release

DESCRIPTION

Emergency vehicle operators may notice new messages on the Drivers Information Center (DIC), that are related to manual regeneration operation.

Customer Observations or Concerns:

Vehicles with a Diesel Particulate Filter, DPF, require periodic regenerations. Due to the usage requirements of some fleet vehicles and emergency vehicles, it may be difficult for the vehicle to perform an automatic regeneration. The use of the Manual Regeneration function when prompted or on a regular basis will reduce the chance of a vehicle having regeneration issues. Navistar allows the operator of emergency vehicles to perform periodic regens regardless of soot loading.

 WARNING:	
<p>During DPF self-cleaning or during extended idling in P (Park), the exhaust system and exhaust gases are very hot. Things that burn could touch hot exhaust parts under the vehicle and ignite. You or others could be burned. Do not park, or idle for an extended period of time, near or over papers, leaves, dry grass, or other things that can burn. Keep the exhaust area clear of material that could ignite or burn.</p>	

 CAUTION:	
<p>Extended idle should be avoided because the DPF system is not capable of self-cleaning at idle. During extended idle operation, monitor the instrument cluster telltale lights and</p>	

Driver Information Center for messages and take appropriate indicated action. Continued idling with the warning light/message on could cause irreversible damage to the DPF requiring repair and possible replacement that might not be covered by the vehicle warranty.

CAUTION:

Before starting the manual regeneration, make sure all the following safety conditions are met:


- The vehicle is parked on level ground, away from any flammable materials.
- The vehicle is parked outdoors, away from any walls or buildings.
- The vehicle is at least 3 m (10 ft) from any obstructions or materials that may combust or melt.
- The shift lever is in P (Park).
- The fuel tank is at least one-eighth full.
- All fluids are at the proper level.
- No diagnostic trouble codes have been set, and the malfunction indicator lamp is not on.
- The engine coolant temperature is above 71 °C (160 °F).

NOTE:

Message will be displayed in the Driver Information Center (Cluster) without any active or pending fault codes in the engine ECM.

Messages on the Drivers Display Center:

Example of Premium Cluster Messages:



Requirements for Performing a Manual Regeneration:

Before starting the manual regeneration, make sure all the following

Refer to the operator's manual (4328504R6) page 202 for instructions to perform a manual regen page.

NOTE:

Follow all warning and cautions printed in the owner's manual.

OTHER RESOURCES

[Master Service Information Site](#)

 Hide Details

Feedback Information

Viewed: 46

Helpful: 1

Not Helpful: 0

No Feedback Found