

Subject:

MYMAZDA APP REMOTE CLIMATE ON/OFF AND START/STOP CHARGE FUNCTIONS

Service Alert No.: SA-038/23

Last Issued : 06/15/2023

BULLETIN NOTES

APPLICABLE MODEL(S)/VINS

2024 CX-90 (KK) PHEV (inline 4)
2022 MX-30 (DR)


DESCRIPTION

Some customers may complain that the MyMazda App Remote Engine Start function fails. MX-30 and PHEV vehicles do not have a Remote Engine Start function; instead, they are equipped with the following remote functions:

- Start / Stop Charge
- Climate On / Off

Except MX-30 and PHEV models

- Gasoline powered vehicles, the remote engine start (A) function is mainly used to control cabin temperatures before entering the vehicle. A running gasoline engine **is** needed for climate operation.




CONSUMER NOTICE: The information and instructions in this bulletin are intended for use by skilled technicians. Mazda technicians utilize the proper tools/ equipment and take training to correctly and safely maintain Mazda vehicles. These instructions should not be performed by "do-it-yourselfers." Customers should not assume this bulletin applies to their vehicle or that their vehicle will develop the described concern. To determine if the information applies, customers should contact their nearest authorized Mazda dealership. Mazda North American Operations reserves the right to alter the specifications and contents of this bulletin without obligation or advance notice. All rights reserved. No part of this bulletin may be reproduced in any form or by any means, electronic or mechanical---including photocopying and recording and the use of any kind of information storage and retrieval system ---without permission in writing.

MX-30 and PHEV

- These vehicles use the High Voltage Battery instead of a gasoline engine for climate operation. A running gasoline engine **is not** needed for climate operation.

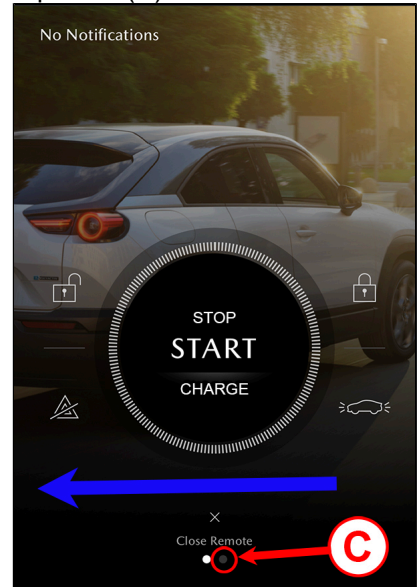
Start / Stop Charge (B)



This function allows the user to bypass a charging schedule.
NOTE: A charger must be connected for this function to operate.


Climate On / Off

1. Swipe Left (C)

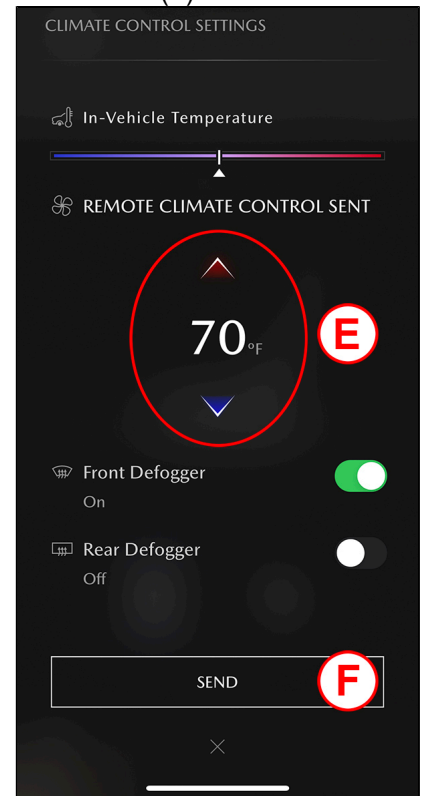


2. Select Climate ON (D)

CONSUMER NOTICE: The information and instructions in this bulletin are intended for use by skilled technicians. Mazda technicians utilize the proper tools/ equipment and take training to correctly and safely maintain Mazda vehicles. These instructions should not be performed by "do-it-yourselfers." Customers should not assume this bulletin applies to their vehicle or that their vehicle will develop the described concern. To determine if the information applies, customers should contact their nearest authorized Mazda dealership. Mazda North American Operations reserves the right to alter the specifications and contents of this bulletin without obligation or advance notice. All rights reserved. No part of this bulletin may be reproduced in any form or by any means, electronic or mechanical--including photocopying and recording and the use of any kind of information storage and retrieval system ---without permission in writing.



- 3. Set the desired temperature (E).
- 4. Select SEND (F)



CONSUMER NOTICE: The information and instructions in this bulletin are intended for use by skilled technicians. Mazda technicians utilize the proper tools/ equipment and take training to correctly and safely maintain Mazda vehicles. These instructions should not be performed by "do-it-yourselfers." Customers should not assume this bulletin applies to their vehicle or that their vehicle will develop the described concern. To determine if the information applies, customers should contact their nearest authorized Mazda dealership. Mazda North American Operations reserves the right to alter the specifications and contents of this bulletin without obligation or advance notice. All rights reserved. No part of this bulletin may be reproduced in any form or by any means, electronic or mechanical---including photocopying and recording and the use of any kind of information storage and retrieval system ---without permission in writing.

CONSUMER NOTICE: The information and instructions in this bulletin are intended for use by skilled technicians. Mazda technicians utilize the proper tools/ equipment and take training to correctly and safely maintain Mazda vehicles. These instructions should not be performed by "do-it-yourselfers." Customers should not assume this bulletin applies to their vehicle or that their vehicle will develop the described concern. To determine if the information applies, customers should contact their nearest authorized Mazda dealership. Mazda North American Operations reserves the right to alter the specifications and contents of this bulletin without obligation or advance notice. All rights reserved. No part of this bulletin may be reproduced in any form or by any means, electronic or mechanical---including photocopying and recording and the use of any kind of information storage and retrieval system ---without permission in writing.