

**SIB 84 03 23**

2023-05-26

**SERVICE ACTION: PROGRAMMING CONTROL UNITS AND PROVIDING DIGITAL KEY CARD**This Service Information Bulletin (Revision 1) replaces SI B84 03 23 **dated May 2023**.**What's New** (Specific text highlighted):

- Procedure section revised
- Parts section revised

Please perform the procedure outlined in this Service Information on all affected vehicles before customer delivery. In the event the customer has already taken delivery of the vehicle, please perform the procedure the next time the vehicle is in the shop.

<input checked="" type="checkbox"/>	THIS REPAIR IS MOBILE FRIENDLY (provided that the new key card was ordered and received at your center)
-------------------------------------	---

**MODEL**

F91 (M8 Convertible)	F92 (M8 Coupe)	F93 (M8 Gran Coupe)	G14 (8 Series Convertible)
G15 (8 Series Coupe)	G16 (8 Series Gran Coupe)	G29 (Z4 Roadster)	G42 (2 Series Coupe)
G87 (M2 Coupe)			

**AFFECTED VEHICLES**

Vehicles which require this campaign to be completed will show it as “Open” when checked either in AIR, AWP, Campaign Summary or Warranty Vehicle Inquiry.

Please make sure you check your dealer inventory as soon as possible. You can see a list of affected vehicles in Inventory Campaign Details (ICD) under ROSS.

**SITUATION**

BMW AG has issued a Delivery Stop (effective February 9, 2023) on certain Model Year 2022 – 2023 BMW vehicles that were produced between June 29, 2022 and February 16, 2023. This was originally called “Wireless Charging Tray”.

Software in potentially affected vehicles may not recognize the removal of the digital key (Key Card or mobile phone) from the wireless charging tray, and thereby not meeting a federal requirement.

On February 17 2023, the Delivery Stop was upgraded to a Non-Compliance Recall (see SI B84 01 23). SI B84 01 23 outlined a procedure for vehicles at that time which were-

- a) in BMW center inventory
- b) already delivered to customers

This new SI B84 03 23 addresses vehicles which were in BMW center inventory or at the Vehicle Distribution Center (VDC) at that time.

- Those vehicles had the Key Card removed and were able to be retailed to the customer
- Such vehicles now need to return to the center to receive a new Key Card and updated programming
- Please note that vehicles which were already in customer hands will be addressed by an update to SI B84 01 23

**CAUSE**

Copyright ©2023 BMW of North America, Inc.

Unfavorable software causes the vehicle to not detect when the digital key (mobile phone/BMW Key Card) is removed from the wireless charging station (WCA). It is still possible to operate the window regulators, sunroof and convertible top for a certain period of time until the vehicle is locked, despite the digital key being removed from the WCA.

## **CORRECTION**

Order a replacement Digital Key Card for the vehicle and program the complete vehicle with ISTA 4.41.1x (release date of May 2, 2023).

The updated programming will enable the Key Card to be functional and meet the federal requirement.

## **PROCEDURE**

First, program the vehicle to I-level S18A-23-03-550 or higher using ISTA 4.41.1x or later

- Connect the battery charger to the vehicle
- Connect the programming system to the vehicle (ISTA 4)
- Determine measures plan
- Accept and fully work through the measures plan with the control units to be programmed/encoded and enabled
- Follow the rework list
- **Depending on the rework list, carry out a vehicle test and delete the fault memory if needed**




After the programming has been fully completed, check the functionality of the system.

Note: ISTA will automatically reprogram and code all programmable control modules that do not have the latest software.

**Always connect a BMW-approved battery charger/power supply (SIB 04 23 10).**

For information on programming and coding with ISTA, refer to Dealer Universal Portal / TIS / Technical Documentation / Diagnostics and Programming / Programming Documentation.

Next, order a replacement Digital Key Card and verify correct operation.

<b>Model</b>	All except M, without ZSP Sport Package	All except M, with ZSP Sport Package*	All M Models
<b>Characteristics</b>	Without SA 337 M Sport Package	With SA 337 M Sport Package*	F91, F93, G80, G82, G83
<b>Front of Digital Key</b>			
<b>Part Number</b>	61 35 7 927 727 Or 61 35 5 A59 7F9	61 35 7 927 728 Or 61 35 5 A59 800	61 35 7 927 729 Or 61 35 5 A59 807

\*A different card might be provided by the Parts Coding Station at the RDC based on the VIN's options.

Example below: Wireless Charging Tray with either the BMW Key Card or a telephone with the Digital Key activated.



## **PARTS INFORMATION**

Obtain and confirm the part numbers for your specific vehicle by entering the chassis number in either ETK or AIR which considers specific equipment and/or options.

**All key cards are considered PMP parts and should be ordered via DCS as any other coded part. Please note that each VIN is only allowed one working key card at a time.**

<b>Part Number</b>	<b>Description</b>	<b>Quantity</b>
61 35 7 927 727 Or 61 35 5 A59 7F9	Key Card, basic with "BMW"	1
61 35 7 927 728 Or 61 35 5 A59 800	Key Card MSP White, M Sport option ZSP (SA 337)	1
61 35 7 927 729 Or 61 35 5 A59 807	Key Card (M Version), M logo for M models	1

## **CLAIM INFORMATION**

During this workshop visit, the affected vehicle may also show one or more programming and encoding Technical Campaign repairs open, the programming and encoding procedure may only be invoiced one time.

Copyright ©2023 BMW of North America, Inc.

Select one of these open Technical Campaigns to perform and submit for updating the vehicle to the required I-level or higher.

Please be sure to also perform any additional before and/or after work (including attaching labels) as required by the open campaigns on the vehicle. Close any other open programming and encoding Campaign repairs as outlined in the corresponding Service Information Bulletin.

As determined by the above, reimbursement for this Service Action will be via normal claim entry utilizing the work package information below and the part number above that applies.

<b>Defect Code:</b>	<b>0084230200</b>	<b>F9x G08 G1x G29 G42 G87 Program control units and include Digital Key (wireless charging tray)</b>
---------------------	-------------------	---

**Completion before the first vehicle delivery to a customer or the vehicle is already in the workshop**

Work Pkg	Labor Operation	Description (Plus work)	Labor Allowance
# 1	00 74 578	Placing Digital Key Card in vehicle and programming and encoding the vehicle control units, includes Carrying out vehicle test <b>(00 00 556/61 21 528)</b>	8 FRU
Or:			
# 2	00 74 579	Placing Digital Key Card in vehicle and programming and encoding the vehicle control units was performed in conjunction with <b>another campaign/repair prior to or during this workshop visit</b> (vehicle is already at the specified Target integration level or higher, no repair is necessary)	1 FRU

Or:

**The vehicle arrives at your center and this Service Action shows open (No other Main work will be performed or claimed during this workshop visit)**

Work Pkg	Labor Operation	Description (Main work)	Labor Allowance
# 3	00 74 032	Placing Digital Key Card in vehicle and programming and encoding the vehicle control units, includes Carrying out vehicle test <b>(00 00 006/61 21 528)</b>	10 FRU
Or:			
# 4	00 74 033	Placing Digital Key Card in vehicle and programming and encoding the vehicle control units was performed in conjunction with <b>another campaign/repair prior to this workshop visit</b> (vehicle is already at the specified Target integration level or higher, no repair is necessary)	1 FRU

Only one of the flat rate labor operation codes listed above can be used for claim submission/reimbursement purposes. Also, only one Main work flat rate labor operation code can be claimed per workshop visit.

### Claim Repair Comments

Only reference the SIB number and the work package (Pkg) number performed in the RO technician notes and the claim comments (For example: B84 03 23 WP 1), unless otherwise required by State law.

**Programming and Encoding - Vehicle Control Units (RO and Claim Comments Required)**  
Copyright ©2023 BMW of North America, Inc.

This procedure automatically reprograms and encodes any vehicle control modules that do not have the latest software I-level.

If one or more control modules fail during the reprogramming procedure, claim the required consequential repair work procedures to address this issue (including performing the IRAP Control Unit Recovery first as required, refer to the SIB in AIR) under the Defect Code in this bulletin with the labor operations in AIR that apply.

Please explain the additional work procedures that were performed (The why and the what) on the repair order and in the claim comments.

For covered repairs that address control module failures that occurred prior to performing this reprogramming procedure, claim this work with the Defect Code and labor operations (including the diagnosis that applies\*) in AIR that apply.

\*Based on which one applies to your center, please refer to **SI B01 01 20** or **B01 07 20** for the applicable procedure for documenting, claiming, and explaining, on the RO and in the claim comments, your diagnosis work time (WT), job/repair work time (WT), and the vehicle repairs your center performed, unless otherwise required by State law.

## FEEDBACK REGARDING THIS BULLETIN

Technical Feedback	To submit feedback for the technical topic of this bulletin: Submit your feedback in the rating box at the top of this bulletin
Warranty Feedback	To submit feedback for the CLAIMS section of this bulletin: Submit an IDS ticket to the Warranty Department, or use the chat available in the Warranty Documentation Portal
Parts Feedback	To submit feedback for the PARTS section of this bulletin: Submit an IDS ticket to the Parts Department

