

Type: Baseline Release

Year: 2023

System: General Diagnosis

Sequence: 01

Region: All

Title: Baseline 1060/1061 Update**Applicability:** MY20 Revero GT and GTS,
and MY21-MY23 GS-6 vehicles**PRIORITY:** Vehicles on list (page 2)**PURPOSE:**

This bulletin will outline the process of what to expect and what to perform.
Baseline 1060 and BL1061 for GTS and GS-6s vehicles or collectively ("BL1060").

In order to bring the Revero GT and Revero GTS, and the GS-6 vehicles into the best performance Karma Automotive has released a Baseline update for these vehicles, BL1060.

This is a complete firmware over-the-air update (FOTA) Karma Sync intervention is not required.

All Vehicles must be brought to Baseline 1050 prior to updating to BL1060

Procedure Overview:

1. Create a TSS case for the VIN presented for this operation, requesting the over-the-air prompt be enabled.
2. Measure and verify the 12-volt battery is at 12.6v minimum as a requirement.
3. This is a complete firmware over-the-air update (FOTA) Karma Sync intervention is not required. If Karma Sync is believe to be required, contact TSS for guidance regarding the concern.
4. Once the vehicle has been power cycled the prompt will appear and accept this to begin the download and subsequent update.

Updates:

In this baseline update, improvements and bug fixes have been introduced into the following modules.

- 1) CIU/DIS: bug fixes and improvements to software and stability under specific events.
- 2) HCU improvements to low SOC function.
- 3) KarPilot introduction, described below.
- 4) Sustain mode automatically engages at a specified lower state of charge of the HV battery
- 5) Regen engagement out adaptive cruise control is default

All other ECUs are carried over from BL1050

⚠ NOTICE! ⚠

The vehicle should have the High Voltage battery charged. The State of Charge is 42% or more (verified in Karma Sync), when placed in Ready Mode, the vehicle generator may turn on at any time during the flash process. It is mandatory the displayed range is twenty-five (25) miles of EV range or greater before beginning the flash procedure.

Karma Automotive Bulletins and service documents are intended for use by experienced and trained Technicians. If you lack the skills, tools, equipment and a suitable workshop for any procedure described in this document, we suggest you leave such repairs to a Karma retailer and service provider. See your service provider for advice on whether your vehicle may benefit from the information contained within this document. The information contained in the Karma Bulletin is accurate at the date of publication. However, Karma Automotive regularly updates technical information. Please check with your Karma Automotive Retailer and Karma Automotive service provider that the bulletin you intend to use contains the latest available information.

Title: Baseline 1060/1061 Update

Applicability: MY20 Revero GT and GTS, and MY21-MY23 GS-6 vehicles

Open a TSS case as normal follow provided instructions.

Verify current installed version of software in the TPI.

Settings >Vehicle > About

If it reads 21.32.40.1 or 21.32.40.3 (for GTS and GS-6s) do not proceed, this vehicle is updated to BL1060 or 1061 Verify with TSS how to go forward

The chart below should guide you to view the Baseline level of the vehicle.

Settings >Vehicle > About	Displayed Version
BL 1060 or (BL1061)	21.32.40.2 (as above)

STEP 1

Check for any open bulletins which require completion

STEP 2

Read this BL1060 bulletin



STEP 3

Create TSS case,
Now Over-the-air Update can be sent to vehicle



STEP 4

Follow Instructions
provided by TSS

⚠ NOTICE! ⚠

STEPS MUST BE PERFORMED IN THIS ORDER TO AVOID SOFTWARE INSTALLATION ISSUES

Karma Automotive Bulletins and service documents are intended for use by experienced and trained Technicians. If you lack the skills, tools, equipment and a suitable workshop for any procedure described in this document, we suggest you leave such repairs to a Karma retailer and service provider. See your service provider for advice on whether your vehicle may benefit from the information contained within this document. The information contained in the Karma Bulletin is accurate at the date of publication. However, Karma Automotive regularly updates technical information. Please check with your Karma Automotive Retailer and Karma Automotive service provider that the bulletin you intend to use contains the latest available information.

Type: Baseline Release

Year: 2023

System: General Diagnosis

Sequence: 01

Region: All

Title: Baseline 1060/1061 Update

Applicability: MY20 Revero GT and GTS, and MY21-MY23 GS-6 vehicles

REQUIREMENT: There is a component of this Baseline release which will be performed Over-the-Air. This will require creating a technical services support (TSS) case as soon as the vehicle arrives at the dealer. Please schedule this baseline install and begin the action early in the workday to allow sufficient time to contact and activate this over the air update through the TSS group.

⚠️ NOTICE! ⚠️

*The vehicle should have the High Voltage battery charged. The **State of Charge is 42% or more (verified in Karma Sync)**, when placed in Ready Mode, the vehicle generator may turn on at any time during the flash process. **It is mandatory the displayed range is twenty-five (25) miles of EV range or greater before beginning the flash procedure.** Ensure the 12v battery needs to be at 12.6v minimum as measured.*

Keep the hood closed when doing a Baseline update for all Revero GT or GTS, and GS-6 (Fig 1). Do not have a charger on the vehicle, unless prompted during the update.



Ensure the electric range is at 25 miles or higher in the displayed range gauge (Fig 2).

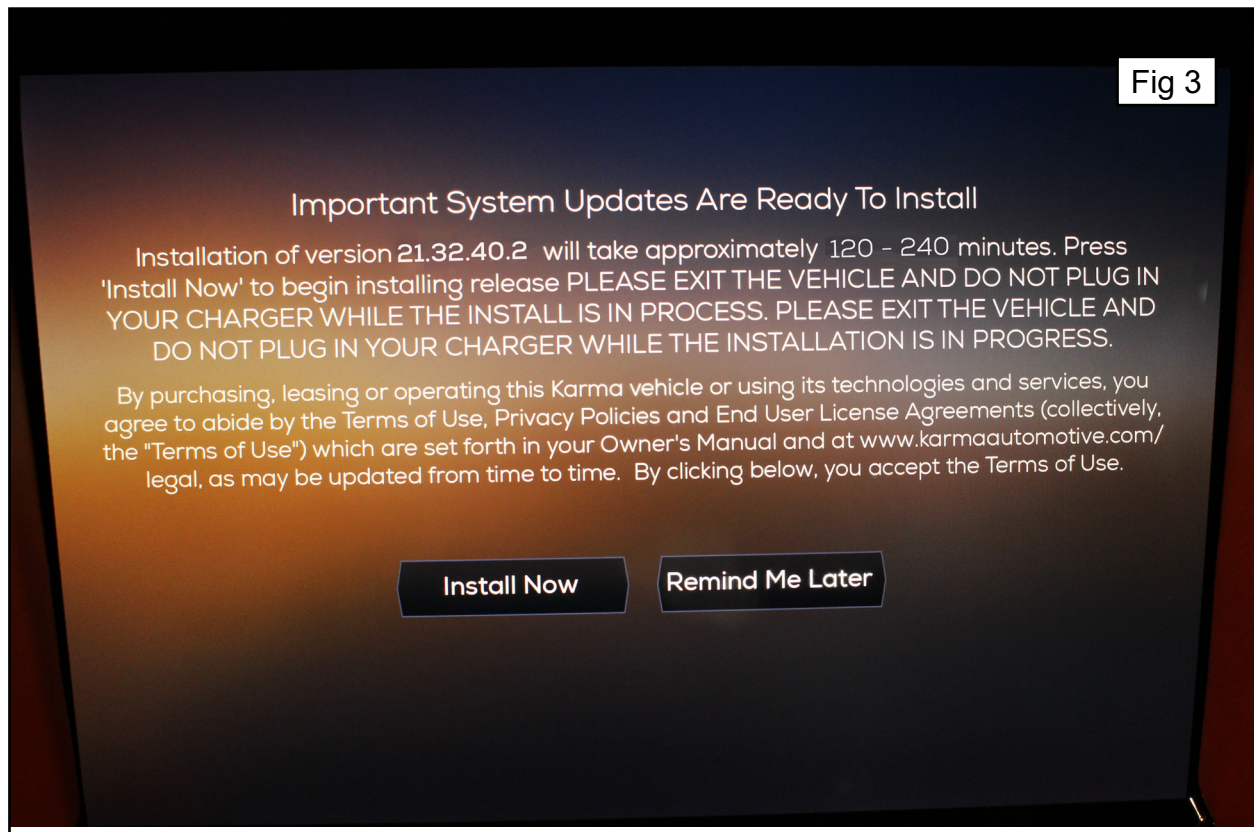


Karma Automotive Bulletins and service documents are intended for use by experienced and trained Technicians. If you lack the skills, tools, equipment and a suitable workshop for any procedure described in this document, we suggest you leave such repairs to a Karma retailer and service provider. See your service provider for advice on whether your vehicle may benefit from the information contained within this document. The information contained in the Karma Bulletin is accurate at the date of publication. However, Karma Automotive regularly updates technical information. Please check with your Karma Automotive Retailer and Karma Automotive service provider that the bulletin you intend to use contains the latest available information.

ALL vehicles below are not updated to BL1050 and will need to complete that update prior to this (Baseline 1060) update.

50GK43SB9LA000030	50GK43SB2LA000130
50GK43SB1LA000037	50G6E4SB9MA000020
50GK43SB1LA000040	50G6E4SSXMA000043
50GK43SB7LA000043	50G6E4SS5MA000046
50GK43SB0LA000076	50G6E4SL8MA000051
50GK43SB6LA000079	50G6E4SL4NA000081
50GK43SB2LA000094	
50GK43SB7LA000124	

Accept the prompt to perform the OTA, install, do not allow the vehicle to “sleep”. Leave a door open, this is a easy way to prevent this (Fig. 3).



Karma Automotive Bulletins and service documents are intended for use by experienced and trained Technicians. If you lack the skills, tools, equipment and a suitable workshop for any procedure described in this document, we suggest you leave such repairs to a Karma retailer and service provider. See your service provider for advice on whether your vehicle may benefit from the information contained within this document. The information contained in the Karma Bulletin is accurate at the date of publication. However, Karma Automotive regularly updates technical information. Please check with your Karma Automotive Retailer and Karma Automotive service provider that the bulletin you intend to use contains the latest available information.

Only the affected vehicles below are subject to this (Baseline 1060) update

50GK43SB4LA000002	50GK43SB9LA000061	50GK43SBXLA000103	50GK43SB2LA000144
50GK43SB3LA000010	50GK43SB0LA000062	50GK43SB1LA000104	50GK43SB4LA000145
50GK43SB6LA000017	50GK43SB2LA000063	50GK43SB3LA000105	50GK43SB6LA000146
50GK43SB8LA000018	50GK43SB6LA000065	50GK43SB5LA000106	50GK43SB8LA000147
50GK43SB8LA000021	50GK43SB8LA000066	50GK43SB7LA000107	50GK43SBXLA000148
50GK43SB1LA000023	50GK43SBXLA000067	50GK43SB9LA000108	50GK43SB1LA000149
50GK43SB3LA000024	50GK43SB1LA000068	50GK43SB0LA000109	50GK43SB8LA000150
50GK43SB5LA000025	50GK43SB3LA000069	50GK43SB7LA000110	50GK43SBXLA000151
50GK43SB7LA000026	50GK43SBXLA000070	50GK43SB9LA000111	50GK43SB1LA000152
50GK43SB9LA000027	50GK43SB1LA000071	50GK43SB0LA000112	50GK43SB3LA000153
50GK43SB0LA000028	50GK43SB3LA000072	50GK43SB2LA000113	50GK43SB5LA000154
50GK43SB2LA000029	50GK43SB5LA000073	50GK43SB4LA000114	50GK43SB7LA000155
50GK43SB0LA000031	50GK43SB7LA000074	50GK43SB6LA000115	50GK43SB0LA000157
50GK43SB2LA000032	50GK43SB9LA000075	50GK43SB8LA000116	50GK43SB2LA000161
50GK43SB4LA000033	50GK43SB2LA000077	50GK43SBXLA000117	50GK43SB4LA000162
50GK43SB6LA000034	50GK43SB4LA000078	50GK43SB1LA000118	50GK43SB6LA000163
50GK43SB8LA000035	50GK43SB2LA000080	50GK43SBXLA000120	50GK43SB8LA000164
50GK43SBXLA000036	50GK43SB4LA000081	50GK43SB1LA000121	50GK43SBXLA000165
50GK43SB1LA000037	50GK43SB6LA000082	50GK43SB3LA000122	50GK43SB7LA000169
50GK43SB3LA000038	50GK43SB8LA000083	50GK43SB5LA000123	50GK43SB3LA000170
50GK43SB5LA000039	50GK43SBXLA000084	50GK43SB9LA000125	50GK43SB9LA000173
50GK43SB3LA000041	50GK43SB1LA000085	50GK43SB0LA000126	50GK43SB4LA000176
50GK43SB5LA000042	50GK43SB3LA000086	50GK43SB2LA000127	50G6E4SB2MA000019
50GK43SB0LA000045	50GK43SB5LA000087	50GK43SB4LA000128	50G6E4SB0MA000021
50GK43SB2LA000046	50GK43SB7LA000088	50GK43SB6LA000129	50G6E4SL1MA000022
50GK43SB4LA000047	50GK43SB9LA000089	50GK43SB4LA000131	50G6E4SS8MA000025
50GK43SB6LA000048	50GK43SB5LA000090	50GK43SB6LA000132	50G6E4SSXMA000026
50GK43SB8LA000049	50GK43SB7LA000091	50GK43SB8LA000133	50G6E4SS1MA000027
50GK43SB4LA000050	50GK43SB9LA000092	50GK43SBXLA000134	50G6E4SS3MA000028
50GK43SB6LA000051	50GK43SB0LA000093	50GK43SB1LA000135	50G6E4SS5MA000029
50GK43SB8LA000052	50GK43SB4LA000095	50GK43SB3LA000136	50G6E4SS1MA000030
50GK43SBXLA000053	50GK43SB6LA000096	50GK43SB5LA000137	50G6E4SS3MA000031
50GK43SB1LA000054	50GK43SB8LA000097	50GK43SB7LA000138	50G6E4SS5MA000032
50GK43SB5LA000056	50GK43SBXLA000098	50GK43SB9LA000139	50G6E4SS7MA000033
50GK43SB7LA000057	50GK43SB1LA000099	50GK43SB5LA000140	50G6E4SS9MA000034
50GK43SB9LA000058	50GK43SB4LA000100	50GK43SB7LA000141	50G6E4SLXMA000035
50GK43SB0LA000059	50GK43SB6LA000101	50GK43SB9LA000142	50G6E4SS2MA000036
50GK43SB7LA000060	50GK43SB8LA000102	50GK43SB0LA000143	50G6E4SS4MA000037

50G6E4SS6MA000038	50G6E4SSXNA000061	50G6E4SL8NA000102
50G6E4SS8MA000039	50G6E4SS1NA000062	50G6E4SS0NA000103
50G6E4SS4MA000040	50G6E4SS3NA000063	50G6E4SS4NA000105
50G6E4SS6MA000041	50G6E4SS5NA000064	50G6E4SS6NA000106
50G6E4SS8MA000042	50G6E4SS7NA000065	50G6E4SS8NA000107
50G6E4SS1MA000044	50G6E4SS9NA000066	50G6E4SL9NA000108
50G6E4SS3MA000045	50G6E4SS0NA000067	
50G6E4SS7MA000047	50G6E4SS2NA000068	
50G6E4SS9MA000048	50G6E4SS4NA000069	
50G6E4SLXMA000049	50G6E4SS0NA000070	
50G6E4SS7MA000050	50G6E4SS2NA000071	
50G6E4SS0MA000052	50G6E4SS4NA000072	
50G6E4SS2MA000053	50G6E4SS6NA000073	
50G6E4SS4MA000054	50G6E4SL7NA000074	
50G6E4SS6MA000055	50G6E4SS3NA000077	
50G6E4SS8MA000056	50G6E4SL4NA000078	
50G6E4SSXMA000057	50G6E4SL6NA000079	
50G6E4SS1MA000058	50G6E4SS3NA000080	
50G6E4SS3MA000059	50G6E4SS7NA000082	
50G6E4SSXMA000060	50G6E4SL8NA000083	
50GK43SB4MA000180	50G6E4SLXNA000084	
50GK43SB6MA000181	50G6E4SS2NA000085	
50GK43SBXMA000183	50G6E4SS4NA000086	
50GK43SB1MA000184	50G6E4SB6NA000087	
50GK43SB3MA000185	50G6E4SS8NA000088	
50GK43SB5MA000186	50G6E4SSXNA000089	
50GK43SB7MA000187	50G6E4SB6NA000090	
50GK43SB9MA000188	50G6E4SS8NA000091	
50GK43SB0MA000189	50G6E4SSXNA000092	
50GK43SB7MA000190	50G6E4SS1NA000093	
50GK43SB9MA000191	50G6E4SS3NA000094	
50GK43SB0MA000192	50G6E4SS5NA000095	
50GK43SB2MA000193	50G6E4SS7NA000096	
50GK43SB4MA000194	50G6E4SS9NA000097	
50GK43SB6MA000195	50G6E4SS0NA000098	
50GK43SB6MA000200	50G6E4SS2NA000099	
50GK43SB8MA000201	50G6E4SL4NA000100	
50GK43SBXMA000202	50G6E4SS7NA000101	

Type: Baseline Release

Year: 2023

System: General Diagnosis

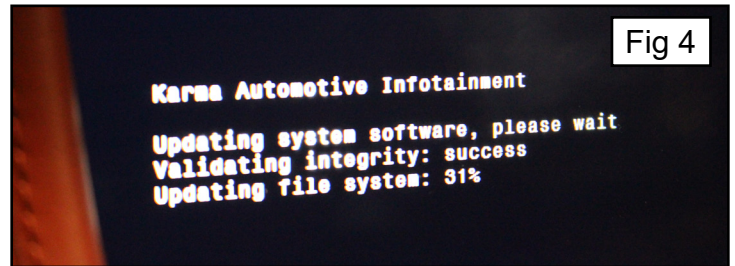
Sequence: 01

Region: All

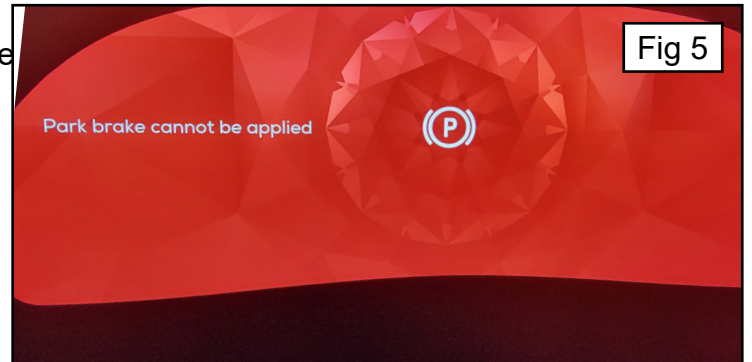
Title: Baseline 1060/1061 Update

Applicability: MY20 Revero GT and GTS,
and MY21-MY23 GS-6 vehicles


The Touch Panel screen will display the step it is involved in from downloading to install. The vehicle will reboot when complete, see below (Fig 4).



If the vehicle provides this prompt the parking brake does not be engaged, this is normal allow the vehicle to proceed undisturbed (Fig 5).



The reboot may take several minutes, even after placed in ready mode, wait until complete. if it does not reboot, turn off the vehicle and consult TSS and follow provided guidance.



Karma Automotive Bulletins and service documents are intended for use by experienced and trained Technicians. If you lack the skills, tools, equipment and a suitable workshop for any procedure described in this document, we suggest you leave such repairs to a Karma retailer and service provider. See your service provider for advice on whether your vehicle may benefit from the information contained within this document. The information contained in the Karma Bulletin is accurate at the date of publication. However, Karma Automotive regularly updates technical information. Please check with your Karma Automotive Retailer and Karma Automotive service provider that the bulletin you intend to use contains the latest available information.

Type: Baseline Release

Year: 2023

System: General Diagnosis

Sequence: 01

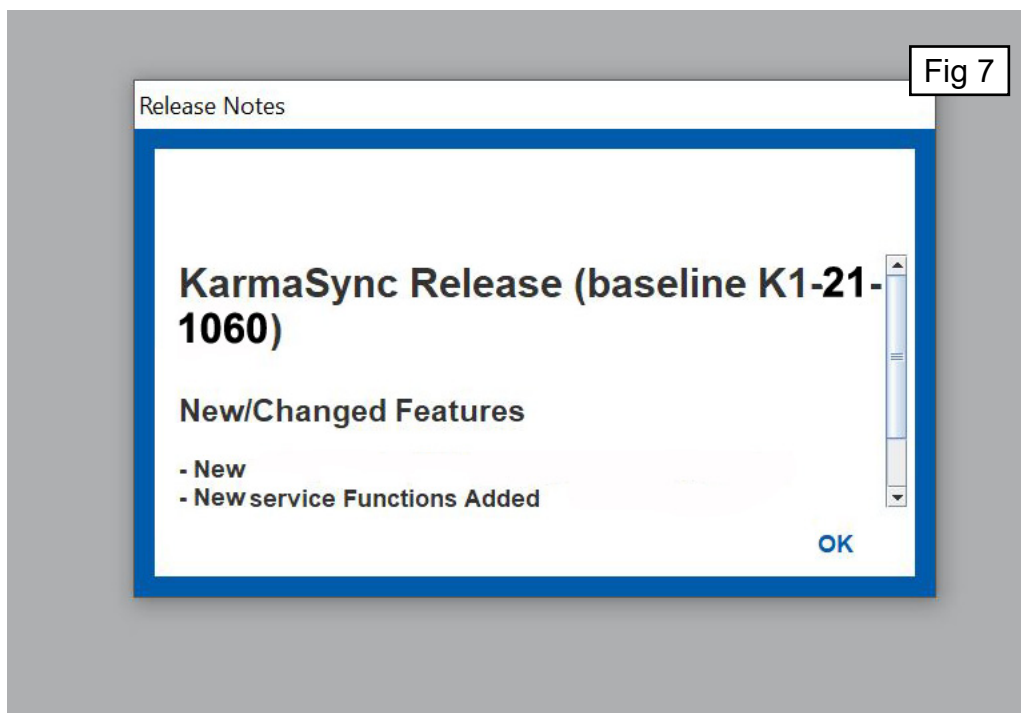
Region: All

Title: Baseline 1060/1061 Update

Applicability: MY20 Revero GT and GTS,
and MY21-MY23 GS-6 vehicles

The Karma Sync should be updated to the latest deliverable, this message will be displayed when the initial session is launched (sample image in Fig 7), no action on Karma Sync is required other than clearing any Trouble codes present if necessary.

The update will include K1-21-1060, and K1-21-1061 (for GTS and GS-6s).



Karma Automotive Bulletins and service documents are intended for use by experienced and trained Technicians. If you lack the skills, tools, equipment and a suitable workshop for any procedure described in this document, we suggest you leave such repairs to a Karma retailer and service provider. See your service provider for advice on whether your vehicle may benefit from the information contained within this document. The information contained in the Karma Bulletin is accurate at the date of publication. However, Karma Automotive regularly updates technical information. Please check with your Karma Automotive Retailer and Karma Automotive service provider that the bulletin you intend to use contains the latest available information.

Title: Baseline 1060/1061 Update


Applicability: MY20 Revero GT and GTS, and MY21-MY23 GS-6 vehicles

Release notes on **KarPilot Assist®** (“KarPilot”)

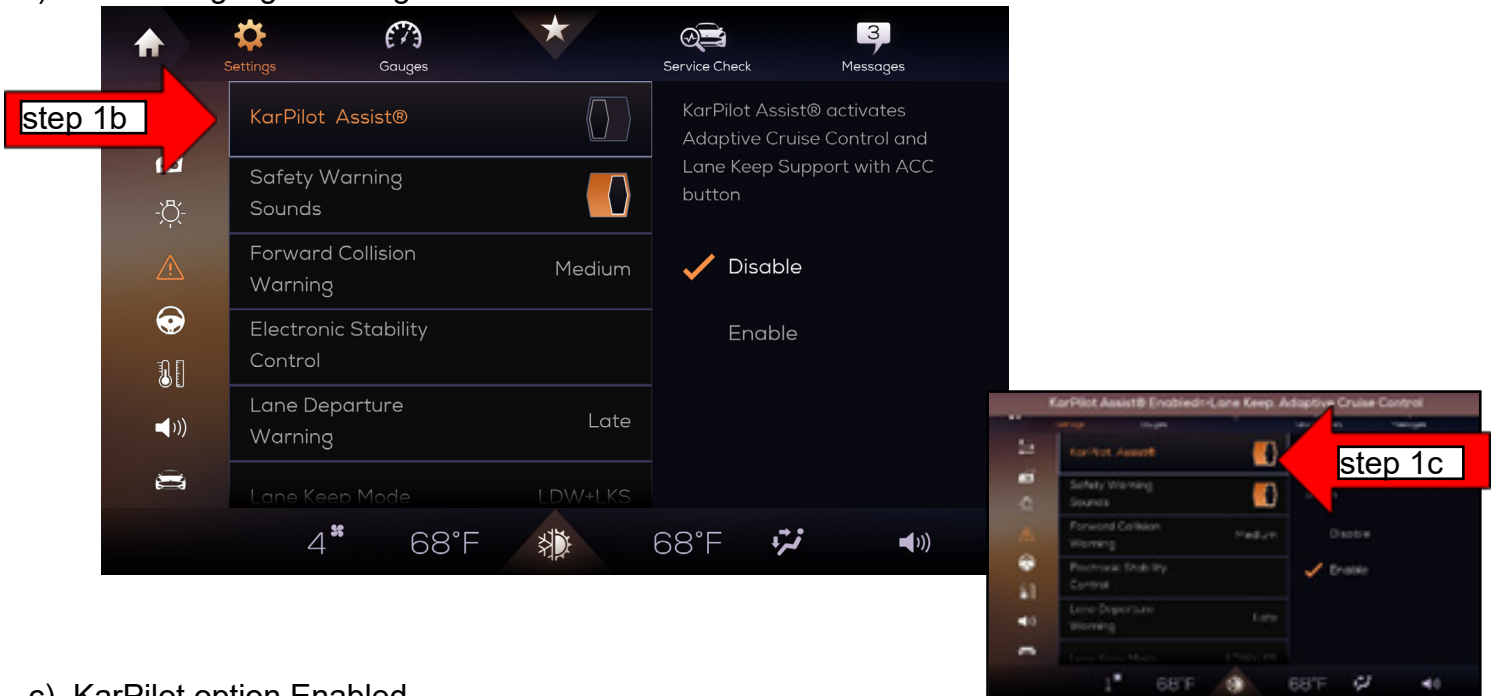
1. KarPilot is a one button activation of some ADAS features (Lane Keep Support, and Adaptive Cruise Control).

2. To change the KarPilot Assist option, the vehicle must be in PARK gear and not in motion. The configuration will be retained on for each Key Cycle.

a) Menu Navigation to KarPilot Assist



b) Select & highlights orange to enable KarPilot Assist



c) KarPilot option Enabled

Lane Keep Support (“LKS”) is enabled together with Adaptive Cruise Control (“ACC”), this will be visible on the gauge panel



Karma Automotive Bulletins and service documents are intended for use by experienced and trained Technicians. If you lack the skills, tools, equipment and a suitable workshop for any procedure described in this document, we suggest you leave such repairs to a Karma retailer and service provider. See your service provider for advice on whether your vehicle may benefit from the information contained within this document. The information contained in the Karma Bulletin is accurate at the date of publication. However, Karma Automotive regularly updates technical information. Please check with your Karma Automotive Retailer and Karma Automotive service provider that the bulletin you intend to use contains the latest available information.

Type: Baseline Release

Year: 2023

System: General Diagnosis

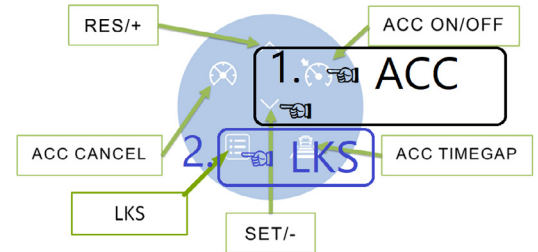
Sequence: 01

Region: All

Title: Baseline 1060/1061 Update

Applicability: MY20 Revero GT and GTS, and MY21-MY23 GS-6 vehicles

note: steering wheel controls



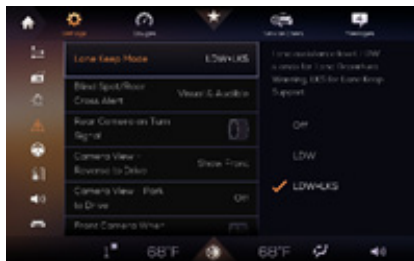
d) Additional Information:

KarPilot Assist settings items can only be changed while the vehicle is in PARK

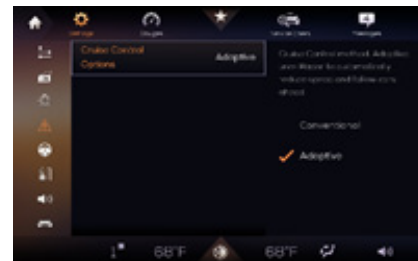
3) When the KarPilot Assist option is enabled the system will insure that the following 2 menu selections are applied:

- a) Lane Keep Support (“LKS”) NOTE: The LKS speed criteria does not change.
- b) Adaptive Cruise Control (“ACC”) are enabled.

Lane Keep Mode will be set to LDW+LKS



Cruise Control Option will be set to Adaptive



KarPilot Assist Disabled

- a) With KarPilot Assist Disabled (refer to image in step 1b above):
- b) While driving, the driver can Activate ACC separately and Activate LKS separately, each with it's own designated switch. (refer to Driver Assistance Chapter of the GSe-6 Owner’s Manual).

Karma Automotive Bulletins and service documents are intended for use by experienced and trained Technicians. If you lack the skills, tools, equipment and a suitable workshop for any procedure described in this document, we suggest you leave such repairs to a Karma retailer and service provider. See your service provider for advice on whether your vehicle may benefit from the information contained within this document. The information contained in the Karma Bulletin is accurate at the date of publication. However, Karma Automotive regularly updates technical information. Please check with your Karma Automotive Retailer and Karma Automotive service provider that the bulletin you intend to use contains the latest available information.

Type: Baseline Release

Year: 2023

System: General Diagnosis

Sequence: 01

Region: All

Title: Baseline 1060/1061 Update

Applicability: MY20 Revero GT and GTS,
and MY21-MY23 GS-6 vehicles

- 5) KarPilot Assist Enabled
 - a) With KarPilot Enabled (refer to image in step 1c above):
 - b) When the driver Activates ACC and Engages SET speed, LKS will be also be activated when lanes are visible and speed criteria is met.
 - a) ACC Active and Lane Centering active:
 - i. ACC engaged and LKS visibility and speed criteria met



- b) ACC Engaged but Lane Centering not active:
 - i. ACC engaged and LKS speed criteria not met




- ii. ACC engaged and LKS lane visibility criteria not met



Karma Automotive Bulletins and service documents are intended for use by experienced and trained Technicians. If you lack the skills, tools, equipment and a suitable workshop for any procedure described in this document, we suggest you leave such repairs to a Karma retailer and service provider. See your service provider for advice on whether your vehicle may benefit from the information contained within this document. The information contained in the Karma Bulletin is accurate at the date of publication. However, Karma Automotive regularly updates technical information. Please check with your Karma Automotive Retailer and Karma Automotive service provider that the bulletin you intend to use contains the latest available information.

Title: Baseline 1060/1061 Update**Applicability:** MY20 Revero GT and GTS,
and MY21-MY23 GS-6 vehicles

- 6) For added convenience even when KarPilot is Enabled, LKS can still be Engaged independently via the LKS steering wheel switch. LKS speed and visibility criteria remaining; refer to the owners manual for more LKS information and limitations.
- a) ie 1. LKS can be engaged or disengaged via the LKS switch, pictured above without ACC engaged
- b) ie 2. LKS can be disengaged and reengaged via the LKS switch pictured above after being enabled together with ACC engaged.



- 7) The following warnings shall be considered When KarPilot is Enabled. The limitations and risks of ACC and LKS remain the same as described in the respective content of the Revero GT and GTS, GS-6 Owner's Manual.
- i) LKS will disengage when vehicle goes below 45mph whether ACC is engaged or not and LKS will reengage when vehicle goes above 45mph. ie ACC in Stop-n-Go traffic.
- ii) If both ACC and LKS enabled together with KarPilot, then when driver cancels ACC either via ACC Cancel Button or by using the Brake Pedal, LKS will also be disabled.
- iii) If both ACC and LKS are enabled together with KarPilot, and ACC cancel conditions are met i.e. seat belt unbuckled, door open, shift to neutral, or other vehicle condition not being met, then LKS will also cancel.

Ensure the vehicle operator is aware of the system limitation as described in the ADAS section of the Owner's Manual.

Type: Baseline Release

Year: 2023

System: General Diagnosis

Sequence: 01

Region: All

Title: Baseline 1060/1061 Update

Applicability: MY20 Revero GT and GTS,
and MY21-MY23 GS-6 vehicles

PARTS REQUIRED:

PART NUMBER	DESCRIPTION	QUANTITY
	N/A	

SHOP SUPPLIES if Required:

PART NUMBER	DESCRIPTION	QUANTITY
	N/A	

SPECIAL TOOLS:

DESCRIPTION
N/A

CAUSAL PART:

PART NUMBER	DESCRIPTION
C131181101106	Central Infotainment Unit

LABOR CODES:

CODE	DESCRIPTION	TIME	DEFECT CODE
00-99-20-60	Baseline GT and GS6 1060 Software Update	0.7	99-20-20-68

WARRANTY DISPOSITION: This repair is covered under the New Vehicle Limited Warranty, in effect for four (4) years from the in-service date with no mileage limitation.

Karma Automotive Bulletins and service documents are intended for use by experienced and trained Technicians. If you lack the skills, tools, equipment and a suitable workshop for any procedure described in this document, we suggest you leave such repairs to a Karma retailer and service provider. See your service provider for advice on whether your vehicle may benefit from the information contained within this document. The information contained in the Karma Bulletin is accurate at the date of publication. However, Karma Automotive regularly updates technical information. Please check with your Karma Automotive Retailer and Karma Automotive service provider that the bulletin you intend to use contains the latest available information.