



SERVICE BULLETIN

Release Date: May 04, 2023

Expiration Date: May 04, 2024

SLI

Communication #: T-23-02

Model Year(s): 2023

— Confidential and Proprietary —

VERSION: R01 (May 04, 2023)

IMPORTANT STOP SALE NOTICE!
Stop selling affected vehicles immediately.

IMPORTANT

If you are working with a printed copy, please verify you have the most current version of this document.

SUBJECT: INCORRECT MODEL NUMBER

PURPOSE

Polaris has determined that some Model Year 2023 Slingshot vehicles, produced between December 2022 and March 2023, could be missing the 9th digit of the model number in the ECM. The 9th digit is used for activation of headlight fault codes on U.S. Models, and if incorrect, can result in a U0401 fault and chassis warning light. However, this specific fault does not affect normal function of the vehicle.

To address this concern, Slingshot has released this Bulletin with instructions to update affected vehicles through the Vehicle Update process in Digital Wrench II.

AFFECTED MODELS

MODEL YEAR	MODELS	AFFECTED RANGE
2023	Slingshot	Reference Unit Inquiry on the dealer website or the Service Communications list on the STOP site to look up affected units.

CUSTOMER NOTIFICATION

Polaris will be mailing a notification letter to consumers affected by this Bulletin. Polaris will also send an email to owners for whom Polaris has a valid email address. In addition to consumer units, dealers are required to correct any affected units in their inventory.

CONTACT POLARIS

If you have questions that are not addressed in this document, contact Polaris Service through Ask Polaris or by phone at 800-330-9407 (US/Canada Dealers Only).

The information contained within this document is confidential and protected by U.S. and international copyright laws, and is the property of Polaris Inc. This document is provided for the sole use of authorized Polaris dealers and distributors. This document is not to be distributed, duplicated, or copied, digitally or otherwise, without the written consent of Polaris Inc.

WARRANTY CLAIM INFORMATION

2023 SLINGSHOT	
Bulletin #	T-23-02
Claim Type	SB (Service Bulletin)
Labor Allowance	0.3 hours (18 minutes)
Part Number / Description	0000541 (QTY 1) Bulletin Misc Labor
Parts Availability	NA
University of Polaris Video Training Required	NO

Claim Submission:

- **US / Canada Dealers:** On DEX, go to Service and Warranty > Warranty Claim and Extended Coverage > Start a New Warranty Claim. Select Service Advisory> Enter the VIN / PIN and Retrieve Registration. Select T-23-02 and Send Claim.
- **International Dealers:** On iDEX, go to Service and Warranty> Warranty Claims>Start a New Warranty Claim. Select Service Advisory> Enter the VIN / PIN and Retrieve Registration. Select T-23-02 and Send Claim

COVERAGE PERIOD

Coverage will begin on May 04, 2023. Coverage will expire on May 04, 2024.

FEEDBACK FORM

A feedback form has been created for the technician to provide Polaris with an overall satisfaction rating for the instructions, provide comments on your experience or upload pictures/video. The form is viewable on mobile devices by scanning the QR code or on a PC by clicking [HERE](#).



REPAIR PROCEDURE

TOOLS REQUIRED

- Digital Wrench® II
- Multilink XP cable
- Battery Tender (minimum 1 amp)

T-23-02 PROCEDURE

PROGRAMMING PROCEDURE

IMPORTANT


This procedure requires the use of Digital Wrench® II. Connect a battery charger to the vehicle during the programming and grid learn procedures

1. Park vehicle on a flat surface.
2. Shift vehicle to NEUTRAL
3. Apply parking brake.
4. Press START/STOP button to turn vehicle OFF.
5. Verify that Digital Wrench II version 1.0.46 or later has been installed on your PC or laptop. For installation instructions, Click [HERE](#) to view the Digital Wrench II user manual or visit "Other Publications" on the left navigation menu of the DEX STOP site.
6. Connect MultiLink XP cables to PC and vehicle. Power on into ignition mode by pressing the brake pedal or pushing the start button twice. Do **NOT** start.

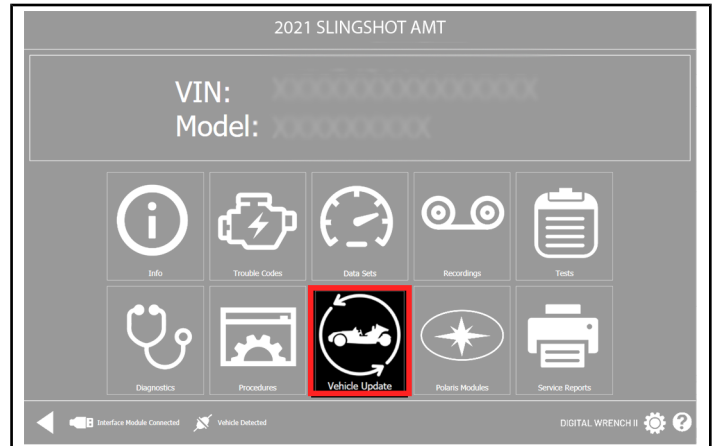
CAUTION

Make sure the vehicle has sufficient battery voltage and is connected to a battery charger before the reflash. Failure to do so may result in a reflash crash and damage the ECM.

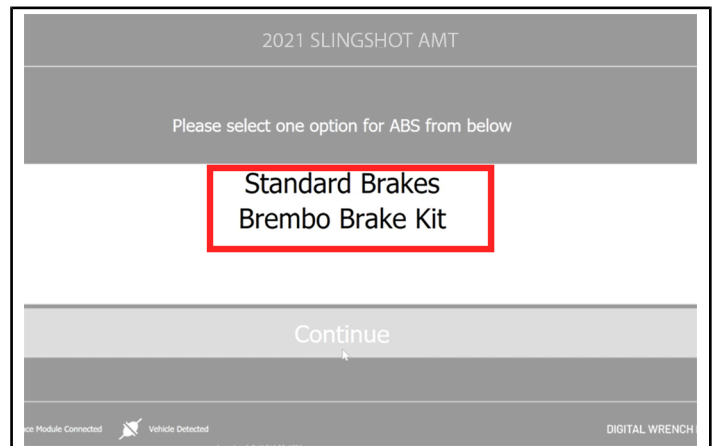
7. Open the Digital Wrench II application.
8. Select **Auto Identify**.



9. Select **Vehicle Update**.

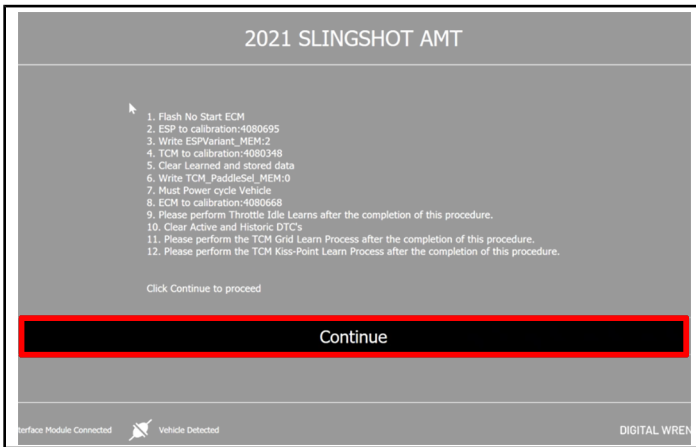


10. Select the appropriate brake package equipped on the vehicle.



11. Select **No Change** under **TRANSMISSION UPDATE** options.
12. Select **No Change** under **ENGINE UPDATE** options.

13. Select **Continue** to begin programming.

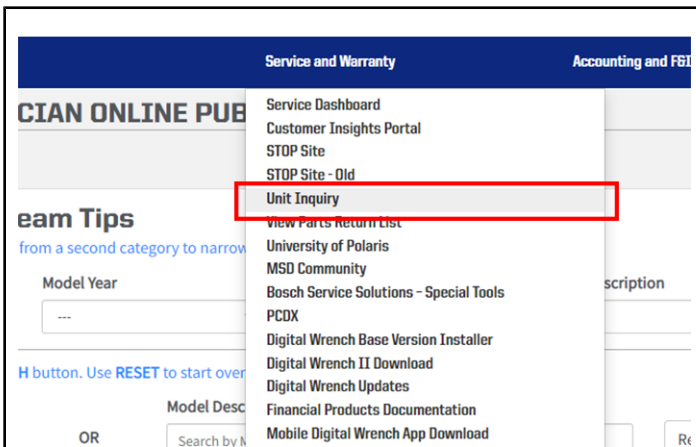


NOTICE

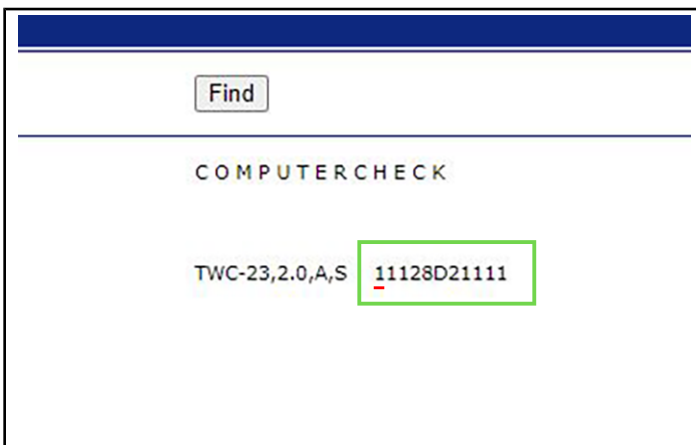
The 9th digit of the model number will be populated using the registered location.

14. For unregistered units only:

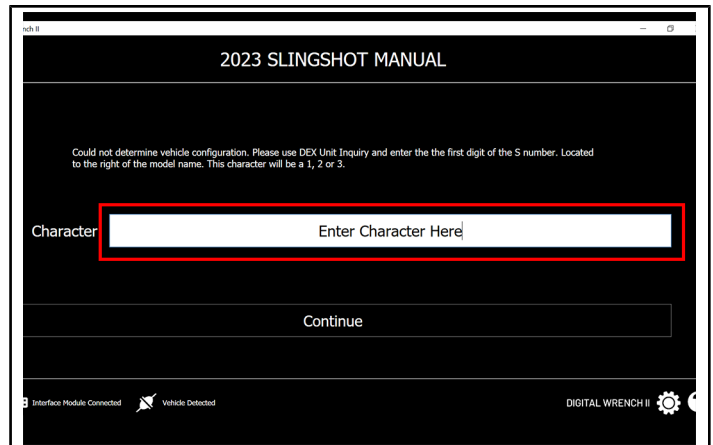
a. Navigate to the STOP SITE. On the Service & Warranty dropdown, select **Unit Inquiry**.



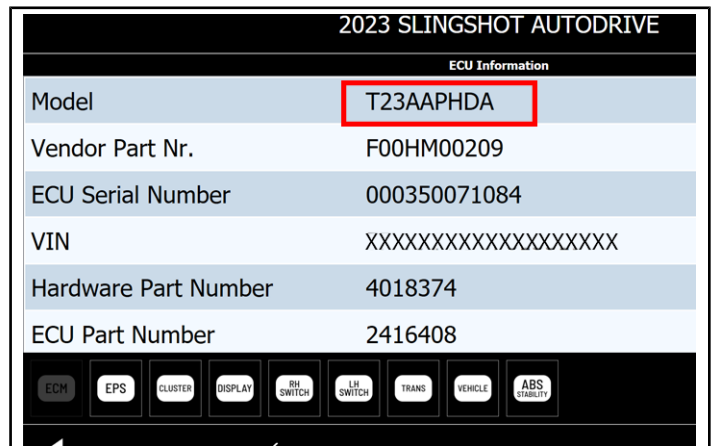
b. Enter the VIN to identify the first digit of the S#.



c. In Digital Wrench, follow the on-screen prompts to input the first digit of the S#



15. Verify the model number is written properly in the ECM ID block by inspecting for 9 digits. **Go to Info, then select ECM**



16. Submit a Service Bulletin Warranty Claim for T-23-02.



Slingshot Division
Polaris Industries Inc.
P.O. Box 47700
Medina, MN 55340-9960

IMPORTANT NOTICE
This notice applies to your vehicle
Subject: **2023 Slingshot Incorrect Model Number**

VIN: T-23-02
First Name Last Name
Address
City, State ZIP

Dear Slingshot Owner,

I want to thank you for being part of the Polaris Slingshot family. You own the best ride on three wheels, turning heads the moment you pull up, and we are proud to have you in the driver's seat with us.

We recently determined that some model year 2023 Slingshot vehicles were produced with a software error in the vehicles engine control module (ECM) that can result in fault code U0401 (520236) and activating a chassis warning light (triangle with exclamation point). However, this specific fault does not affect normal function of the vehicle.

To address this concern, we have provided instructions to your authorized Slingshot dealers to perform an update to your vehicle at no cost to you. **We ask that you contact your dealer and schedule an appointment to have the update performed at your earliest convenience.**

If you need assistance contacting or locating a Slingshot dealer, or if you have questions your Slingshot dealer is not able to address, contact our Polaris Owner Connections Department at 1-855-863-2284, scan the QR code, or go to <https://slingshot.polaris.com/en-us/self-help/>.



We know and appreciate how much you enjoy the open road and that's why we've always sought to engineer the best ride on three wheels. Again, thank you for being a Polaris Slingshot owner and for taking the time to have your vehicle updated. We hope to see you out on the road soon.

Sincerely,
Chris Sergeant

U.S. Consumer Letter



Slingshot Division
Polaris Industries Inc.
P.O. Box 47700
Medina, MN 55340-9960

IMPORTANT NOTICE
This notice applies to your vehicle
Subject: **2023 Slingshot Incorrect Model Number**

VIN: T-23-02
First Name Last Name
Address
City, State ZIP

Dear Slingshot Owner,

I want to thank you for being part of the Polaris Slingshot family. You own the best ride on three wheels, turning heads the moment you pull up, and we are proud to have you in the driver's seat with us.

We recently determined that some model year 2023 Slingshot vehicles were produced with a software error in the vehicles engine control module (ECM) that can result in fault code U0401 (520236) and activating a chassis warning light (triangle with exclamation point). However, this specific fault does not affect normal function of the vehicle.

To address this concern, we have provided instructions to your authorized Slingshot dealers to perform an update to your vehicle at no cost to you. **We ask that you contact your dealer and schedule an appointment to have the update performed at your earliest convenience.**

If you need assistance contacting or locating a Slingshot dealer, or if you have questions your Slingshot dealer is not able to address, contact our Polaris Owner Connections Department at 1-855-863-2284, scan the QR code, or go to <https://slingshot.polaris.com/en-us/self-help/>.



We know and appreciate how much you enjoy the open road and that's why we've always sought to engineer the best ride on three wheels. Again, thank you for being a Polaris Slingshot owner and for taking the time to have your vehicle updated. We hope to see you out on the road soon.

Sincerely,
Chris Sergeant