



Technical Service Bulletin

GROUP
CAMPAIGN

NUMBER
23-01-014H-4

DATE
APRIL, 2023

MODEL(S)
VARIOUS
MODELS

SUBJECT: IBU/BCM SOFTWARE UPDATE AND DECALS APPLICATION
(SERVICE CAMPAIGN 993)

This TSB supersedes 23-01-014H-3 to add the following:

- *Additional models 2019-2022MY Santa Fe (TMA), 2013-2014MY Genesis Coupe (BK), 2020-2021 Palisade (LX2), 2011-2016MY Elantra (UD/MD), and 2013-2017 Elantra GT (GD) and corresponding warranty/GDS information.*
- *Also added a troubleshooting tip information on page 31.*
- *Start/Stop button or immobilizer lamp inspection procedure.*

* IMPORTANT

Dealers must perform this service campaign on all affected vehicles prior to customer retail delivery and whenever an affected vehicle is in the shop for any maintenance or repair.

Access the "Vehicle Information" screen via WEBDCS to identify open campaigns.

Description: Certain Hyundai vehicles may not be equipped with an immobilizer.

This bulletin provides the service procedure to update the IBU/BCM (Integrated Body Control Unit/Body Control Module), to revise the OEM Hyundai burglar alarm system operation and ignition start logic, and installation of two anti-theft decals for the front windows.

STUI



This TSB may include a STUI picture as a requirement. Please follow specific steps in this TSB regarding use of STUI. Where applicable, all claims submitted that have illegible, incomplete, missing, or incorrect picture are subject to debit.

NOTICE

Vehicles equipped with aftermarket/add-on alarms or remote start systems may not operate normally if the IBU/BCM is updated with this software.

Information


Perform the anti-theft decals installation while the BCM software is being updated.

Applicable Vehicles:

Vehicles not equipped with immobilizer, and not equipped with START/STOP ignition button

- Certain 2011-2014MY Sonata (YFa) (VIN starts with "5NP")
- Certain 2015-2019MY Sonata (LFa) (VIN starts with "5NP")
- Certain 2011-2016MY Elantra (UD/MD) (UD VIN starts with "5NP", MD VIN starts with "KMH")
- Certain 2017-2020MY Elantra (AD/ADa) (ADa VIN starts with "5NP", AD VIN starts with "KMH")
- Certain 2021-2022MY Elantra (CN7/CN7a) (CN7a VIN starts with "5NP", CN7 VIN starts with "KMH")
- Certain 2013-2017MY Elantra GT (GD)
- Certain 2018-2020MY Elantra GT (PD)
- Certain 2020-2021MY Venue (QX)
- Certain 2012-2017MY Veloster (FS)
- Certain 2019-2021MY Veloster (JS)
- Certain 2018-2022MY Kona (OS)
- Certain 2018-2022MY Accent (HC)
- Certain 2011-2015MY Tucson (LM)
- Certain 2016-2021MY Tucson (TL)
- Certain 2022MY Tucson (NX4/NX4a) (NX4a VIN starts with "5NM", NX4 VIN starts with "KM8")
- Certain 2013-2018MY Santa Fe Sport (AN)
- Certain 2013-2018MY Santa Fe & 2019MY Santa Fe XL (NC)
- Certain 2019-2022MY Santa Fe (TMa) (VIN starts with "5NM")
- Certain 2020-2021MY Palisade (LX2)
- Certain 2013-2014MY Genesis Coupe (BK)

Parts Information:

PART NAME	PART NUMBER	PART IMAGE	QTY.
Anti-Theft Decal	<p style="text-align: center;">NP001-SC993</p> <p>NOTE 1: Parts ordering information can be found in the SC993 Parts Bulletin located in the Documents Library in WebDCS. (HD.com/Parts/DocumentsLibrary/Reference Materials/Parts Bulletin).</p> <p>NOTE 2: Order comes in a roll of 500 decals.</p>		<p>2 decals per vehicle</p>

SUBJECT:**BCM/IBU SOFTWARE UPDATE AND DECALS APPLICATION
(SERVICE CAMPAIGN 993)****Warranty Information:****INSPECTION ONLY – VEHICLE HAS START STOP BUTTON OR IMMOBILIZER LAMP**

MODEL	OP. CODE	OPERATION	OP. TIME	CAUSAL PART	NATURE	CAUSE
SONATA (LFa)	HYIMMOC4	INSPECTION ONLY – VEHICLE HAS START STOP BUTTON OR IMMOBILIZER LAMP	0.1 M/H	95400-C2100	I14	ZZ3
ELANTRA (AD) “KMH”	HYIMMOC5			95400-F2AW0		
ELANTRA (ADa) “5NP”	HYIMMOC6			95400-F2AW0		
VENUE (QX)	HYIMMOC7			95400-K2500		
KONA (OS)	HYIMMOC8			95400-J9GJ0		
VELOSTER (FS)	HYIMMOC9			95400-2V054		
VELOSTER (JS)	HYIMMOD0			95400-J3720		
SONATA (YFa)	HYIMMOD1			95400-3Q000		
ELANTRA (CN7) “KMH”	HYIMMOD2			95400-AA920		
ELANTRA (CN7a) “5NP”	HYIMMOD3			95400-AB100		
ELANTRA GT (PD)	HYIMMOD4			95400-G3970		
ACCENT (HC)	HYIMMOD5			95400-J0400		
TUCSON (LM)	HYIMMOD6			95400-2S710		
TUCSON (TL)	HYIMMOD7			95400-D3600		
TUCSON (NX4) “KM8”	HYIMMOD8			95400-N9001		
TUCSON (NX4a) “5NM”	HYIMMOD9			95400-CW051		
SANTA FE SPORT (AN)	HYIMMOE0			95400-4Z100		
SANTA FE (NC)	HYIMMOE1			95400-4Z240		
SANTA FE (TMa) “5NM”	HYIMMOE2			95400-S2500		
ELANTRA (UD) “5NP”	HYIMMOE3			95400-3X530		
ELANTRA (MD) “KMH”	HYIMMOE4			95400-3X570		
ELANTRA GT (GD)	HYIMMOE5	95400-A5510				
PALISADE (LX2)	HYIMMOE6	95400-S8MB0				
GENESIS COUPE (BK)	HYIMMOE7	95400-2M870				

INSPECTION AND BCM/IBU UPGRADE AND DECALS APPLICATION

MODEL	OP. CODE	OPERATION	OP. TIME	CAUSAL PART	NATURE	CAUSE
SONATA (LFa)	HYIMMOA0	INSPECTION AND BCM/IBU UPGRADE AND DECALS APPLICATION	0.3 M/H	95400-C2100	114	ZZ3
ELANTRA (AD) "KMH"	HYIMMOA1			95400-F2AW0		
ELANTRA (ADa) "5NP"	HYIMMOA2			95400-F2AW0		
VENUE (QX)	HYIMMOA3			95400-K2500		
KONA (OS)	HYIMMOA4			95400-J9GJ0		
VELOSTER (FS)	HYIMMOA5			95400-2V054		
VELOSTER (JS)	HYIMMOA6			95400-J3720		
SONATA (YFa)	HYIMMOA7		95400-3Q000			
ELANTRA (CN7) "KMH"	HYIMMOA8		0.4 M/H	95400-AA920		
ELANTRA (CN7a) "5NP"	HYIMMOA9			95400-AB100		
ELANTRA GT (PD)	HYIMMOB0		0.3 M/H	95400-G3970		
ACCENT (HC)	HYIMMOB1			95400-J0400		
TUCSON (LM)	HYIMMOB2			95400-2S710		
TUCSON (TL)	HYIMMOB3			95400-D3600		
TUCSON (NX4) "KM8"	HYIMMOB4			95400-N9001		
TUCSON (NX4a) "5NM"	HYIMMOB5			95400-CW051		
SANTA FE SPORT (AN)	HYIMMOB6			95400-4Z100		
SANTA FE (NC)	HYIMMOB7			95400-4Z240		
SANTA FE (TMa) "5NM"	HYIMMOB8			95400-S2500		
ELANTRA (UD) "5NP"	HYIMMOB9			95400-3X530		
ELANTRA (MD) "KMH"	HYIMMOC0			95400-3X570		
ELANTRA GT (GD)	HYIMMOC1			95400-A5510		
PALISADE (LX2)	HYIMMOC2			95400-S8MB0		
GENESIS COUPE (BK)	HYIMMOC3	95400-2M870				

NOTE 1: Submit claim on Campaign Claim Entry Screen.

NOTE 2: If a part that is not covered by this campaign is found in need of replacement while performing this campaign and the affected part is still under warranty, submit a separate claim using the same repair order. If the affected part is out of warranty, submit a Prior Approval request for goodwill consideration prior to performing the work.

NOTE 3: Op times of 0.3 M/H and 0.4 M/H include inspection, completing the decal installation for both front windows while the software update is being performed, taking STUI photos, and uploading. The STUI photos must include the anti-theft decals on the driver and passenger front windows clearly visible along with a piece of paper displaying the last 6 digits of the VIN and date of the repair. If not included, claim will be subject to debit.

TABLE OF CONTENT

	MODEL	PAGE
IBU/BCM EVENT, PASSCODE, AND ROM ID INFORMATION	Sonata (YFa)	6
	Sonata (LFa)	7
	Elantra (UD/MD)	8-9
	Elantra (AD/ADa)	10
	Elantra (CN7/CN7a)	11
	Elantra GT (GD)	12
	Elantra GT (PD)	13-14
	Venue (QX)	15
	Veloster (FS)(JS)	16
	Kona (OS)	17-18
	Accent (HC)	19
	Santa Fe Sport (AN)	20-21
	Santa Fe (NC)	22
	Santa Fe (TMa)	23-24
	Palisade (LX2)	25
	Tucson (LM)	26
	Tucson (TL)	27
	Tucson (NX4/NX4a)	28
Genesis Coupe (BK)	29-30	
Service Procedure - Inspection		31
Service Procedure - Software Update Notes		32
Service Procedure - Software Update		333
Service Procedure - Anti-Theft Decals Installation		34-37
Anti-Theft Decals Installation Template		38

SUBJECT:**IBU/BCM SOFTWARE UPDATE AND DECALS APPLICATION
(SERVICE CAMPAIGN 993)****SONATA (YFa)****EVENT INFORMATION**

MODEL	EVENT DESCRIPTION
Sonata (YFa)	980. YFA IMMOBILIZER (BCM) LOGIC IMPROVEMENT

MANUAL MODE PASSCODE INFORMATION TABLE:

MENU		PASSCODE
Sonata (YFa)	YFa BCM 95400-3Q000/100/001/101(A.6, A.8)	9431
	YFa BCM 95400-3Q003/103(B.3, B.7), 95400-3Q004/104(C.0, C.2)	9432
	YFa BCM 95400-3Q005/025/105/125(C.7, D.2, D.3)	9433

ROM ID INFORMATION TABLE:

MODEL	MODEL YEAR	BCM/IBU P/N	ROM ID	
			OLD	NEW
Sonata (YFa)	2011 - 2014	95400-3Q000 95400-3Q100 95400-3Q001 95400-3Q101	954003Q000_0A2	954003Q***_0DD
			954003Q000_0A3	
			954003Q000_0A6	
			954003Q000_0A8	
			954003Q001_0A8	
			954003Q100_0A2	
		954003Q100_0A3		
		954003Q100_0A6		
		954003Q100_0A8		
		954003Q101_0A8		
		95400-3Q003 95400-3Q103 95400-3Q004 95400-3Q104	954003Q003_0B3	
			954003Q003_0B7	
			954003Q004_0B7	
			954003Q004_0C0	
			954003Q004_0C2	
			954003Q103_0B3	
		954003Q103_0B7		
		954003Q104_0B7		
954003Q104_0C0				
954003Q104_0C2				
95400-3Q005 95400-3Q025 95400-3Q105 95400-3Q125	954003Q005_0C7			
	954003Q005_0D2			
	954003Q005_0D3			
	954003Q025_0C7			
	954003Q025_0D2			
	954003Q025_0D3			
954003Q105_0C7				
954003Q105_0D2				
954003Q105_0D3				
954003Q125_0C7				
954003Q125_0D2				
954003Q125_0D3				

SUBJECT:**BCM/IBU SOFTWARE UPDATE AND DECALS APPLICATION
(SERVICE CAMPAIGN 993)****SONATA (LFa)****EVENT INFORMATION**

MODEL	EVENT DESCRIPTION
Sonata (LFa)	932. LF(a) IMMOBILIZER (BCM) LOGIC IMPROVEMENT

MANUAL MODE PASSCODE INFORMATION TABLE:

MENU		PASSCODE
Sonata (LFa)	BCM 95400-C2100/200	5920
	BCM 95400-C2101/201	6921
	BCM 95400-C2600/610/620/700	7970

ROM ID INFORMATION TABLE:

MODEL	MODEL YEAR	BCM/IBU P/N	ROM ID	
			OLD	NEW
Sonata (LFa)	2015 - 2019	95400-C2100	95400C2100_100* (*100 – 104)	95400C2***_I00
		95400-C2200	95400C2200_100* (*100 – 104)	
		95400-C2101	95400C2101_200	
		95400-C2201	95400C2201_200	
		95400-C2600	95400C2600_100* (*100 – 101)	
		95400-C2610	95400C2610_100* (*100 – 101)	
		95400-C2620	95400C2620_100* (*100 – 101)	
		95400-C2700	95400C2700_100* (*100 – 101)	

SUBJECT:

**IBU/BCM SOFTWARE UPDATE AND DECALS APPLICATION
(SERVICE CAMPAIGN 993)**

ELANTRA (UD/MD)

EVENT INFORMATION

MODEL	EVENT DESCRIPTION
Elantra (UD "5NP") (MD "KMH")	971. MD/UD IMMOBILIZER (BCM) LOGIC IMPROVEMENT

MANUAL MODE PASSCODE INFORMATION TABLE:

MENU		PASSCODE
Elantra (UD "5NP") (MD "KMH")	MD/UD BCM 95400-3X520/60/70/31/71/32/72/800/10/90/30/60/900 (OLD SW ver 001~006)	3951
	MD/UD BCM 95400-3X532/572/800/810/830/860/890/900 (OLD SW ver 007,008)	3952
	MD/UD BCM 95400-3X533/573/801/811/831/861/920/950/891/901/980/ 990 (OLD SW ver 009~012)	3953
	MD/UD BCM 95400-3X533/573/801/811/831/861/920/950/891/901/980/ 990 (OLD SW ver 013)	3954
	MD/UD BCM 95400-3XEB0/EE0/EI0/EL0/HA0/HB0/HC0/HD0/HA1/HB1/ HC1/HD1 (OLD SW ver 001~005)	3955
	MD/UD BCM 95400-3X530 (OLD SW ver 001~006)	3956

ROM ID INFORMATION TABLE:

MODEL	MODEL YEAR	BCM/IBU P/N	ROM ID	
			OLD	NEW
Elantra (UD "5NP") (MD "KMH")	2011 - 2016	95400-3X520	954003X520_001* (*001 - 006)	954003X***_0A0
		95400-3X560	954003X560_001* (*001 - 006)	
		95400-3X570	954003X570_001* (*001 - 006)	
		95400-3X531	954003X531_001* (*001 - 006)	
		95400-3X571	954003X571_001* (*001 - 006)	
		95400-3X532	954003X532_006	
		95400-3X572	954003X572_006	
		95400-3X800	954003X800_006	
		95400-3X810	954003X810_006	
		95400-3X890	954003X890_006	
		95400-3X900	954003X900_006	
		95400-3X830	954003X830_006	
		95400-3X860	954003X860_006	
		95400-3X532	954003X532_007* (*007, 008)	954003X***_0AA
		95400-3X572	954003X572_007* (*007, 008)	
		95400-3X800	954003X800_007* (*007, 008)	
		95400-3X810	954003X810_007* (*007, 008)	
		95400-3X890	954003X890_007* (*007, 008)	
		95400-3X900	954003X900_007* (*007, 008)	
		95400-3X830	954003X830_007* (*007, 008)	
95400-3X860	954003X860_007* (*007, 008)			

Elantra (UD "5NP") (MD "KMH")	2011 - 2016	95400-3X533	954003X533_009* (*009 - 012)	954003X***_0AA
		95400-3X573	954003X573_009* (*009 - 012)	
		95400-3X801	954003X801_009* (*009 - 012)	
		95400-3X811	954003X811_009* (*009 - 012)	
		95400-3X831	954003X831_009* (*009 - 012)	
		95400-3X861	954003X861_009* (*009 - 012)	
		95400-3X920	954003X920_009* (*009 - 012)	
		95400-3X950	954003X950_009* (*009 - 012)	
		95400-3X891	954003X891_009* (*009 - 012)	
		95400-3X901	954003X901_009* (*009 - 012)	
		95400-3X980	954003X980_009* (*009 - 012)	
		95400-3X990	954003X990_009* (*009 - 012)	
Elantra (UD "5NP") (MD "KMH")	2011 - 2016	95400-3X533	954003X533_013	954003X***_0AA
		95400-3X573	954003X573_013	
		95400-3X801	954003X801_013	
		95400-3X811	954003X811_013	
		95400-3X831	954003X831_013	
		95400-3X861	954003X861_013	
		95400-3X920	954003X920_013	
		95400-3X950	954003X950_013	
		95400-3X891	954003X891_013	
		95400-3X901	954003X901_013	
		95400-3X980	954003X980_013	
		95400-3X990	954003X990_013	
Elantra (UD "5NP") (MD "KMH")	2011 - 2016	95400-3XEBO	954003XEBO_001* (*001 - 005)	954003X***_0AA
		95400-3XEE0	954003XEE0_001* (*001 - 005)	
		95400-3XEI0	954003XEI0_001* (*001 - 005)	
		95400-3XEL0	954003XEL0_001* (*001 - 005)	
		95400-3XHA0	954003XHA0_001* (*001 - 005)	
		95400-3XHB0	954003XHB0_001* (*001 - 005)	
		95400-3XHC0	954003XHC0_001* (*001 - 005)	
		95400-3XHD0	954003XHD0_001* (*001 - 005)	
		95400-3XHA1	954003XHA1_001* (*001 - 005)	
		95400-3XHB1	954003XHB1_001* (*001 - 005)	
		95400-3XHC1	954003XHC1_001* (*001 - 005)	
		95400-3XHD1	954003XHD1_001* (*001 - 005)	
		95400-3X530	954003X530_001* (*001 - 006)	954003X530_0A0

SUBJECT:**IBU/BCM SOFTWARE UPDATE AND DECALS APPLICATION
(SERVICE CAMPAIGN 993)****ELANTRA (AD/ADa)****EVENT INFORMATION**

MODEL	EVENT DESCRIPTION
Elantra (AD "KMH") (ADa "5NP")	933. AD(a) IMMOBILIZER (BCM) LOGIC IMPROVEMENT

MANUAL MODE PASSCODE INFORMATION TABLE:

MENU		PASSCODE
Elantra (AD "KMH") (ADa "5NP")	BCM 95400-F2AW0/BB0 (1.00 – 1.08)	2200
	BCM 95400-F2AW0/BB0 (1.09 – 1.11)	2211
	BCM 95400-F2AW1/BB1 (1.12)	2202
	BCM 954A0-F2AL0/AL1 (1.00 – 1.04)	2204
	BCM 954A0-F2AL2/DB0 (1.05 – 1.06)	2206

ROM ID INFORMATION TABLE:

MODEL	MODEL YEAR	BCM/IBU P/N	ROM ID	
			OLD	NEW
Elantra (AD "KMH") (ADa "5NP")	2017 - 2020	95400-F2AW0	95400F2AW0_100* (*100 – 108)	954*0F2***_200
		95400-F2BB0	95400F2BB0_100* (*100 – 108)	
		95400-F2AW1	95400F2AW1_112	
		95400-F2BB1	95400F2BB1_112	
		954A0-F2AL0	954A0F2AL0_100* (*100 – 104)	954*0F2***_300 or 954*0F2***_200
		954A0-F2AL1	954A0F2AL1_100* (*100 – 104)	
		954A0-F2AL2	954A0F2AL2_105* (*105 – 106)	
		954A0-F2DB0	954A0F2DB0_105* (*105 – 106)	
		95400-F2AW0	95400F2AW0_109* (*109 – 111)	
		95400-F2BB0	95400F2BB0_109* (*109 – 111)	

SUBJECT:**BCM/IBU SOFTWARE UPDATE AND DECALS APPLICATION
(SERVICE CAMPAIGN 993)****ELANTRA (CN7/CN7a)****EVENT INFORMATION**

MODEL	EVENT DESCRIPTION
Elantra (CN7) (“KMH”)	964. CN7 IMMOBILIZER (BCM) LOGIC IMPROVEMENT
Elantra (CN7a)(“5NP”)	965. CN7a IMMOBILIZER (BCM) LOGIC IMPROVEMENT

MANUAL MODE PASSCODE INFORMATION TABLE:

MENU		PASSCODE
Elantra (CN7)(“KMH”)	CN7 BCM 95400-AA920/930/BQ0	9452
Elantra (CN7a)(“5NP”)	CN7a BCM 95400-AB100/10	9541

ROM ID INFORMATION TABLE:

MODEL	MODEL YEAR	BCM/IBU P/N	ROM ID	
			OLD	NEW
Elantra (CN7) “KMH”	2021 - 2022	95400-AA920	95400AA920_100* (*100 – 109)	95400-AA**0_120
		95400-AA930	95400AA930_100* (*100 – 109)	
		95400-AABQ0	95400AABQ0_100* (*100 – 109)	
Elantra (CN7a) “5NP”		95400-AB100	95400AB100_100* (*100 – 106)	95400-AB1*0_110
		95400-AB110	95400AB110_100* (*100 – 106)	

ELANTRA GT (GD)

EVENT INFORMATION

MODEL	EVENT DESCRIPTION
Elantra GT (GD)	990. GD IMMOBILIZER (BCM) LOGIC IMPROVEMENT

MANUAL MODE PASSCODE INFORMATION TABLE:

	MENU	PASSCODE
Elantra GT (GD)	GD BCM 95400-A5510	5510
	GD BCM 95400-A5560	5560
	GD BCM 95400-A5562	5562
	GD BCM 95400-A5582	5582
	GD BCM 95400-A5545	5545
	GD BCM 95400-A5565	5565
	GD BCM 95400-A5585	5585

ROM ID INFORMATION TABLE:

MODEL	MODEL YEAR	BCM/IBU P/N	ROM ID	
			OLD	NEW
Elantra GT (GD)	2013 - 2017	95400A5510	95400A5510_100 95400A5510_110 95400A5510_120 95400A5510_130 95400A5510_140	95400A5510_I.0
		95400A5560	95400A5560_100 95400A5560_110 95400A5560_120 95400A5560_130 95400A5560_140	95400A5560_I.0
		95400A5562	95400A5562_A00	95400A5562_I00
		95400A5582	95400A5582_200	95400A5582_I00
		95400A5545	95400A5545_100 95400A5545_110 95400A5545_120	95400A5545_I00
		95400A5565	95400A5565_100 95400A5565_110 95400A5565_120	95400A5565_I00
		95400A5585	95400A5585_100 95400A5585_110 95400A5585_120 95400A5585_130	95400A5585_I00

ELANTRA GT (PD)

EVENT INFORMATION

MODEL	EVENT DESCRIPTION
Elantra GT (PD)	976. PD IMMOBILIZER (BCM) LOGIC IMPROVEMENT

MANUAL MODE PASSCODE INFORMATION TABLE:

	MENU	PASSCODE
Elantra GT (PD)	PD BCM 95400-G3970 (1.00 / 1.01 / 1.02)	7631
	PD BCM 95400-G3970 (1.03 / 1.04)	5423
	PD BCM 95400-G3970 (1.06)	2611
	PD BCM 95400-G3970 (4.00 / 4.01)	1123
	PD BCM 95400-G3970 (4.02)	9021
	PD BCM 95400-G3970 (6.00 / 6.01 / 6.02)	8723
	PD BCM 95400-G39AP0 (1.00 / 1.01 / 1.02)	8472
	PD BCM 95400-G39AP0 (1.03 / 1.04)	7382
	PD BCM 95400-G39AP0 (1.06)	1097
	PD BCM 95400-G39AP0 (4.00 / 4.01)	8483
	PD BCM 95400-G39AP0 (4.02)	9111
	PD BCM 95400-G39AP0 (6.00 / 6.01 / 6.02)	0167
	PD BCM 95400-G3972/AP2	1010

ROM ID INFORMATION TABLE:

MODEL	MODEL YEAR	BCM/IBU P/N	ROM ID	
			OLD	NEW
Elantra GT (PD)	2018 - 2020	95400-G3970	95400G3970_100 (*100 – 102)	95400G3970_655
			95400G3970_103 (*103 – 104)	95400G3970_677
			95400G3970_106	95400G3970_688
			95400G3970_400 (*400 – 401)	95400G3970_700
			95400G3970_402	95400G3970_755
			95400G3970_600 (*600 – 602)	95400G3970_800
		95400-G3AP0	95400G3AP0_100 (*100 – 102)	95400G3AP0_655
			95400G3AP0_103 (*103 – 104)	95400G3AP0_677
			95400G3AP0_106	95400G3AP0_688
			95400G3AP0_400 (*400 – 401)	95400G3AP0_700
			95400G3AP0_402	95400G3AP0_755
			95400G3AP0_600 (*600 – 602)	95400G3AP0_800

SUBJECT:**IBU/BCM SOFTWARE UPDATE AND DECALS APPLICATION
(SERVICE CAMPAIGN 993)**

		95400-G3972	95400G3972_105 95400G3972_300* (*300 – 301) 95400G3972_500* (*500 – 502)	95400G3**2_800
		95400-G3AP2	95400G3AP2_105 95400G3AP2_300* (*300 – 301) 95400G3AP2_500* (*500 – 502)	95400G3**2_900

SUBJECT:**BCM/IBU SOFTWARE UPDATE AND DECALS APPLICATION
(SERVICE CAMPAIGN 993)****VENUE (QX)****EVENT INFORMATION**

MODEL	EVENT DESCRIPTION
Venue (QX)	934.QX IMMOBILIZER (BCM) LOGIC IMPROVEMENT

MANUAL MODE PASSCODE INFORMATION TABLE:

MENU		PASSCODE
Venue (QX)	BCM 95400-K2500/01/10/11, 954A0-K2240/41	5400

ROM ID INFORMATION TABLE:

MODEL	MODEL YEAR	BCM/IBU P/N	ROM ID	
			OLD	NEW
Venue (QX)	2020 - 2021	95400-K2500	95400-K2500_0	954*0-K2***_1
		95400-K2510	95400-K2510_0	
		95400-K2501	95400-K2501_0	
		95400-K2511	95400-K2511_0	
		954A0-K2241	954A0-K2241_0	
		954A0-K2240	954A0-K2240_0	

SUBJECT:**IBU/BCM SOFTWARE UPDATE AND DECALS APPLICATION
(SERVICE CAMPAIGN 993)****VELOSTER (FS)(JS)****EVENT INFORMATION**

MODEL	EVENT DESCRIPTION
Veloster (FS)	966. FS IMMOBILIZER (BCM) LOGIC IMPROVEMENT
Veloster (JS)	968. JS IMMOBILIZER (BCM) LOGIC IMPROVEMENT

MANUAL MODE PASSCODE INFORMATION TABLE:

MENU		PASSCODE
Veloster (FS)	FS BCM 95400-2V070/1 (1.00~1.11)	2070
	FS BCM 95400-2V074/54 (1.00~1.02)	2074
	FS BCM 95400-2V074/184/054 (1.03~1.05)	2184
	FS BCM 95400-2V057/077/187 (2.00~2.05)	2057
Veloster (JS)	JS BCM 95400-J3720	5400

ROM ID INFORMATION TABLE:

MODEL	MODEL YEAR	BCM/IBU P/N	ROM ID	
			OLD	NEW
Veloster (FS)	2012 - 2017	95400-2V054 95400-2V074	954002V054_100* (*100 - 102) 954002V074_100* (*100 - 102)	954002V***_110
		95400-2V070 95400-2V071	954002V070_100* (*100 - 111) 954002V071_100* (*100 - 111)	954002V***_120
		95400-2V074	954002V074_103* (*103 - 105)	
		95400-2V054 95400-2V184	954002V054_103* (*103 - 105) 954002V184_103* (*103 - 105)	
		95400-2V057 95400-2V077 95400-2V187	954002V057_200* (*200 - 205) 954002V077_200* (*200 - 205) 954002V187_200* (*200 - 205)	954002V***_210
Veloster (JS)	2019 - 2021	95400-J3720	95400-J3720_0	95400-J3720_1

KONA (OS)

GDS INFORMATION:

EVENT INFORMATION

MODEL	EVENT DESCRIPTION
Kona (OS)	975. OS IMMOBILIZER (BCM) LOGIC IMPROVEMENT

MANUAL MODE PASSCODE INFORMATION TABLE:

	MENU	PASSCODE
Kona (OS)	OS BCM 95400-J9GE0~LA0 (1.00/1.01/1.02)	4485
	OS BCM 954A0-J9GJ0~LA0 (1.03/1.04/1.05/1.06/1.07/1.08)	7840
	OS BCM 954C0-J9BK0~BZ0 (1.00/1.01/1.02/1.03/1.04/1.05)	2222

i Information

When selecting the manual update **PASSCODE** for **Kona (OS)**, only look at the first 5 prefix of the BCM number. For example **95400-J9GE0**, use the passcode **4485** because the first 5 prefix are **95400**.

ROM ID INFORMATION TABLE:

MODEL	MODEL YEAR	BCM/IBU P/N	ROM ID	
			OLD	NEW
Kona (OS)	2018 - 2022	95400-J9GE0	95400J9GE0_100* (*100 – 102)	95400J9**0_300
		95400-J9GF0	95400J9GF0_100* (*100 – 102)	
		95400-J9GG0	95400J9GG0_100* (*100 – 102)	
		95400-J9GH0	95400J9GH0_100* (*100 – 102)	
		95400-J9GJ0	95400J9GJ0_100* (*100 – 102)	
		95400-J9GK0	95400J9GK0_100* (*100 – 102)	
		95400-J9GL0	95400J9GL0_100* (*100 – 102)	
		95400-J9GM0	95400J9GM0_100* (*100 – 102)	
		95400-J9HG0	95400J9HG0_100* (*100 – 102)	
		95400-J9HJ0	95400J9HJ0_100* (*100 – 102)	
		95400-J9HK0	95400J9HK0_100* (*100 – 102)	
		95400-J9HL0	95400J9HL0_100* (*100 – 102)	
		95400-J9HM0	95400J9HM0_100* (*100 – 102)	
		95400-J9HN0	95400J9HN0_100* (*100 – 102)	
		95400-J9HP0	95400J9HP0_100* (*100 – 102)	
		95400-J9HR0	95400J9HR0_100* (*100 – 102)	
		95400-J9KH0	95400J9KH0_100* (*100 – 102)	
		95400-J9KJ0	95400J9KJ0_100* (*100 – 102)	
		95400-J9KK0	95400J9KK0_100* (*100 – 102)	
		95400-J9KL0	95400J9KL0_100* (*100 – 102)	
95400-J9KX0	95400J9KX0_100* (*100 – 102)			
95400-J9KY0	95400J9KY0_100* (*100 – 102)			
95400-J9KZ0	95400J9KZ0_100* (*100 – 102)			
95400-J9LA0	95400J9LA0_100* (*100 – 102)			

SUBJECT:

**IBU/BCM SOFTWARE UPDATE AND DECALS APPLICATION
(SERVICE CAMPAIGN 993)**

Kona (OS)	2018 - 2022	954A0-J9GJ0	954A0J9GJ0_103* (*103 – 108)	954A0J9**0_300
		954A0-J9GK0	954A0J9GK0_103* (*103 – 108)	
954A0-J9GL0	954A0J9GL0_103* (*103 – 108)			
954A0-J9GM0	954A0J9GM0_103* (*103 – 108)			
954A0-J9HM0	954A0J9HM0_103* (*103 – 108)			
954A0-J9HN0	954A0J9HN0_103* (*103 – 108)			
954A0-J9HP0	954A0J9HP0_103* (*103 – 108)			
954A0-J9HR0	954A0J9HR0_103* (*103 – 108)			
954A0-J9KH0	954A0J9KH0_103* (*103 – 108)			
954A0-J9KJ0	954A0J9KJ0_103* (*103 – 108)			
954A0-J9KK0	954A0J9KK0_103* (*103 – 108)			
954A0-J9KL0	954A0J9KL0_103* (*103 – 108)			
954A0-J9KX0	954A0J9KX0_103* (*103 – 108)			
954A0-J9KY0	954A0J9KY0_103* (*103 – 108)			
954A0-J9KZ0	954A0J9KZ0_103* (*103 – 108)			
954A0-J9LA0	954A0J9LA0_103* (*103 – 108)			
		954C0-J9BK0	954C0J9BK0_100* (*100 – 105)	954C0J9**0_300
		954C0-J9BL0	954C0J9BL0_100* (*100 – 105)	
		954C0-J9BM0	954C0J9BM0_100* (*100 – 105)	
		954C0-J9BN0	954C0J9BN0_100* (*100 – 105)	
		954C0-J9BW0	954C0J9BW0_100* (*100 – 105)	
		954C0-J9BX0	954C0J9BX0_100* (*100 – 105)	
		954C0-J9BY0	954C0J9BY0_100* (*100 – 105)	
		954C0-J9BZ0	954C0J9BZ0_100* (*100 – 105)	

SUBJECT:**BCM/IBU SOFTWARE UPDATE AND DECALS APPLICATION
(SERVICE CAMPAIGN 993)****ACCENT (HC)****EVENT INFORMATION**

MODEL	EVENT DESCRIPTION
Accent (HC)	967. HC IMMOBILIZER (BCM) LOGIC IMPROVEMENT

MANUAL MODE PASSCODE INFORMATION TABLE:

MENU		PASSCODE
Accent (HC)	HC BCM 95400-J0400/410/420/430/440/450/460/470/560/570/580/590/600/610/620/630	9351

ROM ID INFORMATION TABLE:

MODEL	MODEL YEAR	BCM/IBU P/N	ROM ID	
			OLD	NEW
Accent (HC)	2018 - 2022	95400-J0400	95400J0400_100* (*100 – 300)	95400J0***_310
		95400-J0410	95400J0410_100* (*100 – 300)	
		95400-J0420	95400J0420_100* (*100 – 300)	
		95400-J0430	95400J0430_100* (*100 – 300)	
		95400-J0440	95400J0440_100* (*100 – 300)	
		95400-J0450	95400J0450_100* (*100 – 300)	
		95400-J0460	95400J0460_100* (*100 – 300)	
		95400-J0470	95400J0470_100* (*100 – 300)	
		95400-J0560	95400J0560_100* (*100 – 300)	
		95400-J0570	95400J0570_100* (*100 – 300)	
		95400-J0580	95400J0580_100* (*100 – 300)	
		95400-J0590	95400J0590_100* (*100 – 300)	
		95400-J0600	95400J0600_100* (*100 – 300)	
		95400-J0610	95400J0610_100* (*100 – 300)	
		95400-J0620	95400J0620_100* (*100 – 300)	
		95400-J0630	95400J0630_100* (*100 – 300)	

SUBJECT:**IBU/BCM SOFTWARE UPDATE AND DECALS APPLICATION
(SERVICE CAMPAIGN 993)****SANTA FE SPORT (AN)****EVENT INFORMATION**

MODEL	EVENT DESCRIPTION
Santa Fe Sport (AN)	962. AN IMMOBILIZER (BCM) LOGIC IMPROVEMENT

MANUAL MODE PASSCODE INFORMATION TABLE:

MENU		PASSCODE
Santa Fe Sport (AN)	AN BCM 95400-4Z100(3.00)	4100
	AN BCM 95400-4Z110(3.00)	4110
	AN BCM 95400-4Z101(4.00/5.00)	4101
	AN BCM 95400-4Z111(4.00/5.00)	4111
	AN BCM 95400-4Z200(1.00)	4200
	AN BCM 95400-4Z210(1.00)	4210
	AN BCM 95400-4Z240(1.00)	4240
	AN BCM 95400-4Z250(1.00)	4250
	AN BCM 95400-4Z300(1.00/1.10)	4300
	AN BCM 95400-4Z310(1.00/1.10)	4310
	AN BCM 95400-4Z320(1.00/1.10)	4320
	AN BCM 95400-4Z330(1.00/1.10)	4330
	AN BCM 95400-4Z340(1.00/1.10)	4340
	AN BCM 95400-4Z350(1.00/1.10)	4350
	AN BCM 95400-4Z360(1.00/1.10)	4360
	AN BCM 95400-4Z370(1.00/1.10)	4370

ROM ID INFORMATION TABLE:

MODEL	MODEL YEAR	BCM/IBU P/N	ROM ID	
			OLD	NEW
Santa Fe Sport (AN)	2013 - 2018	95400-4Z100 95400-4Z110	954004Z100_300 954004Z110_300	95400-4Z**0_100
		95400-4Z101 95400-4Z111	954004Z101_400* (*400 – 500) 954004Z111_400* (*400 – 500)	
		95400-4Z200 95400-4Z210 95400-4Z240 95400-4Z250	954004Z200_100 954004Z210_100 954004Z240_100 954004Z250_100	
		95400-4Z300	954004Z300_100 954004Z300_110	
		95400-4Z310	954004Z310_100 954004Z310_110	
		95400-4Z320	954004Z320_100 954004Z320_110	

SUBJECT:**BCM/IBU SOFTWARE UPDATE AND DECALS APPLICATION
(SERVICE CAMPAIGN 993)**

Santa Fe Sport (AN)	2013 - 2018	95400-4Z330	954004Z330_100 954004Z330_110	95400-4Z**0_I00
		95400-4Z340	954004Z340_100 954004Z340_110	
		95400-4Z350	954004Z350_100 954004Z350_110	
		95400-4Z360	954004Z360_100 954004Z360_110	
		95400-4Z370	954004Z370_100 954004Z370_110	

SUBJECT:**IBU/BCM SOFTWARE UPDATE AND DECALS APPLICATION
(SERVICE CAMPAIGN 993)****SANTA FE (NC)
SANTA FE XL (NC)****EVENT INFORMATION**

MODEL	EVENT DESCRIPTION
Santa Fe (NC) Santa Fe XL (NC)	972. NC IMMOBILIZER (BCM) LOGIC IMPROVEMENT

MANUAL MODE PASSCODE INFORMATION TABLE:

MENU		PASSCODE
Santa Fe (NC) Santa Fe XL (NC)	NC BCM 95400-4Z240	0804
	NC BCM 95400-B8900	0098
	NC BCM 95400-B8910	0198
	NC BCM 95400-B8FO0	0800
	NC BCM 95400-B8FN0	0801
	NC BCM 95400-B8FP0	0802
	NC BCM 95400-B8FQ0	0803

ROM ID INFORMATION TABLE:

MODEL	MODEL YEAR	BCM/IBU P/N	ROM ID	
			OLD	NEW
Santa Fe (NC) Santa Fe XL (NC)	2013 – 2018 2019	95400-4Z240	954004Z240_100	954004Z240_I00
		95400-B8900	95400B8900_100 95400B8900_300	95400B8900_I00
		95400-B8910	95400B8910_100 95400B8910_300	95400B8910_I00
		95400-B8FO0	95400B8FO0_100 95400B8FO0_200	95400B8FO0_I00
		95400-B8FN0	95400B8FN0_100 95400B8FN0_200	95400B8FN0_I00
		95400-B8FP0	95400B8FP0_100 95400B8FP0_200	95400B8FP0_I00
		95400-B8FQ0	95400B8FQ0_100 95400B8FQ0_200	95400B8FQ0_I00

SUBJECT:**BCM/IBU SOFTWARE UPDATE AND DECALS APPLICATION
(SERVICE CAMPAIGN 993)****SANTA FE (TMa)****EVENT INFORMATION**

MODEL	EVENT DESCRIPTION
Santa Fe (TMa)("5NM")	979. TM IMMOBILIZER (BCM) LOGIC IMPROVEMENT

MANUAL MODE PASSCODE INFORMATION TABLE:

	MENU	PASSCODE
Santa Fe (TMa)("5NM")	TM BCM 95400-S2500/510/520/530/580/590/600/610	2610
	TM BCM 954A0-S2500/510/520/530/CA0/CB0/CC0/CD0	2500
	TM PE BCM 954B0-S2BL0 ~ 954B0-S2RD0	2010
	TM PE BCM 954B0-S2BL2 ~ 954B0-S2RD2	2020

ROM ID INFORMATION TABLE:

MODEL	MODEL YEAR	BCM/IBU P/N	ROM ID		
			OLD	NEW	
Santa Fe (TMa) ("5NM")	2019 - 2022	95400-S2500	95400S2500_100* (*100 – 102)	95400-S2**0_100	
		95400-S2510	95400S2510_100* (*100 – 102)		
		95400-S2520	95400S2520_100* (*100 – 102)		
		95400-S2530	95400S2530_100* (*100 – 102)		
		95400-S2580	95400S2580_100* (*100 – 102)		
		95400-S2590	95400S2590_100* (*100 – 102)		
		95400-S2600	95400S2600_100* (*100 – 102)		
		95400-S2610	95400S2610_100* (*100 – 102)		
		954A0-S2500	954A0S2500_102* (*102, 200, 201, 202, 204)		954A0-S2**0_100
		954A0-S2510	954A0S2510_102* (*102, 200, 201, 202, 204)		
	954A0-S2520	954A0S2520_102* (*102, 200, 201, 202, 204)			
	954A0-S2530	954A0S2530_102* (*102, 200, 201, 202, 204)			
	954A0-S2CA0	954A0S2CA0_102* (*102, 200, 201, 202, 204)			
	954A0-S2CB0	954A0S2CB0_102* (*102, 200, 201, 202, 204)			
	954A0-S2CC0	954A0S2CC0_102* (*102, 200, 201, 202, 204)			
	954A0-S2CD0	954A0S2CD0_102* (*102, 200, 201, 202, 204)			

SUBJECT:

**IBU/BCM SOFTWARE UPDATE AND DECALS APPLICATION
(SERVICE CAMPAIGN 993)**

Santa Fe (TMa) ("5NM")	2019 - 2022	954B0-S2BL0	954B0S2BL0_100	954B0-S2**0_100	
		954B0-S2BP0	954B0S2BP0_100		
		954B0-S2CA0	954B0S2CA0_100		
		954B0-S2CB0	954B0S2CB0_100		
		954B0-S2CC0	954B0S2CC0_100		
		954B0-S2CD0	954B0S2CD0_100		
		954B0-S2CJ0	954B0S2CJ0_100		
		954B0-S2CM0	954B0S2CM0_100		
		954B0-S2CN0	954B0S2CN0_100		
		954B0-S2CP0	954B0S2CP0_100		
		954B0-S2DA0	954B0S2DA0_100		
		954B0-S2DB0	954B0S2DB0_100		
		954B0-S2PC0	954B0S2PC0_100		
		954B0-S2PD0	954B0S2PD0_100		
		954B0-S2PJ0	954B0S2PJ0_100		
		954B0-S2PK0	954B0S2PK0_100		
		954B0-S2PL0	954B0S2PL0_100		
		954B0-S2PM0	954B0S2PM0_100		
	954B0-S2PN0	954B0S2PN0_100			
	954B0-S2PP0	954B0S2PP0_100			
	954B0-S2RA0	954B0S2RA0_100			
	954B0-S2RB0	954B0S2RB0_100			
	954B0-S2RC0	954B0S2RC0_100			
	954B0-S2RD0	954B0S2RD0_100			
			954B0-S2BL2	954B0S2BL2_200	954B0-S2**2_100
			954B0-S2BP2	954B0S2BP2_200	
			954B0-S2CA2	954B0S2CA2_200	
			954B0-S2CB2	954B0S2CB2_200	
			954B0-S2CC2	954B0S2CC2_200	
			954B0-S2CD2	954B0S2CD2_200	
			954B0-S2CJ2	954B0S2CJ2_200	
			954B0-S2CM2	954B0S2CM2_200	
			954B0-S2CN2	954B0S2CN2_200	
			954B0-S2CP2	954B0S2CP2_200	
			954B0-S2DA2	954B0S2DA2_200	
			954B0-S2DB2	954B0S2DB2_200	
954B0-S2PC2			954B0S2PC2_200		
954B0-S2PD2			954B0S2PD2_200		
954B0-S2PJ2			954B0S2PJ2_200		
954B0-S2PK2			954B0S2PK2_200		
954B0-S2PL2			954B0S2PL2_200		
954B0-S2PM2			954B0S2PM2_200		
954B0-S2PN2	954B0S2PN2_200				
954B0-S2PP2	954B0S2PP2_200				
954B0-S2RA2	954B0S2RA2_200				
954B0-S2RB2	954B0S2RB2_200				
954B0-S2RC2	954B0S2RC2_200				
954B0-S2RD2	954B0S2RD2_200				

PALISADE (LX2)

EVENT INFORMATION

MODEL	EVENT DESCRIPTION
Palisade (LX2)	970.LX2 IMMOBILIZER (BCM) LOGIC IMPROVEMENT

MANUAL MODE PASSCODE INFORMATION TABLE:

MENU		PASSCODE
Palisade (LX2)	LX2 BCM 95400-S8MB0/C0/D0/E0/H0/I0/J0/K0	0080
	LX2 BCM 954A0-S8MB0/C0/D0/E0/H0/I0/J0/K0	0081
	LX2 BCM 954A0-S8MB2/C2/D2/E2/H2/I2/J2/K2	0082
	LX2 BCM 954A0-S8MB3/C3/D3/E3/H3/I3/J3/K3	0083

ROM ID INFORMATION TABLE:

MODEL	MODEL YEAR	BCM/IBU P/N	ROM ID	
			OLD	NEW
Palisade (LX2)	2020 - 2021	95400-S8MB0	95400S8MB0_100* (*100 – 105)	95400S8M*0_100
		95400-S8MC0	95400S8MC0_100* (*100 – 105)	
		95400-S8MD0	95400S8MD0_100* (*100 – 105)	
		95400-S8ME0	95400S8ME0_100* (*100 – 105)	
		95400-S8MH0	95400S8MH0_100* (*100 – 105)	
		95400-S8MI0	95400S8MI0_100* (*100 – 105)	
		95400-S8MJ0	95400S8MJ0_100* (*100 – 105)	
		95400-S8MK0	95400S8MK0_100* (*100 – 105)	
		954A0-S8MB0	954A0S8MB0_200* (*200 – 203)	954A0S8M*0_100
		954A0-S8MC0	954A0S8MC0_200* (*200 – 203)	
		954A0-S8MD0	954A0S8MD0_200* (*200 – 203)	
		954A0-S8ME0	954A0S8ME0_200* (*200 – 203)	
		954A0-S8MH0	954A0S8MH0_200* (*200 – 203)	
		954A0-S8MI0	954A0S8MI0_200* (*200 – 203)	
		954A0-S8MJ0	954A0S8MJ0_200* (*200 – 203)	
		954A0-S8MK0	954A0S8MK0_200* (*200 – 203)	
		954A0-S8MB2	954A0S8MB2_204* (*204,300,400)	954A0S8M*2_100
		954A0-S8MC2	954A0S8MC2_204* (*204,300,400)	
		954A0-S8MD2	954A0S8MD2_204* (*204,300,400)	
		954A0-S8ME2	954A0S8ME2_204* (*204,300,400)	
		954A0-S8MH2	954A0S8MH2_204* (*204,300,400)	
		954A0-S8MI2	954A0S8MI2_204* (*204,300,400)	
		954A0-S8MJ2	954A0S8MJ2_204* (*204,300,400)	
		954A0-S8MK2	954A0S8MK2_204* (*204,300,400)	
		954A0-S8MB3	954A0S8MB3_500* (*500, 600)	954A0S8M*3_100
		954A0-S8MC3	954A0S8MC3_500* (*500, 600)	
		954A0-S8MD3	954A0S8MD3_500* (*500, 600)	
		954A0-S8ME3	954A0S8ME3_500* (*500, 600)	
954A0-S8MH3	954A0S8MH3_500* (*500, 600)			
954A0-S8MI3	954A0S8MI3_500* (*500, 600)			
954A0-S8MJ3	954A0S8MJ3_500* (*500, 600)			
954A0-S8MK3	954A0S8MK3_500* (*500, 600)			

SUBJECT:**IBU/BCM SOFTWARE UPDATE AND DECALS APPLICATION
(SERVICE CAMPAIGN 993)****TUCSON (LM)****EVENT INFORMATION**

MODEL	EVENT DESCRIPTION
Tucson (LM)	969. LM IMMOBILIZER (BCM) LOGIC IMPROVEMENT

MANUAL MODE PASSCODE INFORMATION TABLE:

MENU		PASSCODE
Tucson (LM)	LM BCM 95400-2S710 (003/004/005)	2210
	LM BCM 95400-2S711 (006)	2211
	LM BCM 95400-2S712 (007/008)	2212
	LM BCM 95400-2SEB0 (001/002/003/004/005)	2200

ROM ID INFORMATION TABLE:

MODEL	MODEL YEAR	BCM/IBU P/N	ROM ID	
			OLD	NEW
Tucson (LM)	2011 - 2015	95400-2S710	954002S710_003 954002S710_004 954002S710_005	954002S710_020
		95400-2S711	954002S711_006	954002S711_020
		95400-2S712	954002S712_007 954002S712_008	954002S712_020
		95400-2SEB0	954002SEB0_001 954002SEB0_002 954002SEB0_003 954002SEB0_004 954002SEB0_005	954002SEB0_020

SUBJECT:**BCM/IBU SOFTWARE UPDATE AND DECALS APPLICATION
(SERVICE CAMPAIGN 993)****TUCSON (TL)****EVENT INFORMATION**

MODEL	EVENT DESCRIPTION
Tucson (TL)	978. TL IMMOBILIZER (BCM) LOGIC IMPROVEMENT

MANUAL MODE PASSCODE INFORMATION TABLE:

MENU		PASSCODE
Tucson (TL)	TL BCM 95400-D3600/610/620/630/GA0/GB0/GD0/GE0	9471
	TL PE BCM 95410-D3980/990/AA0/AB0/AG0/AH0/AJ0/AK0/CT0/CV0/CW0/CX0/DC0/DD0/DE0/DF0	9472

ROM ID INFORMATION TABLE:

MODEL	MODEL YEAR	BCM/IBU P/N	ROM ID	
			OLD	NEW
Tucson (TL)	2016 - 2021	95400-D3600 95400-D3610 95400-D3620 95400-D3630 95400-D3GA0 95400-D3GB0 95400-D3GD0 95400-D3GE0	95400D3600_100* (*100 – 106) 95400D3610_100* (*100 – 106) 95400D3620_100* (*100 – 106) 95400D3630_100* (*100 – 106) 95400D3GA0_100* (*100 – 106) 95400D3GB0_100* (*100 – 106) 95400D3GD0_100* (*100 – 106) 95400D3GE0_100* (*100 – 106) 95400D3600_300* (*300 – 302) 95400D3610_300* (*300 – 302) 95400D3620_300* (*300 – 302) 95400D3630_300* (*300 – 302) 95400D3GA0_300* (*300 – 302) 95400D3GB0_300* (*300 – 302) 95400D3GD0_300* (*300 – 302) 95400D3GE0_300* (*300 – 302)	95400-D3**0_1.00
		95410-D3980 95410-D3990 95410-D3AA0 95410-D3AB0 95410-D3AG0 95410-D3AH0 95410-D3AJ0 95410-D3AK0 95410-D3CT0 95410-D3CV0 95410-D3CW0 95410-D3CX0 95410-D3DC0 95410-D3DD0 95410-D3DE0 95410-D3DF0	95410D3980_100* (*100 – 104) 95410D3990_100* (*100 – 104) 95410D3AA0_100* (*100 – 104) 95410D3AB0_100* (*100 – 104) 95410D3AG0_100* (*100 – 104) 95410D3AH0_100* (*100 – 104) 95410D3AJ0_100* (*100 – 104) 95410D3AK0_100* (*100 – 104) 95410D3CT0_100* (*100 – 104) 95410D3CV0_100* (*100 – 104) 95410D3CW0_100* (*100 – 104) 95410D3CX0_100* (*100 – 104) 95410D3DC0_100* (*100 – 104) 95410D3DD0_100* (*100 – 104) 95410D3DE0_100* (*100 – 104) 95410D3DF0_100* (*100 – 104)	95410-D3**0_1.00

SUBJECT:**IBU/BCM SOFTWARE UPDATE AND DECALS APPLICATION
(SERVICE CAMPAIGN 993)****TUCSON (NX4/NX4a)****EVENT INFORMATION**

MODEL	EVENT DESCRIPTION
Tucson (NX4) ("KM8")	973. NX4 IMMOBILIZER (BCM) LOGIC IMPROVEMENT
Tucson (NX4a) ("5NM")	974. NX4a IMMOBILIZER (BCM) LOGIC IMPROVEMENT

MANUAL MODE PASSCODE INFORMATION TABLE:

MENU		PASSCODE
Tucson (NX4) ("KM8")	NX4 BCM 95400-N9000/010/120/130/180/190	1238
	NX4 BCM 95400-N9001/011/121/131/181/191	9181
	NX4 BCM 95400-N9002/012/122/132/182/192	9182
Tucson (NX4a) ("5NM")	NX4a BCM 95400-CW000/50	4050
	NX4a BCM 95400-CW001/51	9551

ROM ID INFORMATION TABLE:

MODEL	MODEL YEAR	BCM/IBU P/N	ROM ID	
			OLD	NEW
Tucson (NX4) ("KM8")	2022	95400-N9000	95400N9000_100* (*100 – 104)	95400-N9**0_100
		95400-N9010	95400N9010_100* (*100 – 104)	
		95400-N9120	95400N9120_100* (*100 – 104)	
		95400-N9130	95400N9130_100* (*100 – 104)	
		95400-N9180	95400N9180_100* (*100 – 104)	
		95400-N9190	95400N9190_100* (*100 – 104)	
	2022	95400-N9001	95400N9001_100* (*105 – 106)	95400-N9**1_100
		95400-N9011	95400N9011_100* (*105 – 106)	
		95400-N9121	95400N9121_100* (*105 – 106)	
		95400-N9131	95400N9131_100* (*105 – 106)	
		95400-N9181	95400N9181_100* (*105 – 106)	
		95400-N9191	95400N9191_100* (*105 – 106)	
	2022	95400-N9002	95400N9002_100* (*100 – 112)	95400-N9**2_100
		95400-N9012	95400N9012_100* (*100 – 112)	
		95400-N9122	95400N9122_100* (*100 – 112)	
		95400-N9132	95400N9132_100* (*100 – 112)	
		95400-N9182	95400N9182_100* (*100 – 112)	
		95400-N9192	95400N9192_100* (*100 – 112)	
Tucson (NX4a) ("5NM")	2022	95400-CW000	95400CW000_100* (*100 – 104)	95400-CW0*0_100
		95400-CW050	95400CW050_100* (*100 – 104)	
	2022	95400-CW001	95400CW001_100* (*100 – 106)	95400-CW0*1_100
		95400-CW051	95400CW051_100* (*100 – 106)	

SUBJECT:**BCM/IBU SOFTWARE UPDATE AND DECALS APPLICATION
(SERVICE CAMPAIGN 993)****GENESIS COUPE (BK)****EVENT INFORMATION**

MODEL	EVENT DESCRIPTION
Genesis Coupe (BK)	963. BK IMMOBILIZER (BCM) LOGIC IMPROVEMENT

MANUAL MODE PASSCODE INFORMATION TABLE:

MENU		PASSCODE
Genesis Coupe (BK)	BK BCM 95400-2M860	2860
	BK BCM 95400-2M865	2865
	BK BCM 95400-2M870	2870
	BK BCM 95400-2M875	2875
	BK BCM 95400-2M861	2861
	BK BCM 95400-2M866	2866
	BK BCM 95400-2M871	2871
	BK BCM 95400-2M876	2876
	BK BCM 95400-2M862	2862
	BK BCM 95400-2M867	2867
	BK BCM 95400-2M872	2872
	BK BCM 95400-2M877	2877

ROM ID INFORMATION TABLE:

MODEL	MODEL YEAR	BCM/IBU P/N	ROM ID	
			OLD	NEW
Genesis Coupe (BK)	2013 - 2014	95400-2M860	954002M860_110	954002M860_100
			954002M860_120	
			954002M860_130	
			954002M860_140	
Genesis Coupe (BK)	2013 - 2014	95400-2M865	954002M865_110	954002M865_100
			954002M865_120	
			954002M865_130	
			954002M865_140	
Genesis Coupe (BK)	2013 - 2014	95400-2M870	954002M870_110	954002M870_100
			954002M870_120	
			954002M870_130	
			954002M870_140	
Genesis Coupe (BK)	2013 - 2014	95400-2M875	954002M875_110	954002M875_100
			954002M875_120	
			954002M875_130	
			954002M875_140	
Genesis Coupe (BK)	2013 - 2014	95400-2M875	954002M875_150	954002M875_100
			954002M875_110	
			954002M875_120	
			954002M875_130	


SUBJECT:**IBU/BCM SOFTWARE UPDATE AND DECALS APPLICATION
(SERVICE CAMPAIGN 993)**

Genesis Coupe (BK)	2013 - 2014	95400-2M861	954002M861_2.0 954002M861_3.0	954002M861_I.0
		95400-2M866	954002M866_2.0 954002M866_3.0	954002M866_I.0
		95400-2M871	954002M871_2.0 954002M871_3.0	954002M871_I.0
		95400-2M876	954002M876_2.0 954002M876_3.0	954002M876_I.0
		95400-2M862	954002M862_4.1	954002M862_I.0
		95400-2M867	954002M867_4.1	954002M867_I.0
		95400-2M872	954002M872_4.1	954002M872_I.0
		95400-2M877	954002M877_4.1	954002M877_I.0

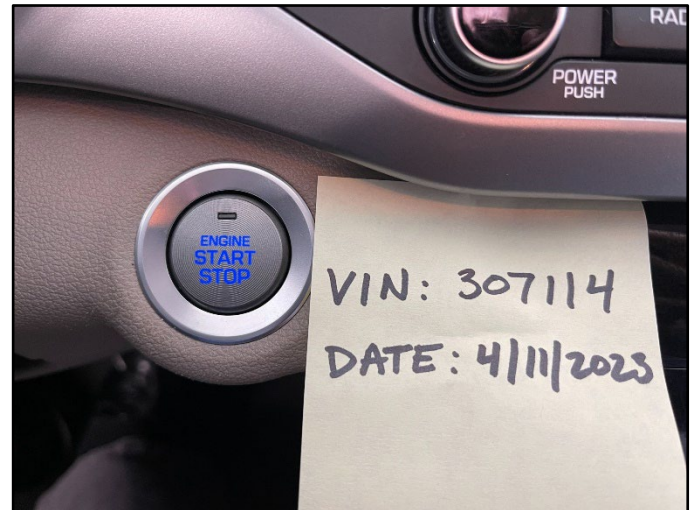
Service Procedure:

INSPECTION ONLY – VEHICLE HAS START STOP BUTTON OR IMMOBILIZER LAMP

1A. Visually confirm if the vehicle is equipped with a START/STOP button.

STUI 


Using STUI, take a picture of the START/STOP button with a piece of paper including the last 6 digits of the VIN and date of the repair. Upload the photos to STUI.



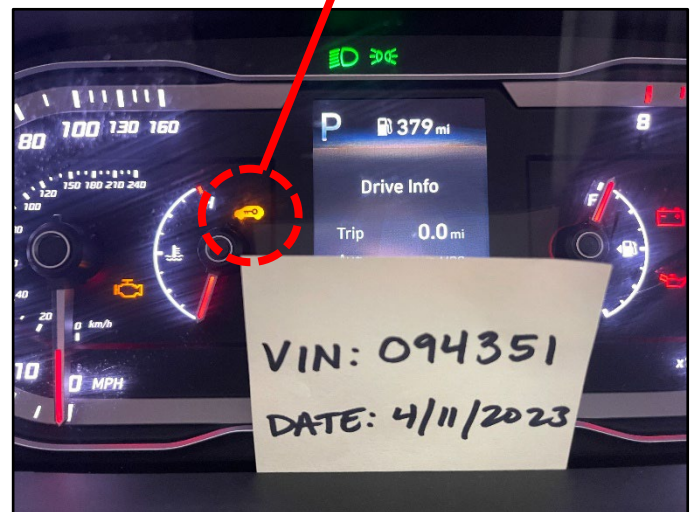
If vehicle is not equipped with START/STOP button then proceed to 1B to inspect for the immobilizer lamp on the instrument cluster.

1B. If vehicle is equipped with a mechanical key type ignition, then turn ignition to ON position.

Visually confirm if there is an immobilizer lamp displayed on the instrument cluster.

STUI 

Using STUI, take a picture of the immobilizer lamp on the instrument cluster with a piece of paper including the last 6 digits of the VIN and date of the repair. Upload the photos to STUI.



2. If vehicle is **NOT** equipped with the START/STOP button or the immobilizer lamp, then proceed to perform the software update.

Otherwise, procedure is complete. Submit "INSPECTION ONLY" campaign claim.


IBU/BCM SOFTWARE UPDATE NOTES

i Information

- Refer to the link below for guided video information:
<https://vimeo.com/796843448/49ace103a8>

i Information

- Before proceeding, ensure the vehicle is not equipped with a START/STOP push button.
- Also, ensure the vehicle is not equipped with an immobilizer lamp on the instrument cluster when ignition is turned ON.

**i** Information**Check if the vehicle's current software version will need to be updated:**

- Check the current version of the IBU/BCM ROM ID and compare it to the ROM ID information table listed below before attempting to perform the software update.
- Take a picture or write down the current ROM ID in case manual update is required. The current ROM ID will determine which PASSCODE to use for MANUAL UPDATE.

i Information**You must initially perform the GDS IBU/BCM Update in Auto Mode.**

- Refer to the TSB **15-GI-001** for the tablet-based Mobile GDS ECU update procedures.
- If the IBU/BCM update starts but then fails in Auto Mode, perform the update in Manual Mode to recover.
- If Auto Mode update is not available due to unidentified ROM ID, then **DO NOT** perform the update using Manual Mode, call Techline for further instructions.

i Information

- In the ECU Upgrade screen, select IBU/BCM as the system to update.

i Information**Troubleshooting Tips**


- If there are issues with the software update or certain features not operating normally on the vehicle after the update, then perform capacitive discharged and try again.

SOFTWARE UPDATE

i Information

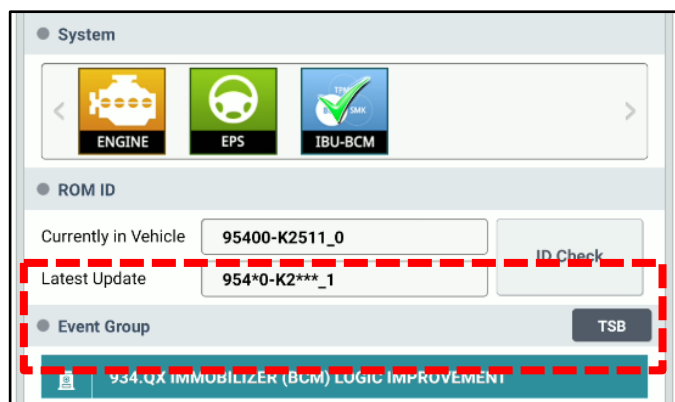
Perform the anti-theft decals installation while the BCM software is being updated.

1. Select IBU/BCM as the system to update.

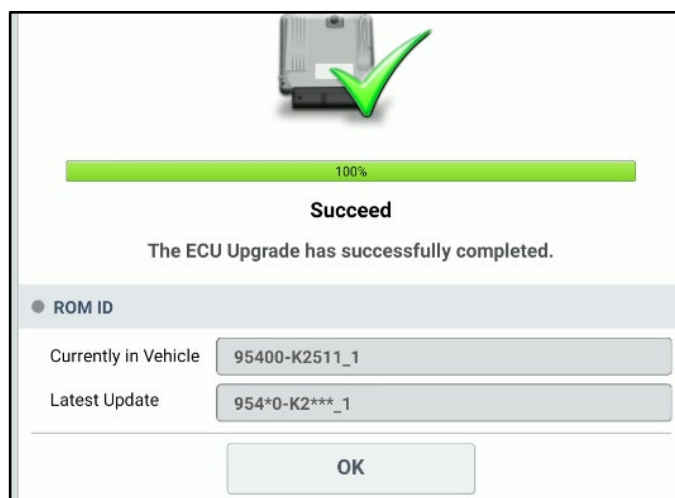


2. Select ID Check.

Check the current version of the IBU/BCM ROM ID and compare it to the ROM ID information table listed above before attempting to perform the software update.



2. Perform GDS software update. Refer to TSB **15-GI-001** for the tablet-based Mobile GDS ECU update procedures.
3. While the software is updating, perform the anti-theft decals installation as outlined on page 7.
4. Ensure the software update was successful with the latest ROM ID.




5. After the software has updated, check for Diagnostic Trouble Codes in the **ALL** menus and erase any DTC.
6. Software update complete.

ANTI-THEFT DECALS INSTALLATION


***i* Information**

Perform the anti-theft decals installation while the BCM software is being updated.

1. Print the last page of this TSB, as it is the template to assist with the decals installation.
2. Fold the template from the bottom upward to the solid line.



3. Cut out the two rectangles.



4. Roll both the front driver and passenger windows to the upmost position.

- 5. Use rubbing alcohol and a new rag to clean the inside lower left corner of the front driver side window, and lower right corner of the front passenger side window.



NOTICE

The anti-theft decals can be installed over a tinted window film.



- 6. Align the template edge approximately 1/4" next to the existing label's/decals edge.

Use masking tape to tape down the template onto the glass and door panel.



7. Tear/Cut two anti-theft decals from the roll.





8. Without touching the bottom (glue side) of the decal, carefully pull back the paper side halfway and align it within the cut-out rectangle template.

Use thumb to firmly press the decal down onto the window glass.

NOTICE

Avoid touching the bottom (glue side) of the decal as the fingerprint will reduce the adhesive strength to the window glass.



9. Remove the template.

Continue pressing down in the decal, ensuring there are no visible bubbles within the decal.

10. Repeat the steps 5-9 for the other window.

11.

STUI

Using STUI, take pictures of both the driver and passenger anti-theft decals on the front windows with a piece of paper including the last 6 digits of the VIN and date of the repair. Upload the photos to STUI.

NOTICE

If the window is tinted with a non-legal shade, inform the customer of the possible poor visibility of the anti-theft decals.

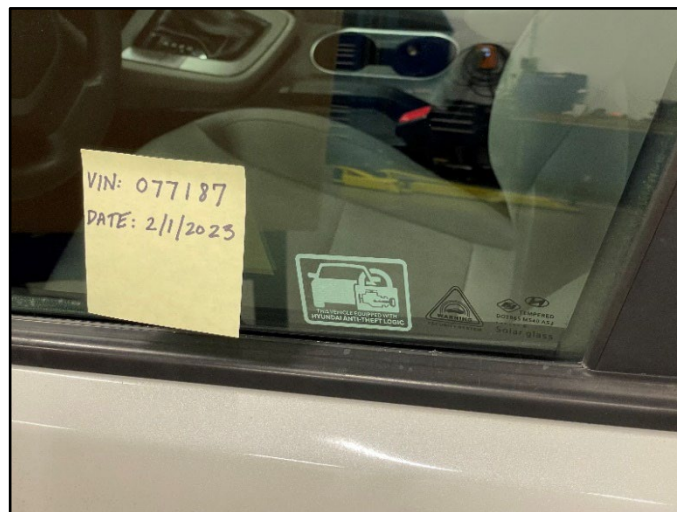
NOTICE

The anti-theft decal template can be reused for all models.

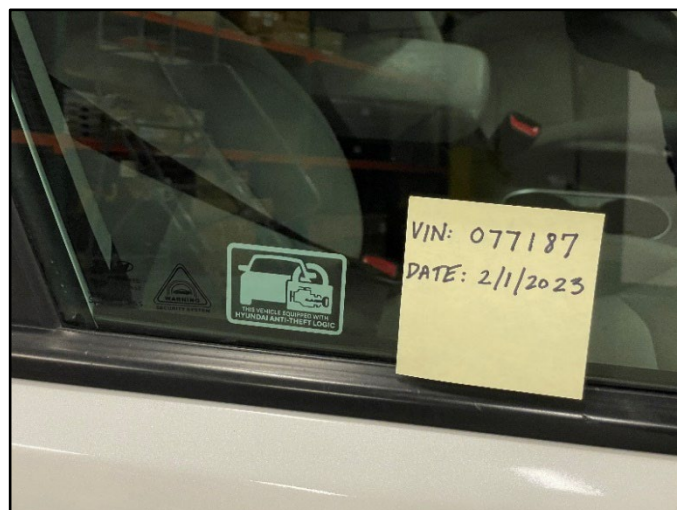
NOTICE

Once the upgrade procedure has been completed, the key fob buttons to lock and unlock the vehicle are required to activate/deactivate the anti-theft system. After using the key fob to activate the anti-theft system, the key fob must be used to first disarm the system prior to attempting to start the vehicle.

Driver Front Window



Passenger Front Window

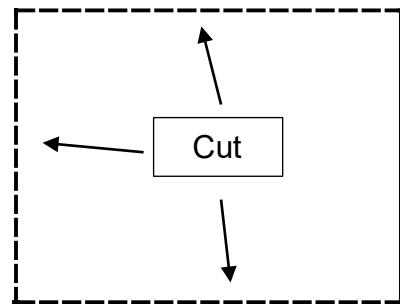
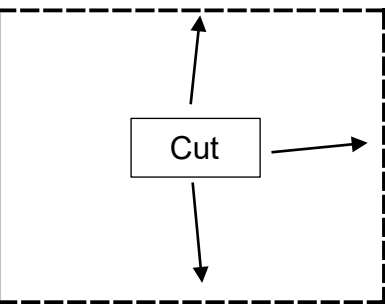


ANTI-THEFT DECALS INSTALLATION TEMPLATE

1. Fold the bottom of the page upward at the solid line as indicated below.
2. Cut the two rectangles out as indicated below.
3. Align the template closely, approximately $\frac{1}{4}$ " to the existing label's edge.
4. Use masking tape to tape down the template onto the glass and door panel.
5. Carefully peel the anti-theft decal paper side halfway and align it to the template.
6. Use thumb to firmly press the label down onto the window glass.
7. Ensure there are no visible bubbles within the decal.

Driver Side

Passenger Side



Fold

