

Accord CAN Gateway Errors DTC B2B05-92 and Code K201

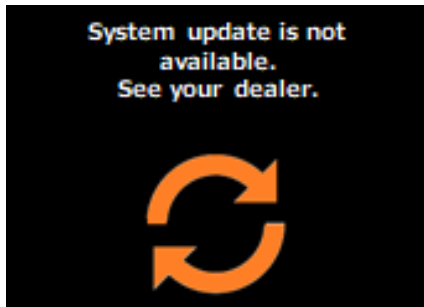
AFFECTED VEHICLES

Year	Model	Trim Level	VIN Range
2023	Accord	ALL	ALL

SYMPTOM

Some customers experience the following errors: DTC B2B05-92 and Code K201. These errors will prevent System Updates from functioning.

In all trims, the message “System update is not available. See your dealer” may appear in the gauge. When i-HDS is used to perform an All DTC Scan, the DTC B2B05-92 will be returned.



In Hybrid trims, the audio unit may also display Code K201.



POSSIBLE CAUSE

A software issue in the Telematics unit causing the error to occur. Under certain conditions, if the Power Mode is set to Off while a software update is preparing for installation, the DTC and Code can appear.

CUSTOMER INFORMATION: The information in this bulletin is intended for use only by skilled technicians who have the proper tools, equipment, and training to correctly and safely maintain your vehicle. These procedures should not be attempted by “do-it-yourselfers,” and you should not assume this bulletin applies to your vehicle, or that your vehicle has the condition described. To determine whether this information applies, contact an authorized Honda automobile dealer.

CORRECTIVE ACTION

Restart the OTA System, then update the Telematics unit to the latest software version. If the software is up to date, and the DTC returns, follow the trouble shooting steps for DTC B2B05-92.

WARRANTY CLAIM INFORMATION

The normal warranty applies.

Operation Number	Description	Flat Rate Time	Defect Code	Symptom Code	Template ID	Failed Part Number
0545A2	Restart the OTA System (includes DTC check and clear)	0.2 hr	03214	03217	A23045A	8B100-30A-A71
C	Update the Telematics unit.	0.2 hr				

Skill Level: Repair Technician

SOFTWARE INFORMATION

NOTE: Unnecessary or incorrect repairs resulting from a failure to update the diagnostic and reprogramming software are not covered under warranty.

Before beginning the repair, make sure all diagnostic and reprogramming software are updated as listed.

i-HDS Software Version	1.008.008 or later
HDS Software Version	3.105.009 or later
Honda ECU Reprogramming	3.4.0.0 or later

For more information about updating vehicle systems, refer to service bulletin **22-100**, *Updating Control Units/Modules with the ECU Reprogramming Application*.

Update only the systems and software listed in this service bulletin.

Do not use the MongoosePRO VCI for this service bulletin as it is not an American Honda-approved device.

Year/Model	Vehicle System	Program ID (or later)
2023 Accord ALL	TCU	8B010-30A-A030

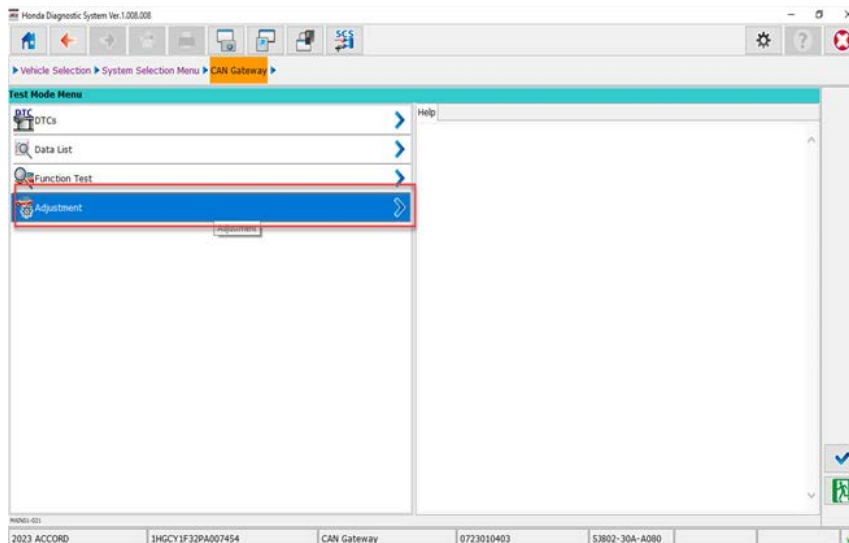
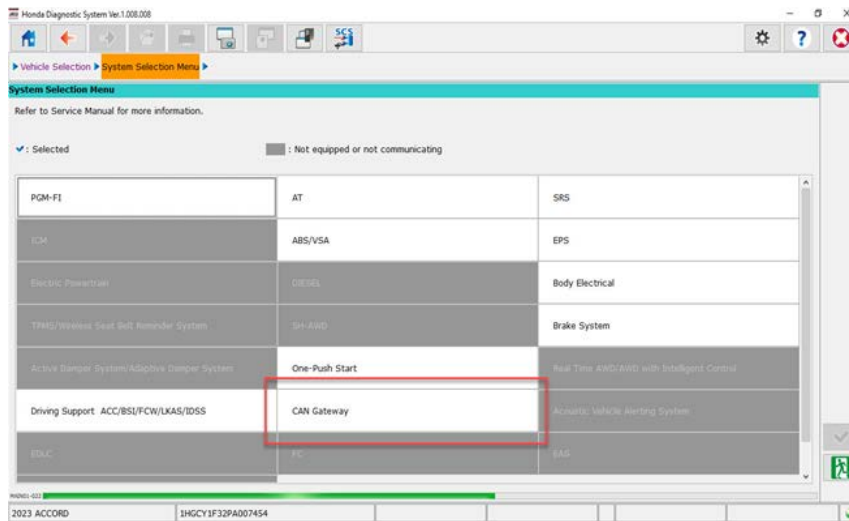
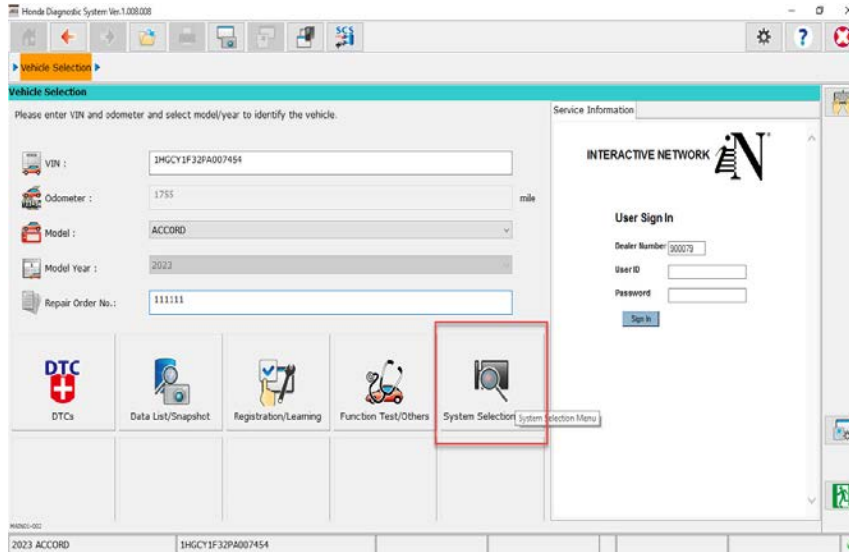
REPAIR PROCEDURE

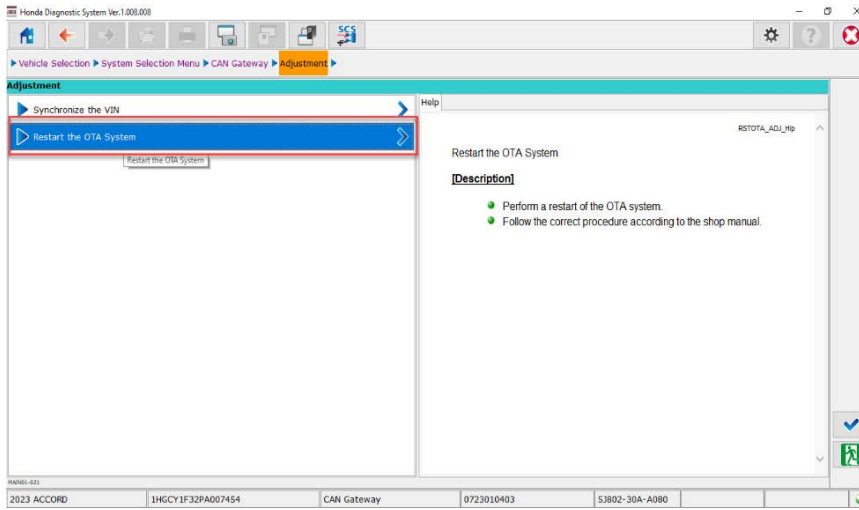
NOTE:

- Restart the OTA System, then update the Telematics Unit to the latest software version.
- If the software is up to date and the code reappears, follow the troubleshooting steps for DTC B2B05-92.
 - Use iHDS to connect to the vehicle.
 - Do an **All DTC Scan**.
 - Do an **All DTC Clear**.

4. Restart the OTA System.

NOTE: The pathway should be as follows: **System Selection Menu > CAN Gateway > Adjustment > Restart the OTA System**





5. Use the ECU Reprogramming to perform a software update on the TCU.

NOTE:

- For more information about updating vehicle systems, refer to service bulletin 22-100, *Updating Control Units/Modules with the ECU Reprogramming Application*.
- If the software is up to date and the code reappears, follow the troubleshooting steps for DTC B2B05-92.

END