

STAR ONLINE PUBLICATION

Case Number: S2008000132 - Rev. D

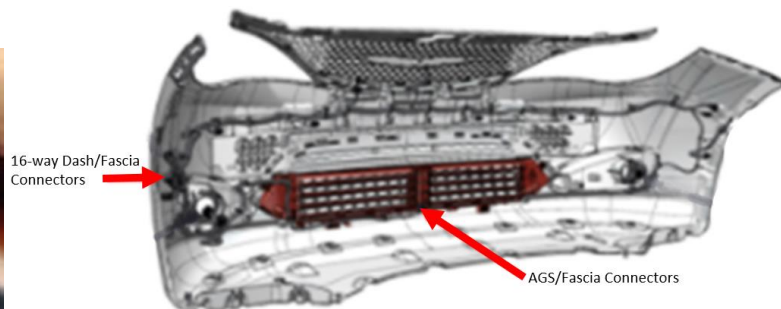
Release Date: April 2023

Symptom/Vehicle Issue: Malfunction Indicator Lamp Illuminated. U11E9 Lost Communication With AGS. Ambient Air Temp Incorrectly Displayed. P0070 And P0073 Set For Ambient Air Temp Sensor

Discussion: Damaged and/or corroded harnesses/connectors may cause a U11E9 loss of communication with fully functioning AGS units. As well as Ambient Air Temperatures Sensor DTC's P0070-11, P0070-15 and P0073. And DTC's related to the Fog Lamp and Front Side Markers.

Diagnosis: When the Malfunction Indicator Lamp (MIL) is on and AGS DTC U11E9 – Lost Communication with AGS is active or stored, do not automatically replace the AGS.


1. Inspect the wiring near the 16-way XY101A Dash to Fascia Connector for nicks and cuts. Also disconnect the connector and inspect for corrosion and terminal pushout.





This document does not authorize warranty repairs. This communication documents a record of past experiences. STAR Online does not provide any conclusions about what is wrong with the vehicle. Rather, it captures all previous cases known that appear to be similar or related to the vehicle symptom / condition. You are the expert, and you are responsible for deciding on the appropriate course of action.

Contact STAR Center, or your Technical Assistance Center Via TechCONNECT or eCONTACT ticket if no solution is found

STAR ONLINE PUBLICATION



16-Way XY101A Inline Connector Damage




Corroded/Damaged Harness Near 16-Way Connector

This document does not authorize warranty repairs. This communication documents a record of past experiences. STAR Online does not provide any conclusions about what is wrong with the vehicle. Rather, it captures all previous cases known that appear to be similar or related to the vehicle symptom / condition. You are the expert, and you are responsible for deciding on the appropriate course of action.

Contact STAR Center, or your Technical Assistance Center Via TechCONNECT or eCONTACT ticket if no solution is found

STAR ONLINE PUBLICATION



Terminal Pushout on Inline Connector

2. The G917 ground located under the battery may be corroded creating high resistance. Water intrusion from the dash side connector could migrate to the ground, gather, and cause corrosion behind the sealed ground eyelet.



Ground and Inline Locations



G917 Location

This document does not authorize warranty repairs. This communication documents a record of past experiences. STAR Online does not provide any conclusions about what is wrong with the vehicle. Rather, it captures all previous cases known that appear to be similar or related to the vehicle symptom / condition. You are the expert, and you are responsible for deciding on the appropriate course of action.

Contact STAR Center, or your Technical Assistance Center Via TechCONNECT or eCONTACT ticket if no solution is found

STAR ONLINE PUBLICATION

3. Disconnect the AGS to fascia/dash connectors and inspect for damage and corrosion.



Active Grill Shutter Connection Damage/Corrosion

4. Inspect the Fog Lamp housings and Side Marker Lamp housings for water intrusion which may cause a short within the harness. Water intrusion of the Front Fog and Side Marker Lamp Connectors has also been found in the field.

Repair:

1. If corrosion, damage, or terminal pushout is present at the XY101A connector. Use connector kit 68497543AA to repair the 16-way Dash side connector and replace the Fascia side harness. A connector repair kit 68500834AA for the fascia side connector is also available. But due to the various possible issues described, fascia harness replacement is recommended.

If multiple issues are found with either harness. The harnesses should be replaced instead of attempting to repair.

This document does not authorize warranty repairs. This communication documents a record of past experiences. STAR Online does not provide any conclusions about what is wrong with the vehicle. Rather, it captures all previous cases known that appear to be similar or related to the vehicle symptom / condition. You are the expert, and you are responsible for deciding on the appropriate course of action.

Contact STAR Center, or your Technical Assistance Center Via TechCONNECT or eCONTACT ticket if no solution is found

STAR ONLINE PUBLICATION

2. If the G917 ground is corroded and high resistance is measured. The ground circuit should be repaired using best practices.
3. If corrosion is present in the AGS connector, replace the AGS. **Do not add dielectric grease to the AGS/fascia connectors.** If corrosion is present in the fascia connector, repair it using connector kit 68396618AB or replace the harness as necessary.
4. If water intrusion is found in either of the Fog or Front Side Marker Lamp housings, replace the Fog and/or Side Marker assemblies. If water intrusion is found in any of the connectors. Use wiring diagrams or Mopar connector repair website to locate the correct connector repair kit (varies by model year).

Note: If the corrosion or damage is found on the wiring harness, do not replace the mating connector on the AGS side. Repair wiring and retest.

Verification: Using the scan tool, erase all DTCs. Check for the DTCs to return. If DTCs return, follow the DTC flow chart procedures in Service Library.

This document does not authorize warranty repairs. This communication documents a record of past experiences. STAR Online does not provide any conclusions about what is wrong with the vehicle. Rather, it captures all previous cases known that appear to be similar or related to the vehicle symptom / condition. You are the expert, and you are responsible for deciding on the appropriate course of action.

Contact STAR Center, or your Technical Assistance Center Via TechCONNECT or eCONTACT ticket if no solution is found