

Service Update

N232401090 Power Tonneau Cover Inoperative



Release Date: May 2023

Revision: 00

Attention: This service update includes vehicles in dealer inventory and customer vehicles that return to the dealership for any reason. This bulletin will expire at the end of the involved vehicle's New Vehicle Limited Warranty period.

This field action must only be completed by GMC EV certified dealers and repairs must be performed by a technician who has successfully completed the required EV training.

For Canadian Dealers: Only GMC Dealers who have signed the GMC Electric Models Agreement and have met all the GMC HUMMER EV-specific training, tools, and equipment requirements are eligible to complete the repair. Any Dealer unsure of their eligibility status should immediately review with their District Service Manager.

Make	Model	Model Year		RPO	Description
		From	To		
GMC	HUMMER EV	2022	2023	5KM	Accessory Power Tonneau Cover

Involved vehicles are marked "Open" on the Investigate Vehicle History screen in GM Global Warranty Management system. This site should always be checked to confirm vehicle involvement prior to beginning any required inspections and/or repairs.

Condition	On certain 2022-2023 model year GMC HUMMER EV vehicles, equipped with an accessory power tonneau cover (RPO 5KM), the power tonneau cover may be inoperative.
Correction	Dealers are to replace the electronic control unit.

Parts

Quantity	Part Name	Part No.
1	Electronic Control Unit	86575630

It is estimated that there are only 724 involved vehicles that will require parts being replaced. **Due to the small number of vehicles anticipated that will need this repair and the limited initial parts availability, dealers are encouraged not to order these parts for use as shelf stock.**

Reminder: Parts may be removed from Retail Inventory Management (RIM). Dealers should review the affected parts to confirm RIM managed status. Parts may have quantity limiters in effect.

Warranty Information

Labor Operation	Description	Labor Time	Trans. Type	Net Item
9106784	Inspect Only – No Further Action Required	0.3	ZFAT	N/A
9106785	Replace Electronic Control Unit (ECU)	0.5	ZFAT	N/A

Service Procedure



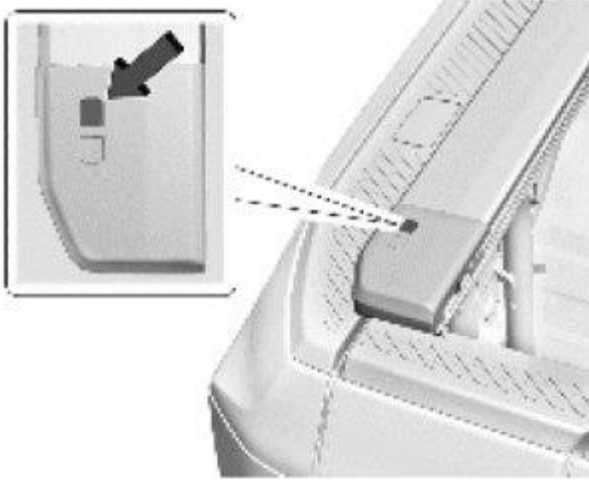
6325291

Service Update

N232401090 Power Tonneau Cover Inoperative




1. Open the tonneau cover to allow access to the Electronic Control Unit (ECU) located on the left side of the canister mounted near the front of the pickup box.




6325296

- Press the front button on the tonneau cover side rail to open the cover.



6325300

- If the power tonneau cover does not operate, **push** the motor clutch button located at right side of the canister to disengage the motor. Then push the cover slats forward.



6325304

Service Update

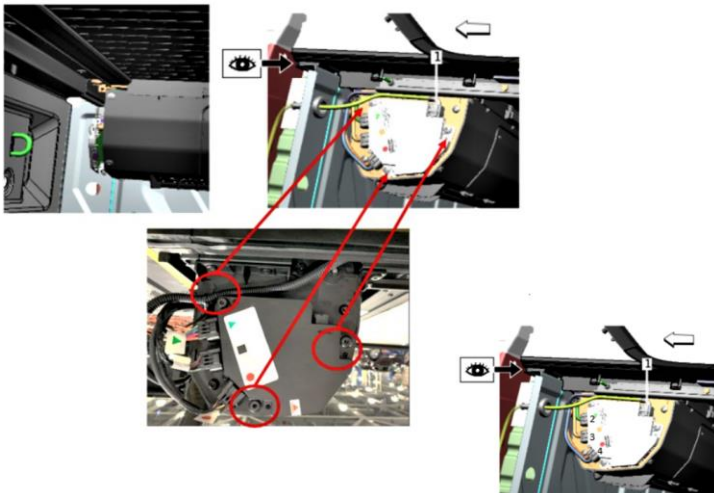
N232401090 Power Tonneau Cover Inoperative



6325306

TIP: The use of a mechanics mirror will aid in checking for the part number sticker.

2. Inspect the Electronic Control Unit for a sticker containing the part number 86575630 as shown.
 - If the ECU has the part number sticker 86575630, no further action is required.
 - If the ECU does not have the part number sticker 86575630, proceed to step #3.
3. Remove the existing ECU and replace it with the new service part identified in the part table above.



60211413

- Disconnect the NEGATIVE battery cable. Refer to *Battery Negative Cable Disconnection and Connection* in SI.
 - Remove the three 6mm screws that hold the ECU to the canister using a 4mm Allen wrench.
 - Disconnect 4 electrical connectors. 3 on the back and one on the top with rubber boot. Connectors have a lock lever on the side to release them.
4. Install new ECU with part number 86575630.
 - Connect the 4 electrical connectors. Match the symbols on the wires to the symbols on the side of the ECU. Make sure harnesses are snapped in completely by pulling on them.
 - Mount the ECU to the canister using three 6mm hex screws.
 - Connect the NEGATIVE battery cable. Refer to *Battery Negative Cable Disconnection and Connection* in SI.

Service Update

N232401090 Power Tonneau Cover Inoperative



5. Calibrate the tonneau cover as follows:

- Unlock the passenger doors and open the endgate.
- Ensure the motor clutch is engaged and pulled out completely.
- Press and hold both buttons (open/close) for 10 seconds until the lights on the motor pulses and the cover begins to cycle. Then release buttons.
- The cover will open and close twice automatically until calibration is complete.
- If required, reference *Power Tonneau Cover Malfunction* in SI for any further calibration assistance.

Dealer Responsibility

Whenever a vehicle subject to this service update enters your vehicle inventory or is in your facility for service in the future, and the vehicle is still covered under the New Vehicle Limited Warranty, you must take the steps necessary to be sure the service update correction has been made before selling or releasing the vehicle.

All new, used, GM Certified Used, courtesy transportation vehicles, dealer shuttle vehicles, etc. in dealers' possession and subject to this bulletin must be held and inspected/repared per the service procedure of this bulletin before customers take possession of these vehicles. Involved vehicles must be held and not delivered to customers, dealer-traded, released to auction, used for demonstration, or any other purpose.

All GM Certified Used vehicles currently in the dealers' inventory within the Certified Pre-Owned Inventory System (CPOIS) will be de-certified and must be held and remedied per the service procedure in this bulletin. Upon submitting an accepted/paid warranty transaction in the Global Warranty Management (GWM) system, the vehicle can be re-certified for sale within the CPOIS system, or once again be used in the CTP program.

Dealer Reports – For USA & Export

The Inventory tab of the Open Vehicle Report will contain Service Update Bulletin VINs that apply to this field action. This information is intended to assist dealers with the **PROMPT COMPLETION** of these vehicles. The Customer In-Service tab will not contain Service Update Bulletin VIN data because the intent of a Service Update Bulletin is to not inconvenience a customer with a special trip for service. Service Update Bulletins are to be completed when the customer is in for a regularly scheduled visit.



GLOBAL SAFETY FIELD INVESTIGATIONS
DCS6549
URGENT - DISTRIBUTE IMMEDIATELY

Date: May 1, 2023

Subject: N232401090 - Service Update
Power Tonneau Cover Inoperative

Models: 2022-2023 GMC HUMMER EV
Equipped with Accessory Power Tonneau Cover (RPO 5KM)

To: All General Motors Dealers

General Motors is releasing Service Update N232401090 today. The total number of U.S. vehicles involved is 716. Please see the attached bulletin for details.

Global Warranty Management (GWM)

The Required Field Action section on the Investigate Vehicle History (IVH) screen will be updated May 1, 2023. A list of vehicles in dealer inventory is attached to this message.

END OF MESSAGE

GLOBAL SAFETY FIELD INVESTIGATIONS