

MAS003440 MCL 23-02

CIRCULAR LETTER

FROM: Maserati TSO

TO: Maserati Network



Maserati

PERSONAL SERVICE LAB

MASTERS OF CARE

TECHNICAL SERVICE OPERATIONS

New Radio Software Repository



DATE: MARCH 18 2023

Announcing a new repository location for all Maserati infotainment software updates (past and present). **This new repository location does not store Navigation Map Updates.**

All Maserati infotainment software update files have been migrated from the "Thron" (4ME website) to ModisCS+ via the SOFTWARE DOWNLOAD section. (AFTERSALES ► TECHNICAL ASSISTANT ► SOFTWARE DOWNLOAD).

This allows easier access to all software as well as providing future news and updates and improve Download speeds.

In Modis, all software packages are available to cover most Maserati vehicles (for example: R1, VOLTA, LEO, GARMIN, NIT, and HFM) **Please carefully read the following instructions for details on how to search for a specific file including info regarding file naming/labeling and archive structure in Modis.**

Contact your Regional AfterSales Manager (RAM) or the Technical Support Helpdesk if you have any questions. (MaseratiTechsupport@maserati.com)

Thank You for your continued support and cooperation.

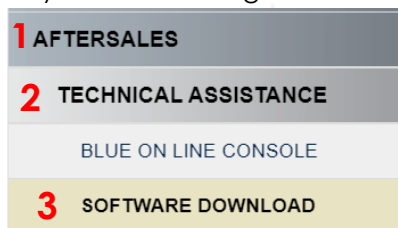
Maserati Americas
Aftersales Dept.

Overview

ATTENTION: ModisCS+ serves as a repository for ALL markets throughout the entire world. Take care and pay close attention to downloading the correct file for your market and specific vehicle.

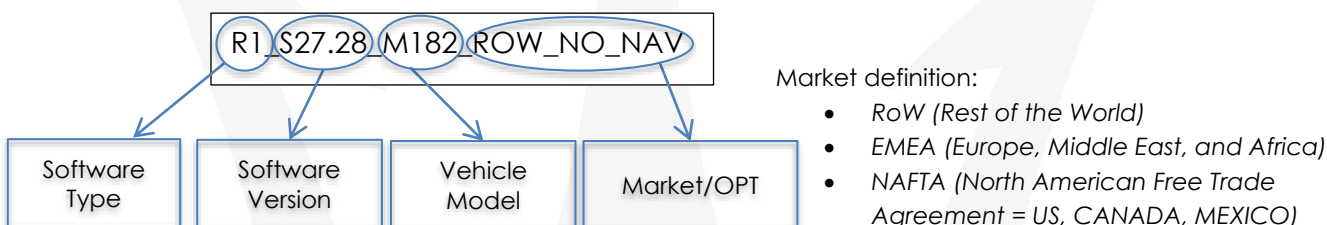
(For example, US and CANADA file names have "NAFTA" or "AMERICA" within the file name. If there is any doubt as to which sw file you need, please contact technical support for assistance.)

To access the new repository location. Navigate to the following menu sections in Modis:



Software Archive Structure

Files have been labeled to clarify software levels, vehicle models, and markets involved:



Only install the software intended for the specific model for the specific area market, according to the instructions in the various bulletins published in Modis.

Maserati will not be held responsible for malfunctions related to incorrect software installations.

Types of infotainment systems and software structure installed in Maserati vehicles:

- 1. MIA (Maserati Intelligent Assistant)** Vehicles from MY21 and newer. (ETM)
 - Software updates are defined and labeled as "R1".
- 2. Harman MTC+ (Maserati Touch Control Plus)** Vehicles from MY17 to MY20
Also known as the Entertainment Telematics Module (ETM)
 - VOLTA** → Software for models released from MY18 to MY20, and MY17 sedans
 - LEO** → Software for Levante (M161) MY17 without SGW (Security Gateway)
- 3. Panasonic MTC (Maserati Touch Control)** M15x vehicles from MY14 to MY16
Also known as the Telematics Gateway Module (TGW)
 - Software update files are labeled as "GARMIN"
 - HFM (Hands-Free Module...AKA Bluetooth module)** software updates for the HFM.

NOTE: Vehicles with TGW are equipped with a separate Bluetooth Module (HFM).

- 4. NIT (Nodo Infotainment)** Magneti Marelli vehicles with Bluetooth (Hardware 8.0 and 8.1)

Attention: The following instructions are to serve as a **general guide** on how to download and install Maserati infotainment SW updates from Modis! Always follow the instructions in the bulletin related to the intended software update file.

MIA “R1” Software update

Code	Publish Date	System	Note	Download
R1_S27.28_M182_ROW_NO_NAV	11/01/2023	Software Radio R1	R1_S27.28_M182_ROW_NO_NAV	+
R1_S27.28_M182_ROW_NAV	10/01/2023	Software Radio R1	R1_S27.28_M182_ROW_NAV	+
R1_S27.10_MC20_ROW_NAV_(NO_SASO)	22/12/2022	Software Radio R1	R1_S27.10_MC20_ROW_NAV_(NO_SASO)	+
R1_S27.10_MC20_EMEA_NAV	22/12/2022	Software Radio R1	R1_S27.10_MC20_EMEA_NAV	+
R1_S27.10_MC20_JAPAN_NAV	22/12/2022	Software Radio R1	R1_S27.10_MC20_JAPAN_NAV	+
R1_S27.28_M182_JAPAN	22/12/2022	Software Radio R1	R1_S27.28_M182_JAPAN	+
R1_S27.10_MC20_NAFTA_NAV	22/12/2022	Software Radio R1	R1_S27.10_MC20_NAFTA_NAV	+
R1_S26.18_M182_CHINA	15/12/2022	Software Radio R1	R1_S26.18_M182_CHINA	+
R1_S24.31_M182_AMERICA	13/12/2022	Software Radio R1	R1_S24.31_M182_AMERICA	+
R1_S24P2_M182_EMEA_NO_NAV	30/11/2022	Software Radio R1	R1_S24P2_M182_EMEA_NO_NAV	+
R1_S24P2_M182_EMEA_NAV	30/11/2022	Software Radio R1	R1_S24P2_M182_EMEA_NAV	+
R1_S27.10_MC20_KOREA	09/11/2022	Software Radio R1	R1_S27.10_MC20_KOREA	+
R1_S27.10_M15X-M161_AMERICA	27/10/2022	Software Radio R1	R1_S27.10_M15X-M161_AMERICA	+
R1_S26.12_M15X-M161_CHINA	04/08/2022	Software Radio R1	R1_S26.12_M15X-M161_CHINA	+
R1_S26.8_M15X-M161_JAPAN	29/06/2022	Software Radio R1	R1_S26.8_M15X-M161_JAPAN	+
R1_S26.8_M15X-M161_KOREA	29/06/2022	Software Radio R1	R1_S26.8_M15X-M161_KOREA	+
R1_S26.8_M15X-M161_HONG_KONG	29/06/2022	Software Radio R1	R1_S26.8_M15X-M161_HONG_KONG	+

NOTE: R1 Sw update file sizes are over 18GB. Recommend using High-Speed Internet (25 Mbps or above) hardwired to download the Sw Update to avoid download interruptions.

1. Follow the instructions via various bulletins published in ModisCS+ for R1 software updates. Download the correct software file for the intended model of vehicle and market...

Example: R1_S27.10_MC20_NAFTA_NAV -> R1 software exclusively for MC20 in NAFTA market vehicles equipped with a navigation system.

2. Copy the Zip file into an empty USB Flash Drive formatted to NTFS only. **DO NOT** unzip or modify the Sw Update File. The file **MUST** be copied into an empty Flash Drive as downloaded from the MODIS platform.
 - Use only "certified" USB 3.0/3.2 Flash Drives (Sandisk, Verbatim, Kingston, Transcend, etc.) of at least 64 GB in capacity formatted to NTFS.
3. Follow the instructions in the R1 software update **campaign bulletins** to install the software in the ETM.

Example: MAS002991 and MAS003396 or search “R1” in the SAT BULLETIN “Title” field.

WARNING: Do not install software not indicated in the campaign or intended for other models/markets, unless expressly indicated by HQ/BOL. *

*Maserati shall not be held liable for malfunctions related to incorrect Software installations.

Harman MTC+ “VOLTA” Software update

Code	Publish Date	System	Note	Download
LEO_7.6_M161_MY17_EMEA	01/01/2020	Software Radio Harman	LEO_7.6_M161_MY17_EMEA	Download
VOLTA6_19.48.00_M15X-M161_MY17-19-20_EMEA	01/01/2020	Software Radio Harman	VOLTA6_19.48.00_M15X-M161_MY17-19-20_EMEA	Download
VOLTA6_19.44.00_M15X-M161_MY18_EMEA	01/01/2020	Software Radio Harman	VOLTA6_19.44.00_M15X-M161_MY18_EMEA	Download
18.09.50_GT_GC_EMEA	01/01/2020	Software Radio Harman	18.09.50_GT_GC_EMEA	Download

NOTE: VOLTA Sw update file sizes are over 2GB. Recommend using High-Speed Internet (25 Mbps or above) hardwired to download the Sw Update to avoid download interruptions.

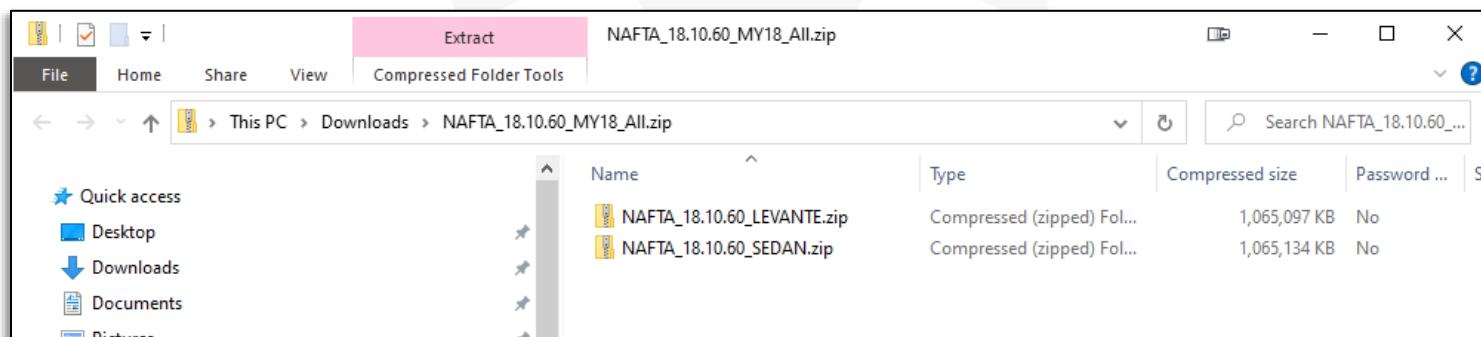
1. Identify and download the correct software file for the intended vehicle. (Review Bulletin **MAS002199_B** for detailed instructions)

Example: VOLTA6_19.44.00_M15X-M161_MY18_NAFTA -> VOLTA6 software exclusively for M15x and M161 vehicles in the NAFTA market.

NOTE: It is recommended to download the ZIP file to the PC desktop first before extracting the internal files to the flash drive.

2. Unzip the zip file and extract the files into an empty 3.0 USB Flash Drive formatted to NTFS.
 - Use only an 8GB or larger in capacity Sandisk, Verbatim, Kingston, or Transcend “3.0 Certified” (Blue contact plate) USB FLASH Drive formatted to NTFS.
3. Continue with the installation per Bulletin “**MAS002199_B - MCL 20-05 - New ETM Software Volta 6_ and Diagnostic Guide_**” to install the software in the ETM.

NOTE: The “18.10.60_M15X-M161_MY18_NAFTA” file in Modis contains multiple files within a single download. (One for M15x and one for M161 vehicles)



MTC “GARMIN” Software update

Code	Publish Date	System	Note	Download
LEO_7.6_M161_MY17_EMEA	01/01/2020	Software Radio Harman	LEO_7.6_M161_MY17_EMEA	Download
VOLTA6_19.48.00_M15X-M161_MY17-19-20_EMEA	01/01/2020	Software Radio Harman	VOLTA6_19.48.00_M15X-M161_MY17-19-20_EMEA	Download
VOLTA6_19.44.00_M15X-M161_MY18_EMEA	01/01/2020	Software Radio Harman	VOLTA6_19.44.00_M15X-M161_MY18_EMEA	Download
18.09.50_GT_GC_EMEA	01/01/2020	Software Radio Harman	18.09.50_GT_GC_EMEA	Download
GARMIN_5.19_M15X_MY14-15	01/12/2019	TGW Panasonic	GARMIN_5.19_M15X_MY14-15	Download
GARMIN_6.25_M15X_MY14-15	01/12/2019	TGW Panasonic	GARMIN_6.25_M15X_MY14-15	Download

Use bulletin [MAS000737- MTB_212A_Navigation \(TGW\)_ System _Software_Update_Campaign_260](#) as a guide to install and update software for the TGW map update.

NOTE: Software update files in Modis are labeled “GARMIN”. They have no relation to GARMIN Navigation Map updates.

HFM Software update

Code	Publish Date	System	Note	Download
17.21.01	27/11/2017	HFM USA	Software for HFM Module – USA – 17.21.01	Download
17.21.01	27/11/2017	HFM ASIA	Software for HFM Module – ASIA – 17.21.01	Download
17.21.01	27/11/2017	HFM OTHER	Software for HFM Module – OTHER – 17.21.01	Download

Use bulletin [MAS000650_US - MTB_207A_HFM_Software_Update_Service_Campaign_266](#) as a guide to install and update software for the HFM.

NIT Software update

Use bulletin [9900000001863_US MTB_201214_Marelli_SW_NR2](#) as a guide to install and update software for The NIT.