



GROUP	MODEL
Voluntary Service Campaign	2022-2023MY Telluride (ON)
NUMBER	DATE
SC254 (Rev 1, 04/18/2023)	January 2023

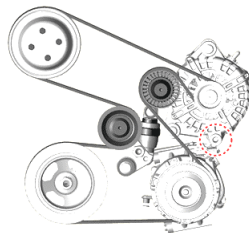
VOLUNTARY SERVICE CAMPAIGN

DRIVE BELT INSPECTION/REPLACEMENT (SC254)

NOTICE

This bulletin has been revised to include additional information. New/revised sections of this bulletin are indicated by a black bar in the margin area.

This bulletin provides information to inspect and if necessary, replace the v-ribbed drive belt on certain 2022-2023MY Telluride (ON) vehicles produced from September 10, 2021 through November 17, 2022*. The subject vehicles may have been produced with a drive belt that was not manufactured to Kia's specifications. Drive belts not manufactured to Kia's specifications may prematurely loosen or become damaged. A loose or damaged drive belt may result in a loss of A/C function and/or illumination of the battery light. If the vehicle continues to be driven after these warnings occur, potential overheating of the vehicle's engine may result. Follow the procedure outlined in this publication to inspect and, if necessary, replace the drive belt. Before conducting the procedure, verify that the vehicle is included in the list of affected VINs.



*Note: Not ALL vehicles produced within the specified production date range are affected by this service campaign.

NOTICE

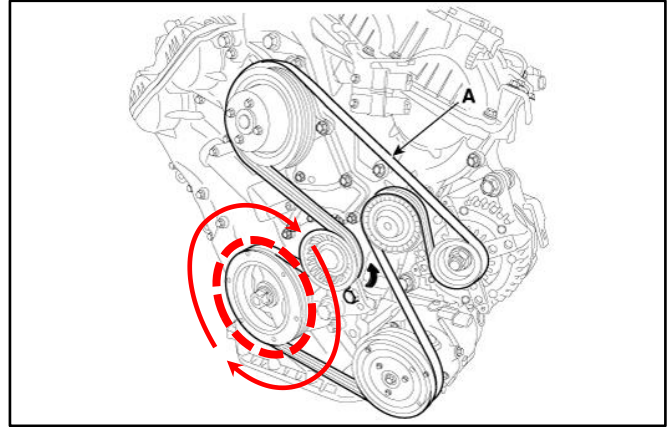
To assure complete customer satisfaction, always remember to refer to WebDCS Warranty Coverage (validation) Inquiry Screen (Service → Warranty Coverage → Warranty Coverage Inquiry) for a list of any additional campaigns that may need to be performed on the vehicle before returning it to the customer.

Inspection & Replacement Procedure:

1. Open the hood.
2. Using the SST Crank Rotator Wrench (KQ231 2T102QQK) or equivalent tool, slowly rotate the crankshaft pulley clockwise until the **lot date** on the drive belt (A) is visible.

NOTICE

The lot date/number is printed in white text.



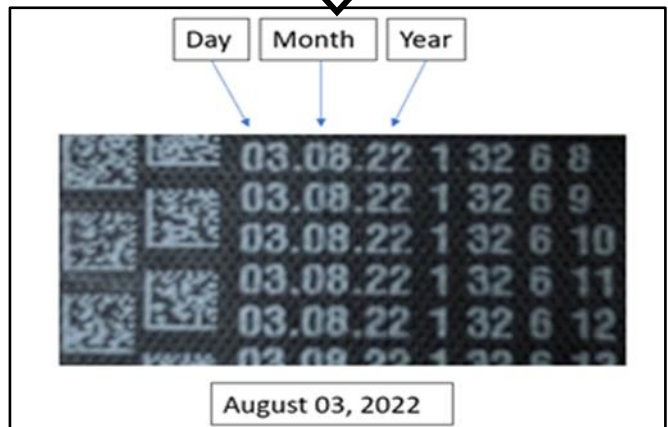


3. Record the drive belt manufacturing date as shown on the belt.

Note: The lot date is formatted as follows:

DAY . MONTH . YEAR

IMPORTANT

When recording the lot number date, ensure to write the date in the order shown on the belt in the repair comments when submitted for warranty.



4. If the manufacturer date is between **(NG)**:
 - **21.08.21 to 12.11.21** (August 21, 2021 to November 12, 2021) or
 - **between 29.03.22 to 25.05.22** (March 29, 2022 to May 25, 2022), then replace the drive belt with the new part by referring to "Maintenance → Drive Belt → Repair procedures" in the applicable Shop Manual on KGIS.

If the manufacturer date is between **(OK)**:


- **13.11.21 to 28.03.22** (November 13, 2021 to March 28, 2022) or
- **after 26.05.22** (May 26, 2022), then no further action is required.

SUBJECT:


V-BELT INSPECTION/REPLACEMENT (SC254)**AFFECTED VEHICLE RANGE:**

Model	Production Date Range
Telluride (ON)	September 10, 2021 to November 17, 2022

REQUIRED TOOL:

Tool Name	Figure	Part Number
Crankshaft Rotator		SST KQ231 2T102QQK

REQUIRED PART:

Part Name	Part Number	Figure	Qty.
Drive Belt (V-Ribbed)	25212 3LACOQQK		1

WARRANTY INFORMATION:**N Code: N99 C Code: C99**

Claim Type	Causal P/N	Qty.	Repair Description	Labor Op Code	Op Time	Replacement P/N	Qty.
R	25212 3LACO	0	(SC254) Drive Belt Inspection	220A18I0	0.3 M/H	N/A	0
			(SC254) Drive Belt Inspection and Replacement	220A18R0	0.7 M/H	25212 3LACOQQK	1

Note: Refer to Warranty Bulletin 2023-02 for claim submission procedures. Manually enter sublet code 'X2' for reimbursement of one roundtrip rideshare expense or up to three (3) days of rental expense, with supporting documentation.

NOTICE

VIN inquiry data for this repair is provided for tracking purposes only. Kia retailers should reference **SC254** when accessing the WebDCS system.