



STAR ONLINE PUBLICATION



Case Number: S2308000016

Release Date: February 2023

Symptom/Vehicle Issue: The ORC Will Not PROXI Align. Negative Response 0X22

Discussion: When attempting to perform a PROXI Alignment, you may receive a “Negative Response 0x22” from the Occupant Restraint Controller (ORC). This may be caused by the Bosch ORC being locked.

Repair Procedure: If any modules were replaced, first ensure you ordered and received the correct part numbers for the VIN. Then proceed with the procedure below.

Steps To Successfully PROXI Align The ORC:

1. Unlock the ORC using the Bosch “Bosch WL ORC Lock Unlock Procedure” wiTECH Guided Diagnostics routine.
2. Perform the “PROXI Configuration Alignment” for the ORC
3. Re-run the “Bosch WL ORC Lock Unlock Procedure” to lock the ORC.

Note: These steps must be completed in the order mentioned above for a successful result.

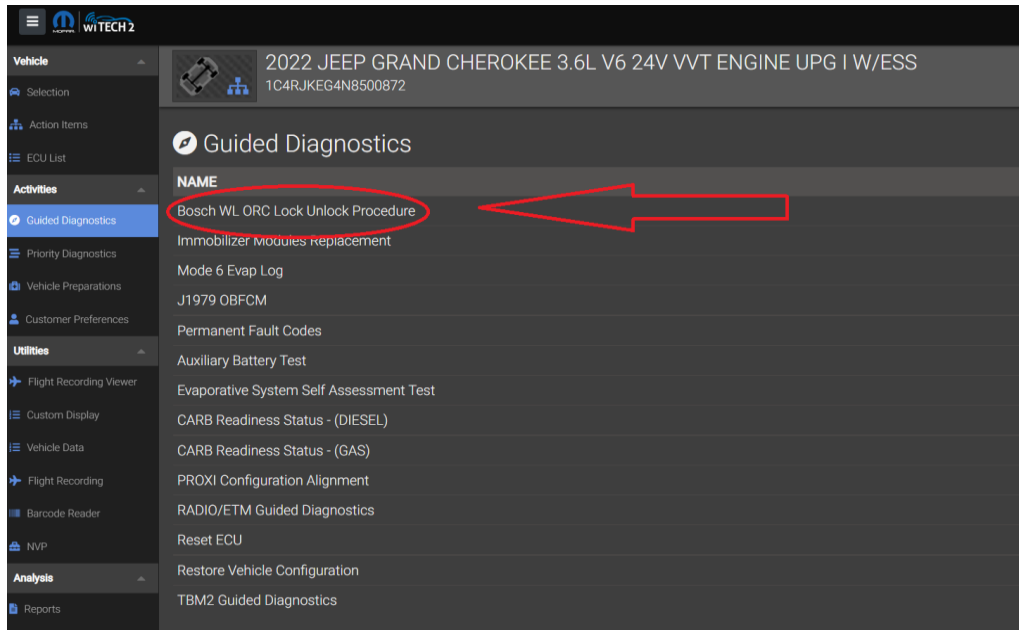
Depiction of unlock/lock procedure below

This document does not authorize warranty repairs. This communication documents a record of past experiences. STAR Online does not provide any conclusions about what is wrong with the vehicle. Rather, it captures all previous cases known that appear to be similar or related to the vehicle symptom / condition. You are the expert, and you are responsible for deciding on the appropriate course of action.

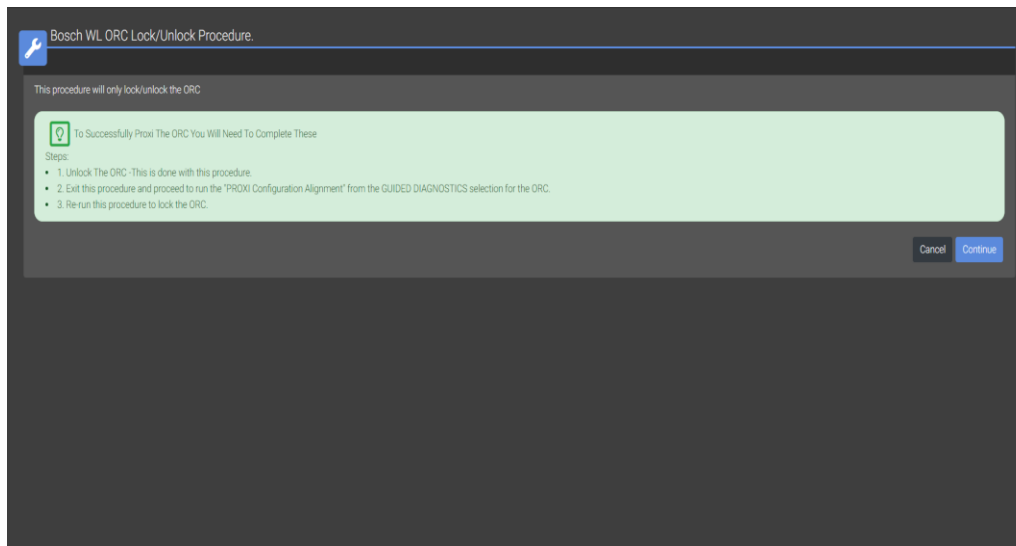
Contact STAR Center, or your Technical Assistance Center Via TechConnect, eCONTACT or Service Library entry if no solution is found.



STAR ONLINE PUBLICATION



Select “Bosch WL ORC Lock Unlock Procedure” in Guided Diagnostics



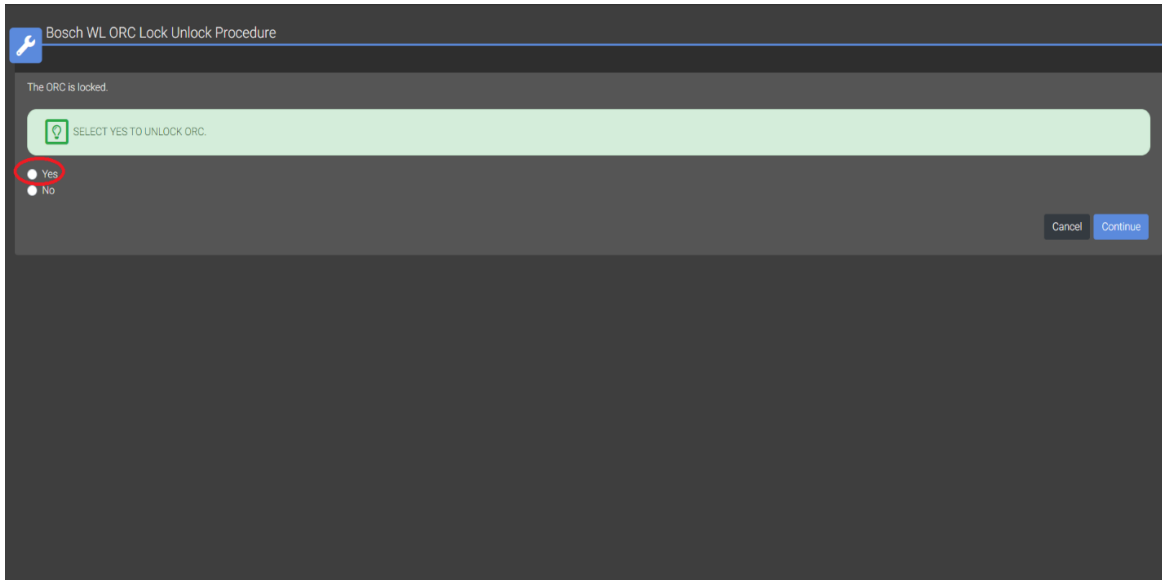
Click Continue

This document does not authorize warranty repairs. This communication documents a record of past experiences. STAR Online does not provide any conclusions about what is wrong with the vehicle. Rather, it captures all previous cases known that appear to be similar or related to the vehicle symptom / condition. You are the expert, and you are responsible for deciding on the appropriate course of action.

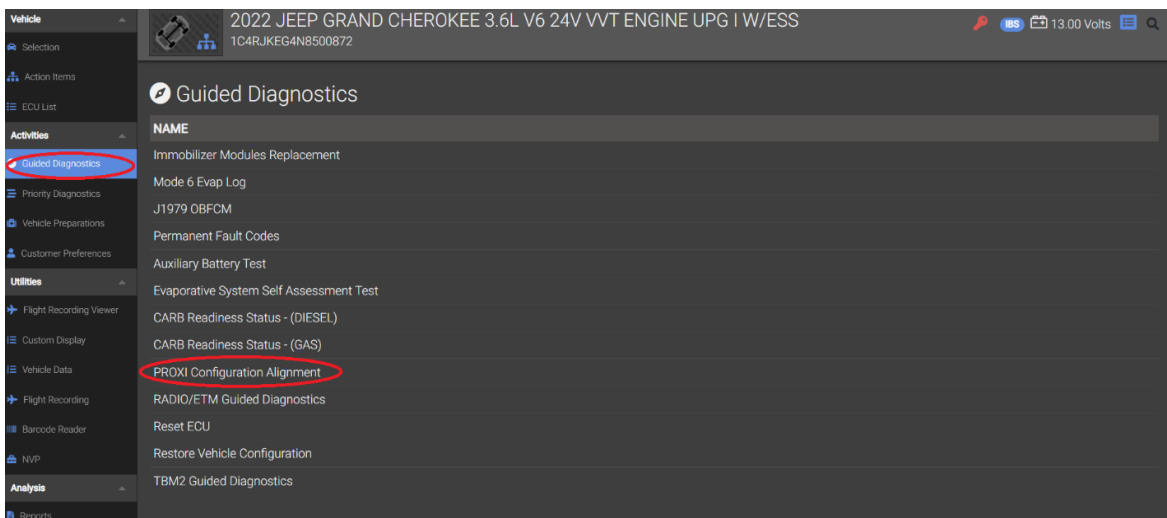
Contact STAR Center, or your Technical Assistance Center Via TechConnect, eCONTACT or Service Library entry if no solution is found.



STAR ONLINE PUBLICATION



Select “Yes” and click continue. The ORC will be Unlocked.



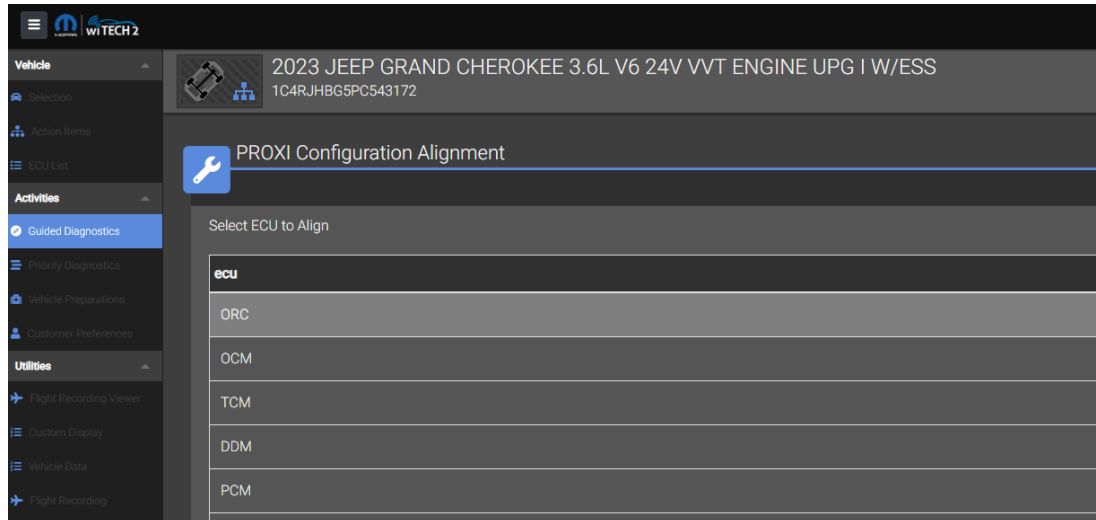
In Guided Diagnostics, Perform “PROXI Configuration Alignment”.

This document does not authorize warranty repairs. This communication documents a record of past experiences. STAR Online does not provide any conclusions about what is wrong with the vehicle. Rather, it captures all previous cases known that appear to be similar or related to the vehicle symptom / condition. You are the expert, and you are responsible for deciding on the appropriate course of action.

Contact STAR Center, or your Technical Assistance Center Via TechConnect, eCONTACT or Service Library entry if no solution is found.



STAR ONLINE PUBLICATION



Select the ORC and click Continue to perform the alignment

Once you successfully align the ORC. You need to rerun the “Bosch WL ORC Lock Unlock Procedure”. This procedure will now Lock the ORC and successfully complete the alignment.

This document does not authorize warranty repairs. This communication documents a record of past experiences. STAR Online does not provide any conclusions about what is wrong with the vehicle. Rather, it captures all previous cases known that appear to be similar or related to the vehicle symptom / condition. You are the expert, and you are responsible for deciding on the appropriate course of action.

Contact STAR Center, or your Technical Assistance Center Via TechConnect, eCONTACT or Service Library entry if no solution is found.