

Porsche Evolution – 1948-2023



The following illustrations are based on the four poster set “Evolution Porsche 1948-2006”. Throughout Porsche history, new model introductions have generally not followed the “normal” model year introduction cycle (September - August).

Combine this with varying world-wide introduction and availability, there are discrepancies in Model Year vs. Production Year from one market to another. In order to reduce any confusion, we have used the term “Period of Production” to indicate the general year of production.

Since this listing is only intended for general identification and familiarity purposes, the vehicle identification number (VIN) should be utilized to positively identify Porsche Vehicles.



Note!

Not all models listed in this reference chart were offered and/or available to the North American market.

Dr. Ing. h.c. F. Porsche AG is the owner of numerous trademarks, both registered and unregistered, including without limitation the Porsche Crest®, Porsche®, Boxster®, Carrera®, Cayenne® Cayman®, Macan®, Panamera®, Speedster®, Spyder®, Tiptronic®, VarioCam®, PCM®, PDK®, 911®, RS®, 4S®, 718®, 918 Spyder®, FOUR UNCOMPROMISED®, and the model numbers and distinctive shapes of the Porsche automobiles such as, the federally registered 911 and Boxster automobiles. The third party trademarks contained herein are the properties of their respective owners. Porsche Cars North America, Inc. believes the specifications to be correct at the time of printing. However, specifications, standard equipment and options are subject to change without notice. Some options may be unavailable when a car is built. Some vehicles may be shown with non-U.S. equipment. Please ask your authorized Porsche dealer for advice concerning the current availability of options and verify the optional equipment that you ordered. Porsche recommends seat belt usage and observance of traffic laws at all times.



AfterSales Training

Porsche Evolution

EVO 01

© 2023 Porsche Cars North America, Inc. All Rights Reserved. Reproduction or translation in whole or in part is not permitted without written authorization from publisher. AfterSales Training Publications

Dr. Ing. h.c. F. Porsche AG is the owner of numerous trademarks, both registered and unregistered, including, without limitation, the Porsche Crest®, Porsche®, Boxster®, Carrera®, Cayenne®, Cayman®, Macan®, Panamera®, Taycan®, PCM™, PDK®, 911®, 718®, 4S®, RS® and the model numbers and the distinctive shapes of the Porsche automobiles, such as the federally registered 911 and Boxster automobiles in the US. The third party trademarks contained herein are the property of their respective owners. All text, images, and other content in this publication are protected by copyright. No part of this publication may be reproduced in any form or by any means without prior written permission of Porsche Cars North America, Inc. Porsche Cars North America, Inc. and its affiliates believe the specifications to be correct at the time of printing. However, specifications, standard equipment, and options are subject to change without notice. Some options may be unavailable when any particular car is built. Some vehicles may be shown with equipment that is not available in the US or Canada. Please ask your authorized Porsche dealer for advice concerning the current availability of options and verify that your vehicle includes the optional equipment you ordered. Porsche recommends seat belt usage and observance of traffic laws at all times.

Porsche Evolution – 1948-2023



The following illustrations are based on the four poster set "Evolution Porsche 1948-2006". Throughout Porsche history, new model introductions have generally not followed the "normal" model year introduction cycle (September - August).

Combine this with varying world-wide introduction and availability, there are discrepancies in Model Year vs. Production Year from one market to another. In order to reduce any confusion, we have used the term "Period of Production" to indicate the general year of production.

Since this listing is only intended for general identification and familiarity purposes, the vehicle identification number (VIN) should be utilized to positively identify Porsche Vehicles.



Note!

Not all models listed in this reference chart were offered and/or available to the North American market.

Model Types: 356 - Nr. 1 - Roadster

Engine Displacement: 1100 cc

Period of Availability: 1948



Model Types: 356/2 - Gmünd Coupe

Engine Displacement: 1100 cc

Period of Availability: 1948-51



Model Types: 356/2 - Gmünd Cabriolet

Engine Displacement: 1100 cc

Period of Availability: 1949-50



Model Types: 356 - Coupe

Engine Displacement: 1100 cc

Period of Availability: 1950-54



Model Types: 356 - 1100/1300/1300 S/1500/1500 S - Cabriolet

Engine Displacement: 1100/1300/1500 cc

Period of Availability: 1950-55



Model Types: 356 - 1500 SL - Coupe

Engine Displacement: 1500 cc

Period of Availability: 1952



Model Types: 356 - 1500 S - America Roadster

Engine Displacement: 1500 cc

Period of Availability: 1952-53



Model Types: 356 - 1500/1500 S - Speedster

Engine Displacement: 1500 cc

Period of Availability: 1954-55



356/550 – The '50s - '60s



Model Types: 550/550 A - 1500 RS Spyder

Engine Displacement: 1500 cc

Period of Availability: 1954-57



Model Types: 356 A - 1300/S, 1500 GS Carrera, 1600 GS Carrera de Luxe, 1600/S - Coupe

Engine Displacement: 1300/1500/1600 cc

Period of Availability: 1956-59



Model Types: 356 A - 1300/S, 1500 GS Carrera, 1600 GS Carrera de Luxe, 1600/S - Cabriolet

Engine Displacement: 1300/1500/1600 cc

Period of Availability: 1956-59



Model Types: 356A - 1500 GS Carrera, 1600/1600 S - Speedster

Engine Displacement: 1500/1600 cc

Period of Availability: 1956-59



Model Types: 356 A - 1500/1600 GS Carrera - Coupe

Engine Displacement: 1500/1600 cc

Period of Availability: 1958-59



Model Types: 356 A - 1500/1600 S GT/1600 GS Carrera GT - Speedster

Engine Displacement: 1500/1600 cc

Period of Availability: 1958-59



Model Types: 356 A - 1600/1600 S - Convertible D

Engine Displacement: 1600 cc

Period of Availability: 1959



Model Types: 356 B - 1600/1600 S/Super 90/2000 GS Carrera 2 - Coupe

Engine Displacement: 1600/2000 cc

Period of Availability: 1960-63

Model Types: 356 B - 1600/1600 S/Super 90/2000 GS
Carrera 2 - Cabriolet
Engine Displacement: 1600/2000 cc
Period of Availability: 1960-63



Model Types: 356 B - 1600/1600 S - Roadster
Engine Displacement: 1600 cc
Period of Availability: 1960-63



Model Types: 356 B - 1600 GS Carrera GTL Abarth - Coupe
Engine Displacement: 1600 cc
Period of Availability: 1960



Model Types: 356 B - 1600 GS Carrera, Super 90 - Coupe
Engine Displacement: 1600 cc
Period of Availability: 1960-61



Model Types: 356 B - 1600/1600 S, Super 90 - Hardtop
Coupe
Engine Displacement: 1600 cc
Period of Availability: 1961-63



Model Types: 356 B - 2000 GS Carrera 2 GT - Coupe
Engine Displacement: 2000 cc
Period of Availability: 1962-63



Model Types: 356 C - 1600C/1600SC, 2000 GS Carrera 2 -
Coupe
Engine Displacement: 1600/2000 cc
Period of Availability: 1964-65



Model Types: 356 C - 1600C/1600SC, 2000 GS Carrera 2 -
Cabriolet
Engine Displacement: 1600/2000 cc
Period of Availability: 1964-65



356/901/904/911/912/914 – The '60s - '70s



Model Types: 904 Carrera GTS

Engine Displacement: 2.0 l

Period of Availability: 1964-65



Model Types: 901/911 - Coupe

Engine Displacement: 2.0 l

Period of Availability: 901 (1963), 911 (1964-67)



Model Types: 912 - Coupe

Engine Displacement: 1.6 l (4 cyl.)

Period of Availability: 1966-69



Model Types: 911/E/L/T 2.0, 911 S 2.0 - Targa

Engine Displacement: 2.0 l

Period of Availability: 1966-69



Model Types: 912 - Targa

Engine Displacement: 1.6 l (4 cyl.)

Period of Availability: 1966-68



Model Types: 911 E/L/S/T 2.0 - Coupe

Engine Displacement: 2.0 l

Period of Availability: 1968-69



Model Types: 911 R - Coupe

Engine Displacement: 2.4 l

Period of Availability: 1968



Model Types: 914

Engine Displacement: 1.7/2.0 l (4 Cyl.)

Period of Availability: 1969-73 (1.7 1969-73, 2.0 1973)

Model Types: 911 E/S/T 2.2 - Coupe

Engine Displacement: 2.2 l

Period of Availability: 1970-71



Model Types: 911 E/S/T 2.2 - Targa

Engine Displacement: 2.2 l

Period of Availability: 1970-71



Model Types: 914/6

Engine Displacement: 2.0 l (6 cyl.)

Period of Availability: 1969-72



Model Types: 916

Engine Displacement: 2.4 l (6 cyl.)

Period of Availability: 1971-72



Model Types: 911 E/S/T 2.4 - Coupe

Engine Displacement: 2.4 l

Period of Availability: 1972-73



Model Types: 911 E/S/T 2.4 - Targa

Engine Displacement: 2.4 l

Period of Availability: 1972-73



Model Types: 914

Engine Displacement: 1.8/2.0 l (4 Cyl.)

Period of Availability: 1974-76



Model Types: 911 RS

Engine Displacement: 2.7 l

Period of Availability: 1973



911/912/924 – The '70s - '80s



Model Types: 911/S 2.7, 911 Carrera 2.7/3.0 - Coupe

Engine Displacement: 2.7/3.0 l

Period of Availability: 1974-77



Model Types: 911/S 2.7, 911 Carrera 2.7/3.0 - Targa

Engine Displacement: 2.7/3.0 l

Period of Availability: 1974-77



Model Types: 911 Carrera RS 3.0 - Coupe

Engine Displacement: 3.0 l

Period of Availability: 1974-75



Model Types: 911 Turbo 3.0 - Coupe

Engine Displacement: 3.0 l

Period of Availability: 1975-77



Model Types: 912 E - Coupe

Engine Displacement: 2.0 l (4 cyl.)

Period of Availability: 1976



Model Types: 924 - Coupe

Engine Displacement: 2.0 l

Period of Availability: 1976-85



Model Types: 911 SC - Coupe

Engine Displacement: 3.0 l

Period of Availability: 1978-83



Model Types: 911 SC - Targa

Engine Displacement: 3.0 l

Period of Availability: 1978-83

Model Types: 911 - Turbo - Coupe

Engine Displacement: 3.3 l

Period of Availability: 1978-89



Model Types: 928 - Coupe

Engine Displacement: 4.5 l

Period of Availability: 1978-82



Model Types: 924 Turbo - Coupe

Engine Displacement: 2.0 l

Period of Availability: 1979-84



Model Types: 928 S - Coupe

Engine Displacement: 4.5/4.7 l

Period of Availability: 1980-86



Model Types: 924 Carrera GT/GTS - Coupe

Engine Displacement: 2.0 l

Period of Availability: 1981



Model Types: 944/S - Coupe

Engine Displacement: 2.5 l (1989 - 2.7 l)

Period of Availability: 1982-89



Model Types: 911 SC - Cabriolet

Engine Displacement: 3.0 l

Period of Availability: 1983



Model Types: 911 Carrera - Coupe

Engine Displacement: 3.2 l

Period of Availability: 1984-89



911//924/928/944 – The '80s



Model Types: 911 Carrera - Coupe (w/Turbo Look Option)

Engine Displacement: 3.2 l

Period of Availability: 1984-89



Model Types: 911 Carrera - Targa

Engine Displacement: 3.2 l

Period of Availability: 1984-89



Model Types: 911 Carrera - Cabriolet

Engine Displacement: 3.2 l

Period of Availability: 1984-89



Model Types: 911 SC/RS - Coupe

Engine Displacement: 3.0 l

Period of Availability: 1984



Model Types: 911 Carrera - Targa (w/Turbo Look Option)

Engine Displacement: 3.2 l

Period of Availability: 1985-89



Model Types: 911 Carrera - Cabriolet (w/Turbo Look Option)

Engine Displacement: 3.2 l

Period of Availability: 1985-89



Model Types: 944 Turbo/Turbo S - Coupe (Turbo S was Option in 1988, Standard in 89-91)

Engine Displacement: 2.5 l

Period of Availability: 1986-91



Model Types: 924 S - Coupe

Engine Displacement: 2.5 l

Period of Availability: 1986-88

Model Types: 928 S4/GT - Coupe

Engine Displacement: 5.0 l

Period of Availability: 1987-92



Model Types: 911 Turbo - Targa

Engine Displacement: 3.3 l

Period of Availability: 1987-89



Model Types: 911 Turbo - Cabriolet

Engine Displacement: 3.3 l

Period of Availability: 1987-89



Model Types: 959 - Coupe

Engine Displacement: 2.8 l

Period of Availability: 1987-88



Model Types: 911 Carrera Clubsport - Coupe

Engine Displacement: 3.2 l

Period of Availability: 1988-89



Model Types: 911 Carrera 4 (964) - Coupe

Engine Displacement: 3.6 l

Period of Availability: 1989-94



Model Types: 911 Speedster

Engine Displacement: 3.2 l

Period of Availability: 1989



Model Types: 944 S2 - Coupe

Engine Displacement: 3.0 l

Period of Availability: 1989-91



911//944/968 – The '90s



Model Types: 911 Carrera 2 (964) - Coupe

Engine Displacement: 3.6 l

Period of Availability: 1990-94



Model Types: 911 Carrera 2 (964) - Targa

Engine Displacement: 3.6 l

Period of Availability: 1990-93



Model Types: 911 Carrera 4 (964) - Targa

Engine Displacement: 3.6 l

Period of Availability: 1990-93



Model Types: 911 Carrera 2 (964) - Cabriolet

Engine Displacement: 3.6 l

Period of Availability: 1990-94



Model Types: 911 Carrera 4 (964) - Cabriolet

Engine Displacement: 3.6 l

Period of Availability: 1990-94



Model Types: 944 S2/Turbo Cabriolet

Engine Displacement: 944 S2 (3.0 l), 944 Turbo (2.5 l)

Period of Availability: 1990-91



Model Types: 911 Turbo (964) - Coupe

Engine Displacement: 3.3 l

Period of Availability: 1991-92



Model Types: 968 - Coupe

Engine Displacement: 3.0 l

Period of Availability: 1992-95

Model Types: 968 - Cabriolet

Engine Displacement: 3.0 l

Period of Availability: 1992-95



Model Types: 911 Carrera 2 (964) - Cabriolet (w/Turbo Look Option)

Engine Displacement: 3.6 l

Period of Availability: 1992-93



Model Types: 911 Carrera 2 RS (964) - Coupe

Engine Displacement: 3.6 l

Period of Availability: 1992-93



Model Types: 928 GTS - Coupe

Engine Displacement: 5.4 l

Period of Availability: 1992-95



Model Types: 911 Carrera RS/911 RS America (964) - Coupe

Engine Displacement: 3.8 l (RS America 3.6 l)

Period of Availability: 1992-94 (RS America 1993-94)



Model Types: 911 Turbo S (964) - Coupe

Engine Displacement: 3.6 l

Period of Availability: 1993



Model Types: 911 Carrera 2 (964) - Speedster

Engine Displacement: 3.6 l

Period of Availability: 1993-94



Model Types: 968 CS - Coupe

Engine Displacement: 3.0 l

Period of Availability: 1993-95



911 – The '90s



Model Types: 911 Carrera 4 (964) - Coupe (Available options - 30 Year Model & Turbo Look)
Engine Displacement: 3.6 l
Period of Availability: 1993-94



Model Types: 911 Turbo (964) - Coupe
Engine Displacement: 3.6 l
Period of Availability: 1993-94



Model Types: 911 Carrera (993) - Coupe
Engine Displacement: 3.6 l
Period of Availability: 1994-98



Model Types: 911 Carrera (993) - Cabriolet
Engine Displacement: 3.6 l
Period of Availability: 1994-98



Model Types: 911 Carrera 4 (993) - Coupe
Engine Displacement: 3.6 l
Period of Availability: 1995-98



Model Types: 911 Carrera 4 (993) - Cabriolet
Engine Displacement: 3.6 l
Period of Availability: 1995-98



Model Types: 911 Carrera RS (993) - Coupe
Engine Displacement: 3.8 l
Period of Availability: 1996



Model Types: 911 Carrera RS "Clubsport" (993)
Engine Displacement: 3.8 l
Period of Availability: 1996

Model Types: 911 Turbo (993) - Coupe

Engine Displacement: 3.6 l

Period of Availability: 1996-98



Model Types: 911 GT2 (993) - Coupe

Engine Displacement: 3.6 l

Period of Availability: 1996-98



Model Types: 911 Carrera 4S (993) - Coupe

Engine Displacement: 3.6 l

Period of Availability: 1996-98



Model Types: 911 Targa (993)

Engine Displacement: 3.6 l

Period of Availability: 1996-98



Model Types: 911 Carrera S (993) - Coupe

Engine Displacement: 3.6 l

Period of Availability: 1997-98



Model Types: Boxster (986)

Engine Displacement: 2.5 l

Period of Availability: 1997-99



Model Types: 911 Turbo S (993) - Coupe

Engine Displacement: 3.6 l

Period of Availability: 1998



Model Types: 911 Carrera 2 (996) - Coupe

Engine Displacement: 3.4 l (1998-01), 3.6 l (2002-05)

Period of Availability: 1998-05



911/986 – The '90s-2000s



Model Types: 911 Carrera 2 (996) - Cabriolet

Engine Displacement: 3.4 l (1999-01), 3.6 l (2002-05)

Period of Availability: 1999-05



Model Types: 911 GT1 - Coupe

Engine Displacement: 3.6 l

Period of Availability: 1998



Model Types: 911 Carrera 4 (996) - Coupe

Engine Displacement: 3.4 l (1999-01), 3.6 l (2002-05)

Period of Availability: 1999-05



Model Types: 911 Carrera 4 (996) - Cabriolet

Engine Displacement: 3.4 l (1999-01), 3.6 l (2002-05)

Period of Availability: 1999-05



Model Types: 911 GT3 (996) - Coupe

Engine Displacement: 3.6 l

Period of Availability: 1999-05



Model Types: Boxster/S (986)

Engine Displacement: Boxster 2.7 l, Boxster S 3.2 l

Period of Availability: 2000-04



Model Types: 911 Turbo/S (996) - Coupe

Engine Displacement: 3.6 l

Period of Availability: 2001-05 (Turbo S Available as Option in 2005)



Model Types: 911 GT2 (996) - Coupe

Engine Displacement: 3.6 l

Period of Availability: 2001-05

Model Types: 911 Carrera 4S (996) - Coupe

Engine Displacement: 3.6 l

Period of Availability: 2002-05



Model Types: 911 Targa 2/4 (996) - Coupe

Engine Displacement: 3.6 l

Period of Availability: 2002-05



Model Types: 911 Carrera (996) - Cabriolet

Engine Displacement: 3.6 l

Period of Availability: 2002-05



Model Types: 911 Carrera 4 (996) - Cabriolet

Engine Displacement: 3.6 l

Period of Availability: 2002-05



Model Types: Cayenne/S/T/TS (E1 - 1st Gen.)

Engine Displacement: Cayenne 3.2 l (V6), Cayenne S 4.5 l (V8),
Cayenne Turbo/S 4.5 l (V8)

Period of Availability: 2003-06 (Cayenne V6 was MY 2004-06)



Model Types: 911 Carrera 4S (996) - Cabriolet

Engine Displacement: 3.6 l

Period of Availability: 2004-05



Model Types: 911 GT3 RS (996) - Coupe

Engine Displacement: 3.6 l

Period of Availability: 2004



Model Types: 911 Turbo/S (996) - Cabriolet

Engine Displacement: 3.6 l

Period of Availability: 2004-05 (Turbo S Available as Option in 2005)



911/980/987 – The 2000s



Model Types: Carrera GT

Engine Displacement: 5.7 l (V10)

Period of Availability: 2004-06



Model Types: Boxster/S (987)

Engine Displacement: Boxster 2.7 l 2005-08, 2.9 l 2009-12,
Boxster S 3.2 l 2005-06, 3.4 l 2007-12

Period of Availability: 2005-08 (1st Gen.), 2009-12 (2nd Gen.)



Model Types: 911 Carrera/S (997) - Coupe

Engine Displacement: Carrera 3.6 l, Carrera S 3.8 l

Period of Availability: 2005-08 (1st Gen.)



Model Types: 911 Carrera/S (997) - Cabriolet

Engine Displacement: Carrera 3.6 l, Carrera S 3.8 l

Period of Availability: 2005-08 (1st Gen.)



Model Types: 911 Carrera 4/4S (997) - Coupe

Engine Displacement: Carrera 4 3.6 l, Carrera 4S 3.8 l

Period of Availability: 2006-08 (1st Gen.)



Model Types: 911 Targa 4/4S (997)

Engine Displacement: Targa 4 3.6 l, Targa 4S 3.8 l

Period of Availability: 2007-08 (1st Gen.)



Model Types: 911 Carrera 4/4S (997) - Cabriolet

Engine Displacement: Carrera 4 3.6 l, Carrera 4S 3.8 l

Period of Availability: 2006-08 (1st Gen.)



Model Types: 911 GT3 (997) - Coupe

Engine Displacement: 3.6 l

Period of Availability: 2007-08

Model Types: 911 GT3 RS (997) - Coupe

Engine Displacement: 3.6 l

Period of Availability: 2007-08



Model Types: 911 Turbo (997) - Coupe

Engine Displacement: 3.6 l

Period of Availability: 2007-08 (1st Gen.)



Model Types: Cayman/S (987)

Engine Displacement: Cayman 2.7 l 2006-08, 2.9 l 2009-12,
Cayman S 3.4 l 2006-12

Period of Availability: 2006-08 (1st Gen.), 2009-12 (2nd Gen.)



Model Types: 911 GT2 (997)

Engine Displacement: 3.6 l

Period of Availability: 2008-09



Model Types: 911 Turbo (997) - Cabriolet

Engine Displacement: 3.6 l 2008-09, 3.8 l 2010-12

Period of Availability: 2008-12



Model Types: Cayenne/S/T (E1 - 2nd Gen.)

Engine Displacement: Cayenne 3.6 l (V6), Cayenne S 4.8 l (V8),
Cayenne Turbo/S 4.8 l (V8)

Period of Availability: 2008-10



Model Types: 911 Carrera/S (997)

Engine Displacement: Carrera 3.6 l, Carrera S 3.8 l

Period of Availability: 2009-12 (2nd Gen.)



Model Types: 911 Carrera 4/4S (997)

Engine Displacement: Carrera 4 3.6 l, Carrera 4S 3.8 l

Period of Availability: 2009-12 (2nd Gen.)



911/970/987/9PA – The 2010s

	Model Types:	911 Targa 4/4S (997)
	Engine Displacement:	Targa 4 3.6 l, Targa 4S 3.8 l
	Period of Availability:	2009-12 (2nd Gen.)

	Model Types:	911 Carrera/S (997) - Cabriolet
	Engine Displacement:	Carrera 3.6 l, Carrera S 3.8 l
	Period of Availability:	2009-12 (2nd Gen.)

	Model Types:	911 Carrera 4/4S (997) - Cabriolet
	Engine Displacement:	Carrera 3.6 l, Carrera S 3.8 l
	Period of Availability:	2009-12 (2nd Gen.)

	Model Types:	911 Turbo (997) - Coupe
	Engine Displacement:	3.6 l 2009, 3.8 l 2010
	Period of Availability:	2009-12 (2nd Gen.)

	Model Types:	Cayenne GTS (E1 - 2nd Gen.)
	Engine Displacement:	Cayenne GTS 4.8 l (V8)
	Period of Availability:	2008-10

	Model Types:	911 GT3 (997)
	Engine Displacement:	3.8 l
	Period of Availability:	2010-11

	Model Types:	Panamera/4/S/4S/S Hybrid/Turbo (1st Gen.)
	Engine Displacement:	3.6 l (V6), 3.0 l (V6 Hybrid), 4.8 l (V8)
	Period of Availability:	2010-13 (V6 MY 2011-13) (Hybrid 2012-13)

	Model Types:	Cayenne Transsyberia
	Engine Displacement:	4.8 l
	Period of Availability:	2010

Model Types: Boxster Spyder (987)

Engine Displacement: 3.4 l

Period of Availability: 2011



Model Types: 911 GT2 RS (997)

Engine Displacement: 3.8 l

Period of Availability: 2011



Model Types: 911 GT3 RS (997)/911 GT3 RS 4.0 (997)

Engine Displacement: GT3 RS - 3.8 l, GT3 RS 4.0 - 4.0 l

Period of Availability: 2011



Model Types: 911 Speedster (997)

Engine Displacement: 3.8 l

Period of Availability: 2011



Model Types: 911 GTS (997)

Engine Displacement: 3.8 l

Period of Availability: 2011



Model Types: Cayenne/S/S Hybrid/Diesel/Turbo (E2)

Engine Displacement: 3.6 l (V6), 3.0 l (V6 Hybrid), Cayenne S 4.8 l (V8), Cayenne Turbo 4.8 l (V8), Diesel 3.0 l (V6)

Period of Availability: 2011-18 (Diesel 2013-18)



Model Types: Cayenne GTS (E2)

Engine Displacement: 4.8 l

Period of Availability: 2013-18



Model Types: 911/S (991)

Engine Displacement: 911 3.4 l, 911 S 3.8 l

Period of Availability: 2012-16



911/970/981 – The 2010s



Model Types: 911 (991) - Cabriolet

Engine Displacement: 911 3.4 l, 911 S 3.8 l

Period of Availability: 2012-16 (911 C/C4 2013-16)



Model Types: 911/S (991) - SportDesign Option

Engine Displacement: 911 3.4 l, 911 S 3.8 l

Period of Availability: 2012-16



Model Types: 911 4/4S (991)

Engine Displacement: 911 3.4 l, 911 S 3.8 l

Period of Availability: 2013-16



Model Types: Boxster/S (981)

Engine Displacement: Boxster 2.7 l, Boxster S 3.4 l

Period of Availability: 2013-16



Model Types: Cayman/S (981)

Engine Displacement: Cayman 2.7 l, Cayman S 3.4 l

Period of Availability: 2014-16



Model Types: 911 GT3 (991)

Engine Displacement: 3.8 l

Period of Availability: 2014-16



Model Types: 911 (991) - 50th Anniversary Model

Engine Displacement: 3.8 l

Period of Availability: 2014



Model Types: Panamera/4/S/4S/S E-Hybrid/GTS/Turbo (970)

Engine Displacement: 3.0 l (V6), 3.6 l (V6), 4.8 l (V8)

Period of Availability: 2014-16

Model Types: 911 Turbo/S (991) - Coupe

Engine Displacement: 3.8 l

Period of Availability: 2014-16



Model Types: 911 Turbo/S (991) - Cabriolet

Engine Displacement: 3.8 l

Period of Availability: 2014-16



Model Types: 911 Targa 4/4S (991)

Engine Displacement: 3.8 l

Period of Availability: 2014-16



Model Types: Macan S/Macan Turbo (95B) Gen. I

Engine Displacement: S 3.0 l (V6), Turbo 3.6 l (V6)

Period of Availability: 2014-18



Model Types: Panamera S/Turbo Executive (970)

Engine Displacement: S - 3.0 l (V6), Turbo - 4.8 l (V8)

Period of Availability: 2014-16



Model Types: Panamera GTS (970)

Engine Displacement: 4.8 l

Period of Availability: 2013-16



Model Types: 918 Spyder

Engine Displacement: 4.6 l

Period of Availability: 2015



Model Types: 911 GT3 RS (991)

Engine Displacement: 4.0 l

Period of Availability: 2016



911/981/95B – The 2010s



Model Types: Boxster Spyder (981)

Engine Displacement: 3.8 l

Period of Availability: 2016



Model Types: Boxster GTS (981)

Engine Displacement: 3.4 l

Period of Availability: 2015-16



Model Types: Cayman GTS (981)

Engine Displacement: 3.4 l

Period of Availability: 2015-16



Model Types: Cayman GT4 (981)

Engine Displacement: 3.8 l

Period of Availability: 2016



Model Types: Macan GTS (95B) Gen. I

Engine Displacement: 3.0 l

Period of Availability: 2015-18



Model Types: 911/S (991) (Gen. II)

Engine Displacement: 3.0 l

Period of Availability: 2017-19



Model Types: 911 4/4S (991) (Gen. II)

Engine Displacement: 3.0 l

Period of Availability: 2017-19



Model Types: 911/S/4/4S (991) (Gen. II) - Cabriolet

Engine Displacement: 3.0 l

Period of Availability: 2017-19

Model Types: 911 Targa 4/4S (991) (Gen. II)

Engine Displacement: 3.0 l

Period of Availability: 2017-19



Model Types: 911 Turbo/S (991) (Gen. II)

Engine Displacement: 3.8 l

Period of Availability: 2017-19



Model Types: 911 Turbo/S (991) (Gen. II) - Cabriolet

Engine Displacement: 3.8 l

Period of Availability: 2017-19



Model Types: 911 R (991)

Engine Displacement: 4.0 l

Period of Availability: 2016



Model Types: 718 Boxster/S (982)

Engine Displacement: Boxster 2.0 l, Boxster S 2.5 l

Period of Availability: 2017-on



Model Types: 718 Cayman/S (982)

Engine Displacement: Cayman 2.0 l, Cayman S 2.5 l

Period of Availability: 2017-on



Model Types: Panamera/4/4S/S/4 E-Hybrid/Turbo (971)

Engine Displacement: 2.9 l twin-turbo (V6), 3.0 l Turbo (V6), 4.0 l twin-turbo (V8)

Period of Availability: 2017-2020



Model Types: Panamera 4/4S/4 E-Hybrid/Turbo Executive (971)

Engine Displacement: 2.9 l twin-turbo (V6), 3.0 l Turbo (V6), 4.0 l twin-turbo (V8)

Period of Availability: 2017-2020



718/911/971/982 – The 2010s



Model Types: 911/4 GTS (991) (Gen. II) - Coupe

Engine Displacement: 3.0 l

Period of Availability: 2017-19



Model Types: 911/4 GTS (991) (Gen. II) - Cabriolet

Engine Displacement: 3.0 l

Period of Availability: 2017-19



Model Types: 911 GT2 RS (991) (Gen. II)

Engine Displacement: 3.8 l

Period of Availability: 2018



Model Types: 911 GT3 (991) (Gen. II)

Engine Displacement: 4.0 l

Period of Availability: 2018



Model Types: 718 Boxster GTS (982)

Engine Displacement: 2.5 l

Period of Availability: 2018-2019



Model Types: 718 Cayman GTS (982)

Engine Displacement: 2.5 l

Period of Availability: 2018-2019



Model Types: Panamera 4/4S/Turbo/4 E-Hybrid/Turbo S E-Hybrid Sport Turismo (971)

Engine Displacement: 2.9 l twin-turbo (V6), 3.0 l Turbo (V6), 4.0 l twin-turbo (V8)

Period of Availability: 2018-2020



Model Types: 911 T (991) (Gen. II)

Engine Displacement: 3.0 l

Period of Availability: 2018

Model Types: 911 GT3 RS (991) (Gen. II)

Engine Displacement: 4.0 l

Period of Availability: 2019



Model Types: Cayenne/S/Turbo/E-Hybrid (9YA) (E3)

Engine Displacement: 2.9 l twin-turbocharged V6, 3.0 l turbocharged V6, 4.0 l turbocharged V8

Period of Availability: 2019-on



Model Types: Panamera GTS (971)

Engine Displacement: 4.8 l V8

Period of Availability: 2019-2020



Model Types: Panamera Sport Turismo GTS (971)

Engine Displacement: 4.8 l V8

Period of Availability: 2019-2020



Model Types: 911 Speedster (991)

Engine Displacement: 4.0 l

Period of Availability: 2019



Model Types: Macan/ S (95B) (Gen. II)

Engine Displacement: 2.0 l, 3.0 l (V6)

Period of Availability: 2019-2021



Model Types: 718 Boxster Spyder (982)

Engine Displacement: 4.0 l

Period of Availability: 2020-on



Model Types: 718 Cayman GT4 (982)

Engine Displacement: 4.0 l

Period of Availability: 2020-on



9YA/9YB/95B/911/982/971 – The 2020s



Model Types: Cayenne Turbo S E-Hybrid (9YA) (E3)

Engine Displacement: 4.0 l twin-turbocharged (V8)

Period of Availability: 2020-on



Model Types: Cayenne/S/Turbo/Turbo S E-Hybrid (9YB) Coupe

Engine Displacement: 2.9 l twin-turbocharged V6, 3.0 l turbocharged V6, 4.0 l turbocharged V8

Period of Availability: 2020-on



Model Types: Macan GTS/ Turbo (95B) (Gen. II)

Engine Displacement: 2.9 l (V6)

Period of Availability: 2020-2021



Model Types: 911/S/4/4S (992) - Coupe

Engine Displacement: 3.0 l twin-turbo

Period of Availability: 2020-on



Model Types: 911/S/4/4S (992) - Cabriolet

Engine Displacement: 3.0 l twin-turbo

Period of Availability: 2020-on



Model Types: Boxster T/ GTS 4.0

Engine Displacement: 2.0 l / 4.0 l (V6)

Period of Availability: 2020-on



Model Types: Cayman T/ GTS 4.0

Engine Displacement: 2.0 l / 4.0 l (V6)


Period of Availability: 2020-on





Model Types: Panamera/ 4/ Turbo/ 4 E-Hybrid/ Turbo S E-Hybrid 10 years Edition (971)

Engine Displacement: 2.9 l twin-turbo (V6), 3.0 l Turbo (V6), 4.0 l twin-turbo (V8)

Period of Availability: 2020

Model Types:	Taycan 4S/ Turbo/ Turbo S (Y1A)	
Engine Displacement:	Overboost Power with Launch Control up to 390 kW, 500 kW, 560 kW	
Period of Availability:	2020-on	


Model Types:	Taycan (Y1A)	
Max. Power:	Overboost Power with Launch Control up to 300 kW	
Period of Availability:	2021-on	


Model Types:	Taycan 4/ 4S/ Turbo/ Turbo S Cross Turismo (Y1B)	
Max. Power:	Overboost Power with Launch Control up to 350 kW, 390 kW, 500 kW, 560 kW	
Period of Availability:	2021-on	

Model Types:	911 Turbo (992) - Coupe	
Engine Displacement:	3.7 l twin-turbo	
Period of Availability:	2021-on	









Model Types:	911 Turbo (992) - Cabriolet	
Engine Displacement:	3.7 l twin-turbo	
Period of Availability:	2021-on	

Model Types:	911 4/ 4S (992) - Targa	
Engine Displacement:	3.0 l twin-turbo	
Period of Availability:	2021-on	

Model Types:	Panamera/ 4/ 4S/ 4 E-Hybrid/ 4S E-Hybrid/ GTS/ Turbo S/ Turbo S E-Hybrid (971) (Gen. II)	
Engine Displacement:	2.9 l twin-turbo (V6), 4.0 l twin-turbo (V8)	
Period of Availability:	2021-on	

Model Types:	Panamera/ 4/ 4S/ 4 E-Hybrid/ 4S E-Hybrid/ Turbo S/ Turbo S E-Hybrid Executive (971) (Gen. II)	
Engine Displacement:	2.9 l twin-turbo (V6), 4.0 l twin-turbo (V8)	
Period of Availability:	2021-on	

971/9YA/9YB/982/911 - The 2020s

	Model Types: Engine Displacement: Period of Availability:	Panamera/ 4/ 4S/ 4 E-Hybrid/ 4S E-Hybrid/ GTS/ Turbo S/ Turbo S E-Hybrid Sport Turismo (971) (Gen. II) 2.9 l twin-turbo (V6), 4.0 l twin-turbo (V8) 2021-on
	Model Types: Engine Displacement: Period of Availability:	Cayenne GTS (9YA) (E3) 4.0 l twin-turbocharged (V8) 2021-on
	Model Types: Engine Displacement: Period of Availability:	Cayenne Coupe GTS (9YB) 4.0 l twin-turbocharged (V8) 2021-on
	Model Types: Engine Displacement: Period of Availability:	718 Boxster 25 years (982) 4.0 l 2021-2022
	Model Types: Engine Displacement: Period of Availability:	Cayenne Turbo GT (9YB) 4.0 l twin-turbocharged (V8) 2022
	Model Types: Engine Displacement: Period of Availability:	911 GTS/ 4 GTS (992) - Coupe 3.0 l twin-turbo 2022 - on
	Model Types: Engine Displacement: Period of Availability:	911 GTS/ 4 GTS (992) - Cabriolet 3.0 l twin-turbo 2022 - on
	Model Types: Engine Displacement: Period of Availability:	911 4 GTS/ 4 GTS 50 years Porsche Design (992) - Targa 3.0 l twin-turbo 2022 - on

Model Types: 911 GT3/ GT3 with Touring Package (992)

Engine Displacement: 4.0 l

Period of Availability: 2022 - on



Model Types: Taycan GTS (Y1A)

Max. Power: Overboost Power with Launch Control up to 440 kW

Period of Availability: 2022 - on



Model Types: Taycan GTS Sport Turismo (Y1C)

Max. Power: Overboost Power with Launch Control up to 440 kW

Period of Availability: 2022 - on



Model Types: Macan/ S/ GTS (95B) (Gen. III)

Engine Displacement: 2.0 l, 2.9 l (V6)

Period of Availability: 2022 - on



Model Types: Cayenne/ E-Hybrid/ S Platinum Edition (9YA) (E3)

Engine Displacement: 2.9 l twin-turbocharged V6, 3.0 l turbocharged V6,

Period of Availability: 2022 - 2023



Model Types: Cayenne/ E-Hybrid/ S Platinum Edition (9YB) Coupe

Engine Displacement: 2.9 l twin-turbocharged V6, 3.0 l turbocharged V6,

Period of Availability: 2022 - 2023



Model Types: Panamera/ 4/ 4 E-Hybrid Platinum Edition (971) (Gen. II)

Engine Displacement: 2.9 l twin-turbocharged V6

Period of Availability: 2022 - 2023



Model Types: Macan T (95B) (Gen. III)

Engine Displacement: 2.0 l

Period of Availability: 2023 - on



911/982 - The 2020s



Model Types: 911 T (992) - Coupe

Engine Displacement: 3.0 l twin-turbo

Period of Availability: 2023 - on



Model Types: 911 Sport Classic (992) - Coupe

Engine Displacement: 3.7 l

Period of Availability: 2023



Model Types: 911 GT3 RS (992)

Engine Displacement: 4.0 l

Period of Availability: 2023 - on



Model Types: 718 Cayman GT4 RS (982)

Engine Displacement: 4.0 l

Period of Availability: 2023 - on



Model Types: 911 Dakar (992)

Engine Displacement: 3.0 l twin-turbo

Period of Availability: 2023 - on
