
Date	Expiration	Release	Page
02.2023	N/A	3	1(8)

NON-COMPLIANCE - VEHICLE EMISSION CONTROL INFORMATION LABEL

Prevost and Volvo vehicles

Revision: B Causal part changed, was 010352, becomes 85152363. No impact on procedure or parts involved. 03-30-2023

DESCRIPTION

On the vehicles affected by this bulletin, the Vehicle Emission Control Information label must be replaced.

CORRECTIVE MEASURES

To ensure conformity with EPA & CARB regulations, the decal must be replaced by a Prevost representative. Contact your nearest Prevost Service Center or Prevost service manager to schedule an appointment and have this modification performed at your earliest convenience. Have in hand your Vehicle Identification Number (VIN).

Since decals are vehicle specific, allow a few days for the order to reach your local Service Center.

A list of all Prevost Service Centers is available on <https://prevostcar.com/contact/parts-service-center>

Emissions Recall

EC0026_B

Date	Expiration	Release	Page
02.2023	N/A	2	2(8)

MODEL YEAR(S) AND VEHICLES INVOLVED

NOTICE TO SERVICE CENTERS <i>Verify vehicle eligibility by checking warranty bulletin status with SAP or via ONLINE WARRANTY SYSTEM available on Service / Warranty tab of Prevest website.</i>	
Model	VIN
H3-45 coaches Model Year : 2021 - 2023	From 2PCH33498MC721119 up to 2PCH33493PC721405 incl.
H3-45 VIP motorhomes Model Year : 2021 - 2023	From 2PCV33498MC721110 up to 2PCVS3492PC721384 incl.
X3-45 coaches Model Year : 2021	From 4RKG33491M9737752 up to 4RKG33493M9737767 incl.
X3-45 coaches Model Year : 2021 - 2023	From 2PCG33493MC736655 up to 2PCG33495PC736807 incl.
X3-45 Commuter Model Year : 2021 - 2023	From 4RKJ33492M9737751 up to 4RKJ33497P9738060 incl.
X3-45 VIP private use Model Year : 2021 - 2023	From 2PCBS3498MC736647 up to 2PCBS3491PC736784 incl.
X3-45 VIP commercial use Model Year : 2021 - 2023	From 2PCCS3499MC736645 up to 2PCCS3493PC736810 incl.
9700 Volvo coaches Model Year : 2020 - 2023	From 3CET2W429L5201926 up to 3CET2W426P5210220 incl.
This bulletin does not necessarily apply to all the above-mentioned vehicles, some vehicles may have been modified before delivery. The owners of the vehicles affected by this bulletin will be advised by a letter indicating the Vehicle Identification Number (VIN) of each vehicle concerned.	

Emissions Recall

EC0026_B

Date	Expiration	Release	Page
02.2023	N/A	2	3(8)

MATERIAL NEEDED


Kit EC0026 (this kit is VIN specific)

Part No.	Description	Qty
-	VEHICLE EMISSION CONTROL INFORMATION LABEL	2
7771942	CERTIFICATE OF EMISSIONS RECALL COMPLETION	1
85152363	EMISSIONS RECALL – CAMPAIGN COMPLETION LABEL	1

NOTE
<i>The labels mentioned above can be ordered by Prevost personnel only.</i>

Date	Expiration	Release	Page
02.2023	N/A	2	4(8)

PROCEDURE

 **DANGER**

Prior to working on the vehicle, park vehicle safely, apply parking brake and set the ignition switch to the ON position with the engine not running.

Do not attempt to repair or service this vehicle without having sufficient training, the correct service literature and the proper tools. Failure to follow this could make the vehicle unsafe and lead to serious personal injury or death.

1. Confirm the VIN on the new label matches the actual vehicle VIN.
2. Locate the VEHICLE EMISSION CONTROL INFORMATION label.

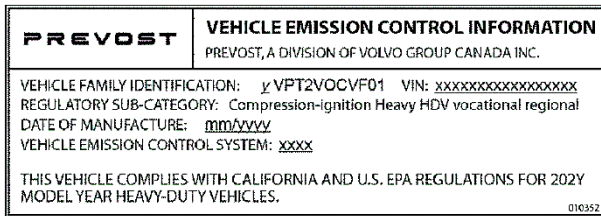


Figure 1: VEHICLE EMISSION CONTROL INFORMATION decal sample

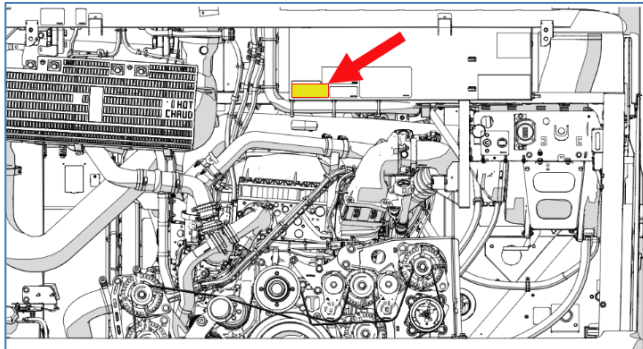


Figure 2: H3 SERIES



Figure 3: X3 SERIES

3. Use a plastic scraper and adhesive remover to gently remove the old vehicle emission label. Once done, **destroy the label.**




Figure 6: X3 SERIES



Figure 7: H3 SERIES




Figure 8: VOLVO 9700

- On the campaign completion label, signify that the campaign has been completed. Use a permanent type of marker/sharpie to write:
 - the recall number i.e., EC0026
 - the completion date (MM/DD/YYYY)
 - the branch/service center code.
- A Certificate of Emissions Recall Completion is also provided in the kit. Fill in the appropriate information and give the certificate to the customer/owner of the vehicle. An image of the

Emissions Recall

EC0026_B

Date	Expiration	Release	Page
02.2023	N/A	2	7(8)

certificate is included at the end of this document should the provided certificate be damaged.

Preferably, use the one included in the kit.

PARTS / WASTE DISPOSAL

Discard waste according to applicable environmental regulations (Municipal/State [Prov.]/ Federal)

WARRANTY

This modification is covered by Prevest's normal warranty and will be performed free of charge. The estimated time required to execute this bulletin is 30 minutes (0.5 h).

OTHER

VBC Bulletin	C0285
Fail Code	01.00-2
Defect Code	09
Syst. Cond	R
Causal Part	85152363

Access all our Service Bulletins on
<http://techpub.prevostcar.com/en/>

or scan the QR-Code with your smart phone.

E-mail us at technicalpublications_prev@volvo.com and type "ADD" in the subject to receive our warranty bulletins by e-mail.



Prevost engages in a continuous program of testing and evaluating to provide the best possible product. Prevost, however, is not committed to, or liable for updating existing products.

