

GLOBAL SAFETY FIELD INVESTIGATIONS
DCS6518
URGENT - DISTRIBUTE IMMEDIATELY

Date: April 4, 2023

Subject: N222390620 - Service Update
Engine Wiring Harness

Models: 2022 – 2023 Cadillac CT4

To: All General Motors Dealers

General Motors is releasing Service Update N222390620 today. The total number of U.S. vehicles involved is approximately 289. Please see the attached bulletin for details.

Global Warranty Management (GWM)

The Required Field Action section on the Investigate Vehicle History (IVH) screen will be updated April 4, 2023. A list of vehicles in dealer inventory is attached to this message.

END OF MESSAGE

GLOBAL SAFETY FIELD INVESTIGATIONS

Service Update

N222390620 Engine Wiring Harness



Release Date: April 2023

Revision: 00

Attention: This service update includes vehicles in dealer inventory and customer vehicles that return to the dealership for any reason. This bulletin will expire at the end of the involved vehicle's New Vehicle Limited Warranty period.

Make	Model	Model Year		RPO	Description
		From	To		
Cadillac	CT4	2022	2023		

Involved vehicles are marked "Open" on the Investigate Vehicle History screen in GM Global Warranty Management system. This site should always be checked to confirm vehicle involvement prior to beginning any required inspections and/or repairs.

Condition	Certain 2022 - 2023 model year Cadillac CT4 vehicles may have an Engine Wiring Harness breakout branch for the power steering that is not properly secured at the front of dash near the airbox.
Correction	Dealers are to inspect and if necessary, secure the wiring harness branch clip.


Parts

There are no parts required for this repair.

Warranty Information

Labor Operation	Description	Labor Time	Trans. Type	Net Item
9106754	Inspect Only – No Further Action Required	0.2	ZFAT	N/A
9106755	Wire to Wire Repair (includes inspection)	0.7		
	Add: Each Additional Wire	0.2		

Service Procedure




6305393

1. Open the hood and locate the area highlighted above.


Service Update

N222390620 Engine Wiring Harness



6305402

2. Locate area 1.
3. Locate the wire harness retainer (2) within area 1.



6305410


4. Verify the wire harness retainer (1) is properly seated, as shown above.
 - If the wire harness retainer (1) is properly seated, no further action is required. Proceed to step 7.
 - If the wire harness retainer (1) is not properly seated, proceed to step 5.

Note: An improperly seated wire harness retainer can cause the wire harness to rub on the Accessory Drive Primary Belt. Ensure the wire harness is inspected along the entire section that could come in contact with the Accessory Drive Primary Belt.

5. Inspect the wiring harness for damage.
 - If no damage is found, proceed to step 6.
 - If any damage is found, repair the wire harness. Refer to *Wire to Wire Repair* in SI. Proceed to step 6.

Service Update

N222390620 Engine Wiring Harness



6305410

6. Properly install the wire harness retainer (1), as shown above.
7. Close the hood.

Dealer Responsibility

Whenever a vehicle subject to this service update enters your vehicle inventory or is in your facility for service in the future, and the vehicle is still covered under the New Vehicle Limited Warranty, you must take the steps necessary to be sure the service update correction has been made before selling or releasing the vehicle.

All new, used, GM Certified Used, courtesy transportation vehicles, dealer shuttle vehicles, etc. in dealers' possession and subject to this bulletin must be held and inspected/repared per the service procedure of this bulletin before customers take possession of these vehicles. Involved vehicles must be held and not delivered to customers, dealer-traded, released to auction, used for demonstration, or any other purpose.

All GM Certified Used vehicles currently in the dealers' inventory within the Certified Pre-Owned Inventory System (CPOIS) will be de-certified and must be held and remedied per the service procedure in this bulletin. Upon submitting an accepted/paid warranty transaction in the Global Warranty Management (GWM) system, the vehicle can be re-certified for sale within the CPOIS system, or once again be used in the CTP program.

Dealer Reports – For USA & Export

The Inventory tab of the Open Vehicle Report will contain Service Update Bulletin VINs that apply to this field action. This information is intended to assist dealers with the **PROMPT COMPLETION** of these vehicles. The Customer In-Service tab will not contain Service Update Bulletin VIN data because the intent of a Service Update Bulletin is to not inconvenience a customer with a special trip for service. Service Update Bulletins are to be completed when the customer is in for a regularly scheduled visit.

GM bulletins are intended for use by professional technicians, NOT a "do-it-yourselfer". They are written to inform these technicians of conditions that may occur on some vehicles, or to provide information that could assist in the proper service of a vehicle. Properly trained technicians have the tools, equipment, safety instructions, and know-how to do a job properly and safely. If a condition is described, **DO NOT** assume that the bulletin applies to your vehicle, or that your vehicle will have that condition. See your dealer for information on whether your vehicle may benefit from the information.



**We Support
Voluntary Technician
Certification**