



Upcoming Campaign Advanced Tool Requirement Notice - **REVISED** **HV Battery Repair Dealers ONLY**

This notice is for:	✓ Dealer Principal	✓ Service Manager	Warranty Administrator
	Sales Manager	✓ Parts Manager	✓ Technicians

In an effort to provide dealerships with an opportunity to prepare for an upcoming campaign, this notice is to inform you of the tools that will be required. Please ensure these tools (or equivalent where specified) are present and in good working order as soon as possible.

For tool ordering information, please contact the Volkswagen Service Tools & Equipment Program @ 1-800-892-9650 or vw.snapon.com.

Date March 17, 2023

REVISION NOTES Additional tools added or modified. The updates are **highlighted**

Anticipated Campaign Launch End of March, 2023

Required Tools

	Engine Support Set -10-222B- (MRT)		Adapter -10-222A/14- Qty. = 2 (MRT)
	Module Lifting Aid -T10619- (MRT)		Lifting Tackle -3033- (MRT)
	Shock-Proof Protection (30 Pcs) -T10608- (MRT)		Shock-Proof Protection -T10628- Qty. = 3 (MRT)











The repair information in this document is intended for use only by skilled technicians who have the proper tools, equipment and training to correctly and safely maintain your vehicle. These procedures are not intended to be attempted by "do-it-yourselfers," and you should not assume this document applies to your vehicle, or that your vehicle has the condition described. To determine whether this information applies, contact an authorized Volkswagen dealer. ©2023 Volkswagen Group of America, Inc. and Volkswagen Canada. All Rights Reserved.













 <p>Removal Wedge Set -VAS895015- (MRT)</p>	 <p>Engine Support - Bracket w/Spindle and hook -10-222A/10- (MRT)</p>
 <p>Shop Crane -VAS6100- (or equivalent)</p>	 <p>Insulating Mat -VAS6762/44- (MRT)</p>
 <p>Scissor Lift Table -VAS6131B- (or equivalent)</p>	 <p>Engine Bung Set -VAS6122- (or equivalent)</p>
 <p>Leak-tight Connector -T10607- (MRT)</p>	 <p>Pressure and Vacuum Pump -VAS671005- (MRT)</p>
 <p>Digital Pressure Sensor -VAG1397B- (MRT)</p>	 <p>High Voltage Tool Set – Screwdriver -VAS6762/34-</p>
 <p>Cooling System Tester - Directional Valve -VAS691005/1- (component of MRT -VAS691005-)</p>	 <p>High Voltage Tool Set - Torque Wrench -VAS6883/1A- (MRT)</p>

The repair information in this document is intended for use only by skilled technicians who have the proper tools, equipment and training to correctly and safely maintain your vehicle. These procedures are not intended to be attempted by "do-it-yourselfers," and you should not assume this document applies to your vehicle, or that your vehicle has the condition described. To determine whether this information applies, contact an authorized Volkswagen dealer. ©2023 Volkswagen Group of America, Inc. and Volkswagen Canada. All Rights Reserved.









	<p>High Voltage Tool Set - Voltage Tester -VAS6762/45- (MRT)</p>		<p>Cooling System Tester - Directional Valve -VAS691005/5- (component of MRT -VAS691005-)</p>
	<p>Template -T10606-</p>		<p>Cooling System Charge Kit -VAS6096- (MRT)</p>
 <p>B/1</p>	<p>Cooling System Tester -VAG1274B- (MRT)</p>		<p>Hose Clamps - Up To 25mm -3094- (or equivalent)</p>
	<p>Module Balancer -VAS6910- (MRT)</p>	 <p>/21-1 /21-2 /21-3 VAS6910/12B-2 VAS6910/12B-1</p>	<p>MEB Modules Expansion Set -VAS6910/21- (MRT)</p>
 <p>1/1</p>	<p>Padlock -T40262/1- (from Service Disconnect Lock -T40262-)</p>		<p>Vehicle Diagnosis System - Connection Lead -VAS5051/66- (MRT)</p>



	<p>Pressure Sensor -VAS611013- (MRT)</p>		<p>Insulated Torx Wrench Set - 3/8 -VAS691003A- (MRT)</p>
	<p>*Extension Cables for High-Voltage Battery -VAS671007- (MRT)</p>		<p>*High Voltage Diagnostics Box -VAS5581A- (MRT)</p>
<p><i>*NOTE: Either -VAS671007- or -VAS5581A- may be used for this repair.</i></p>			
<p>If your dealer already has one of these tools (-VAS671007- or -VAS5581A-), please do not order the other one. Due to supply constraints for BOTH tools, orders will be fulfilled based on availability of the individual tool numbers.</p>			
	<p>High Voltage Test Adapter (without AFeS) -VAS6558A/35- (MRT)</p>		<p>High Voltage Tool Set – Reversible Ratchet 3/8" -VAS6762/29- (MRT)</p>
	<p>High Voltage Tool Set – Extension 140mm -VAS6762/31- (MRT)</p>		<p>Shackle (Equivalent to VAS691009A) -VAS691009US- Qty. = 8 (MRT)</p>
	<p>Diagnostic Tester -VAS6150X/6160X- (or equivalent)</p>		<p>Battery Tester/Charger capable of minimum 70 Amp continuous supply</p>

The repair information in this document is intended for use only by skilled technicians who have the proper tools, equipment and training to correctly and safely maintain your vehicle. These procedures are not intended to be attempted by "do-it-yourselfers," and you should not assume this document applies to your vehicle, or that your vehicle has the condition described. To determine whether this information applies, contact an authorized Volkswagen dealer. ©2023 Volkswagen Group of America, Inc. and Volkswagen Canada. All Rights Reserved.



	<p>Double Cartridge Adhesive Gun -VAS5237- (MRT)</p>		<p>Female adapter for the -VAS5237- (based on shops preferred adapter style) (locally sourced)</p>
	<p>Pipe Brush -VAS294029- (or equivalent)</p>		<p>Test Adapter - Hybrid Module -VAS6558A-</p>
	<p>Double Suction Lifter -VAG1344- Qty = 2 (MRT)</p>		<p>High Voltage Tool Set – Screwdriver Insert XZN M10 -VAS6762/27- (MRT)</p>

<END OF MESSAGE>