

TECHNICAL SERVICE BULLETIN

| | | |
|-----------------------------|-------------------------|----------------------------|
| Classification: EC23-002 | Reference: NTB23-015 | Date: February 23, 2023 |
|-----------------------------|-------------------------|----------------------------|

MIL ON AND DTC P0401 STORED IN THE ECM

APPLIED VEHICLES: 2023 Rogue (T33)
APPLIED ENGINES: KR15DDT

IF YOU CONFIRM

The Malfunction Indicator Lamp (MIL) is ON and DTC P0401 (EGR System) is stored in the ECM.

ACTION

1. Inspect the EGR fitting on the intake air duct (Figure 1) for a restriction.

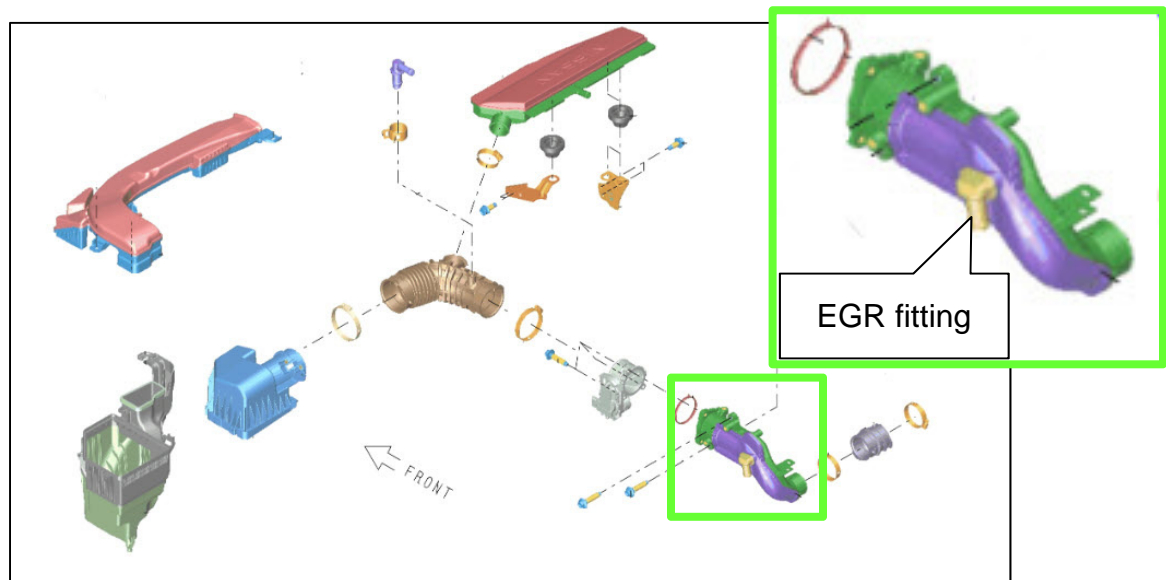


Figure 1

2. Replace the intake air duct if a restriction is present in the EGR fitting.

IMPORTANT: The purpose of **ACTION** (above) is to give you a quick idea of the work you will be performing. You **MUST** closely follow the entire **SERVICE PROCEDURE** as it contains information that is essential to successfully completing this repair.

Bulletins are intended for use by qualified technicians, not 'do-it-yourselfers'. Qualified technicians are properly trained individuals who have the equipment, tools, safety instruction, and know-how to do a job properly and safely. **NOTE:** If you believe that a described condition may apply to a particular vehicle, **DO NOT** assume that it does. See your Nissan dealer to determine if this applies to your vehicle.

SERVICE PROCEDURE

1. Inspect the EGR fitting on the intake air duct for a restriction.
 - If a restriction is present (Figure 2), proceed to step 2 to replace the intake air duct.
 - If a restriction is not present (Figure 3), this bulletin does not apply. Refer to ASIST for further diagnostic assistance.




Figure 2




Figure 3

2. Replace the intake air duct.
 - Refer to the ESM: **ENGINE > ENGINE MECHANICAL > KR15DDT > REMOVAL AND INSTALLATION > ADMISSION VALVE > Removal and Installation**

PARTS INFORMATION

| DESCRIPTION | PART NUMBER | QUANTITY |
|-------------|-------------|----------|
| AIR DUCT | 16576-6RC3B | 1 |

CLAIMS INFORMATION

Submit a Primary Part (PP) type line claim using the following claims coding:

| DESCRIPTION | PFP | OP CODE | SYM | DIA | FRT |
|---------------------------|-----|---------|-----|-----|-----|
| Replace Air Duct Assembly | (1) | DA30AA | ZE | 03 | (2) |

- (1) Reference the electronic parts catalog and use the Air Duct (16576-*****) as the Primary Failed Part (**PFP**).
- (2) Reference the current Nissan Warranty Flat Rate Manual and use the indicated Flat Rate Time (**FRT**).

AMENDMENT HISTORY

| PUBLISHED DATE | REFERENCE | DESCRIPTION |
|-------------------|-----------|-----------------------------|
| February 23, 2023 | NTB23-015 | Original bulletin published |

