

WLM6 - Checking Brake Lines on the Front Axle and Replace if Necessary (Workshop Campaign)

Model Line: **911 (992)
718 Boxster / 718 Cayman (982)**

Model Year: **As of 2020 up to 2021**

Concerns: **Brake line between brake calliper and brake hose**


Information: **There is a possibility that the brake lines on the front axle between the brake calliper and brake hose were damaged during the production process on the affected vehicles.**

If this is the case, corrosion can occur at the brake lines over the service life.

Action required: Check **FRONT brake line** at the left and right and rework or replace it, depending on the result of the check.

Affected Vehicles: Only vehicles assigned to the campaign (see also PCSS Vehicle Information).

Installation
Position:



Installation position of brake lines on front axle

Required parts and materials

Parts Info:	Part No.	Designation – Location	Number
	Required parts 992:		
	V04015006D	⇒ Brake line – Front axle, left “Basic” equipment (M No. A8C) Front disc brake, standard (M No. 1LS)	1 piece

Materials: **Required materials** (usually already available at the Porsche dealer or locally sourced):

V04015006E ⇒ Brake line 1 piece
 – Front axle, right
 “Basic” equipment (M No. A8C)
 Front disc brake, standard (M No. 1LS)

or

V04015006F ⇒ Brake line 1 piece
 – Front axle, left
 “S” equipment (M No. A8F)
 Front disc brakes, standard (M No.: 1LS/1LR)

V04015006G ⇒ Brake line 1 piece
 – Front axle, right
 “S” equipment (M No. A8F)
 Front disc brakes, standard (M No.: 1LS/1LR)

or

V04015006H ⇒ Brake line 1 piece
 – Front axle, left
 “Basis/S” equipment
 Front PCCB disc brake (M No. 1LQ/1 LX)
 Front PSCB disc brake (M No. 1ZP/1LZ)

V04015006I ⇒ Brake line 1 piece
 – Front axle, right
 “Basis/S” equipment
 Front PCCB disc brake (M No. 1LQ/1 LX)
 Front PSCB disc brake (M No. 1ZP/1LZ)

Required parts 982:

V04015006J ⇒ Brake line 1 piece
 – Front axle, left

V04015006K ⇒ Brake line 1 piece
 – Front axle, right

Part No.	Designation	Quantity
00004321086	⇒ Brake fluid, 30-liter/ 7.9 gal container	As required (approx. 0.5 liter / 16.9 fl oz required per vehicle)

Expendable items: Materials required for **reworking** the brake line:

- Clean, lint-free cloth
- Cleaning solution

Required tools

- Tools:
- Torque wrench, 6 – 50 Nm (4.5 – 37 ftlb.), e.g. **VAG 1331A Torque wrench, 6-50 Nm (4.5-37 ftlb.)** or equivalent
 - Torque wrench, 150 – 800 Nm (111 – 592 ftlb.), e.g. **VAG 1601 Torque wrench, 150 - 800 Nm (111 - 592 ftlb.)**
 - **9796 - Socket wrench** for central wheel bolt
 - **9794 - Assembly aid** for central wheel bolt
 - Suitable bleeding device for brake fluid, e.g. **VAS 5234 Brake filling and bleeding equipment**

Check front left and right brake lines

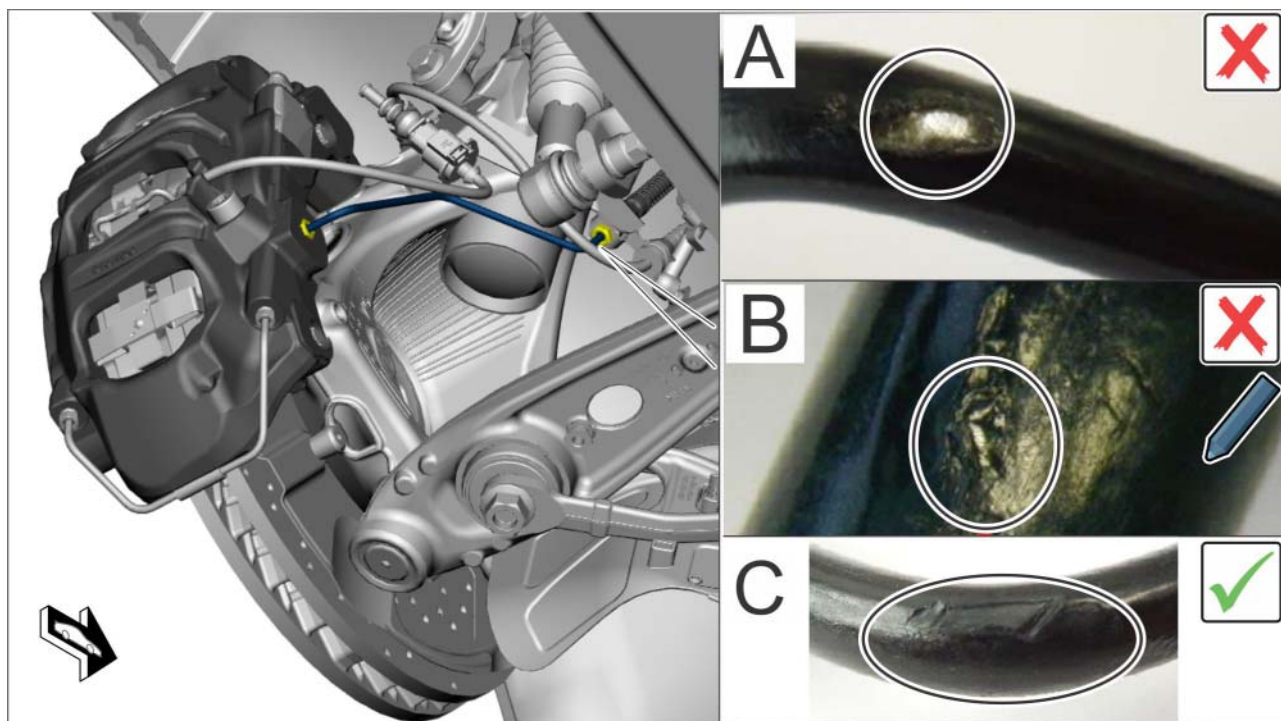


Information

The brake lines must be cleaned before starting the visual inspection and must be free of any environmental influences.

The brake line must be replaced if it is not possible to assign precisely the category A-C.

- Work Procedure: 1 Move the vehicle onto a lifting platform and raise it. ⇒ *Workshop Manual '4X00IN01 Raising the vehicle'*.
- 2 Check front left and right brake lines for possible damage.



Limit sample catalogue for brake line

Assessment		Action
(X)	<p>Category A Replacing brake line</p> <ul style="list-style-type: none"> • Surface coating significantly damaged • Zinc coating or base metal clearly visible • Significant extent of damage • Corrosion visible possibly 	<p>⇒ The affected brake line must be replaced. Continue with ⇒ <i>Technical Information '4X00IN01 Replacing brake lines'</i></p> <p>[Scope 17-46]</p>
(X)	<p>Category B Reworking brake line</p> <ul style="list-style-type: none"> • Coating damaged minimally • Zinc coating visible in small areas • Extent of damage very low to low • No corrosion visible 	<p>The affected brake line must be reworked using an EDDING 750 or touch-up stick (sourced locally). Continue with Step 3.</p> <p>[Scope 2-4, 16, 29-40]</p>
(✓)	<p>Category C Brake line does not have to be replaced or reworked.</p> <ul style="list-style-type: none"> • Coating not worn through 	<p>End of remedial action Continue with ⇒ <i>Technical Information '4X00IN01 Subsequent work'</i></p>

- No zinc coating visible
- Extent of damage very low

[Scope 1]

- 3 Remove all wheels on the front axle. For instructions, see:
 - ⇒ *Workshop Manual '440519 Removing and installing wheel'*.
 - ⇒ *Workshop Manual '440519 Remove and install wheel with central bolt'*.

- 4 Rework the affected brake line.
 - 4.1 Clean brake line using a suitable cleaning solution and leave it to dry off.
 - 4.2 Rework the position to be reworked with "EDDING 750".

Note: Any costs incurred for ordering the EDDING 750 or other comparable touch up paint can be invoiced via a subsequent credit appeal on the WLM6 line.



Reworking brake line

Continue with ⇒ *Technical Information '440519 Subsequent work'*.

Replacing brake lines



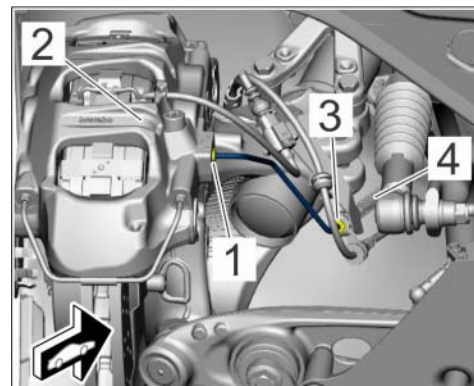
Information

- There are two bleeder valves on the brake calliper. Brake fluid must be drained at both bleeder valves in order to bleed the brakes.
- Always bleed the outer bleeder valve first.

- Work Procedure: 1 Unclip electric plug connection for the brake pad wear indicator at the brake line.
- 2 Replace the affected brake line between the brake calliper and front brake hose.

2.1 Loosen and unscrew union nut on the ⇒ *Replacing brake line -1-* brake line at the **brake calliper** ⇒ *Replacing brake line -2-*. Collect escaping brake fluid in a suitable container.

2.2 Loosen and unscrew union nut on the ⇒ *Replacing brake line -3-* brake line at the brake hose ⇒ *Replacing brake line -4-*. Then remove the brake line and close off the opening on the brake hose using a suitable stopper.



Replacing brake line

2.3 Position **new** brake connecting line on the brake calliper ⇒ *Replacing brake line -2-* and screw in the **union nut** ⇒ *Replacing brake line -1-* **with just a few turns initially**.

2.4 ⇒ *Replacing brake line -4-* Insert brake line on the brake hose, align it without tension and secure ⇒ *Replacing brake line -3-* it to the brake hose with ⇒ *Replacing brake line -4-* the union nut.

Tightening torque 16 Nm (11.8 ftlb.)

2.5 Tighten union nut for the ⇒ *Replacing brake line -1-* brake connecting line on the brake calliper ⇒ *Replacing brake line -2-*. Make sure not to twist the brake line while doing this.

Tightening torque 16 Nm (11.8 ftlb.)

3 Bleed the brake system at all four brake callipers. ⇒ *Workshop Manual '470107 Bleed brake system'*.

Concluding work

- 1 Install wheels. For instructions, see:
 ⇒ *Workshop Manual '440519 Removing and installing wheel'*.
 ⇒ *Workshop Manual '440519 Remove and install wheel with central bolt'*.
- 2 Lower the vehicle and remove it from the lifting platform.
- 3 Enter the campaign in the Warranty and Maintenance booklet.

Warranty processing

Scope 1: **Checking brake lines**

Valid for:

- **Boxster / Cayman (982)**
- **911 (992)**

Labor time:

Checking brake lines

Labor time: **35 TU**

Includes: Raising and lowering the vehicle

⇒ **Damage Code WLM6 66 000, Repair Code 1**

Scope 2:

Checking brake lines and reworking them on one side

Valid for:

- **Boxster / Cayman (982)**
- **911 (992)** with standard wheel bolts or wheel bolts with anti-theft protection (**M No. 1PA**) or (**M No. 1PD**)

Labor time:

Checking brake lines and reworking them on one side

Labor time: **45 TU**Includes: Raising and lowering the vehicle
Removing and installing wheels on the front axle
Reworking brake line⇒ **Damage Code WLM6 66 000, Repair Code 1**

Scope 3:

Checking brake lines and reworking them on one side

Valid for:

- **911 (992)** with wheels with central wheel lock (**M No. 1PJ**)

Labor time:

Checking brake lines and reworking them on one side

Labor time: **60 TU**Includes: Raising and lowering the vehicle
Removing and installing wheels on the front axle
Reworking brake line⇒ **Damage Code WLM6 66 000, Repair Code 1**

Scope 4:

Checking brake lines and reworking them on both sides

Valid for:

- **Boxster / Cayman (982)**
- **911 (992)** with standard wheel bolts or wheel bolts with anti-theft protection (**M No. 1PA**) or (**M No. 1PD**)

Labor time:

Checking brake line and reworking it on both sides

Labor time: **55 TU**

- Includes:
- Raising and lowering the vehicle
 - Removing and installing wheels on the front axle
 - Reworking brake lines

⇒ **Damage Code WLM6 66 000, Repair Code 1**



Information

Scopes 5 to 15 are invalid and are not relevant for this campaign.

Scope 16: **Checking brake lines and reworking them on both sides**

Valid for:

- **911 (992)** with wheels with central wheel lock (**M No. 1PJ**)

Labor time:

Checking brake line and reworking it on both sides

Labor time: **79 TU**

- Includes:
- Raising and lowering the vehicle
 - Removing and installing wheels on the front axle
 - Reworking brake lines

⇒ **Damage Code WLM6 66 000, Repair Code 1**

Scope 17: **Checking brake lines and replacing them on one side**

Valid for:

- **911 (992)** with standard wheel bolts or wheel bolts with anti-theft protection (**M No. 1PA**) or (**M No. 1PD**)

Labor time:

Checking brake lines and replacing them on one side

Labor time: **136 TU**

- Includes:
- Raising and lowering the vehicle
 - Removing and installing wheels on the front axle
 - Replacing brake line
 - Bleeding brake system

Required parts:

V04015006D Brake line on front axle, left 1 piece

Required materials:

00004321086	Brake fluid, 30-liter/ 7.9 gal container	0.02 piece (approx. 0.5 liter/ 16.9 fl oz or less)
⇒ Damage Code WLM6 066 000 2		

Scope 18: **Checking brake lines and replacing them on one side**

Valid for:

- **911 (992)** with standard wheel bolts or wheel bolts with anti-theft protection (**M No. 1PA**) or (**M No. 1PD**)

Labor time:		
Checking brake lines and replacing them on one side		Labor time: 136 TU
Includes:	Raising and lowering the vehicle Removing and installing wheels on the front axle Replacing brake line Bleeding brake system	
Required parts:		
V04015006E	Brake line on front axle, right	1 piece
Required materials:		
00004321086	Brake fluid, 30-liter/ 7.9 gal container	0.02 piece (approx. 0.5 liter/ 16.9 fl oz or less)
⇒ Damage Code WLM6 066 000 2		

Scope 19: **Checking brake lines and replacing them on one side**

Valid for:

- **911 (992)** with standard wheel bolts or wheel bolts with anti-theft protection (**M No. 1PA**) or (**M No. 1PD**)

Labor time:

Checking brake lines and replacing them on one side Labor time: **136 TU**
 Includes: Raising and lowering the vehicle
 Removing and installing wheels on the front axle
 Replacing brake line
 Bleeding brake system

Required parts:

V04015006F	Brake line on front axle, left	1 piece
------------	--------------------------------	---------

Required materials:

00004321086	Brake fluid, 30-liter/ 7.9 gal container	0.02 piece (approx. 0.5 liter/ 16.9 fl oz or less)
-------------	--	---

⇒ **Damage Code WLM6 066 000 2**

Scope 20: **Checking brake lines and replacing them on one side**

Valid for:

- **911 (992)** with standard wheel bolts or wheel bolts with anti-theft protection (**M No. 1PA**) or (**M No. 1PD**)

Labor time:

Checking brake lines and replacing them on one side Labor time: **136 TU**
 Includes: Raising and lowering the vehicle
 Removing and installing wheels on the front axle
 Replacing brake line
 Bleeding brake system

Required parts:

V04015006G	Brake line on front axle, right	1 piece
------------	---------------------------------	---------

Required materials:

00004321086	Brake fluid, 30-liter/ 7.9 gal container	0.02 piece (approx. 0.5 liter/ 16.9 fl oz or less)
-------------	--	---

⇒ **Damage Code WLM6 066 000 2**

Scope 21: **Checking brake lines and replacing them on one side**

Valid for:

- **911 (992)** with standard wheel bolts or wheel bolts with anti-theft protection (**M No. 1PA**) or (**M No. 1PD**)

Labor time:

Checking brake lines and replacing them on one side

Labor time: **136 TU**

Includes: Raising and lowering the vehicle
 Removing and installing wheels on the front axle
 Replacing brake line
 Bleeding brake system

Required parts:

V04015006H	Brake line on front axle, left	1 piece
------------	--------------------------------	---------

Required materials:

00004321086	Brake fluid, 30-liter/ 7.9 gal container	0.02 piece (approx. 0.5 liter/ 16.9 fl oz or less)
-------------	--	---

⇒ **Damage Code WLM6 066 000 2**Scope 22: **Checking brake lines and replacing them on one side**

Valid for:

- **911 (992)** with standard wheel bolts or wheel bolts with anti-theft protection (**M No. 1PA**) or (**M No. 1PD**)

Labor time:

Checking brake lines and replacing them on one side

Labor time: **136 TU**

Includes: Raising and lowering the vehicle
 Removing and installing wheels on the front axle
 Replacing brake line
 Bleeding brake system

Required parts:		
V04015006I	Brake line on front axle, right	1 piece
Required materials:		
00004321086	Brake fluid, 30-liter/ 7.9 gal container	0.02 piece (approx. 0.5 liter/ 16.9 fl oz or less)
⇒ Damage Code WLM6 066 000 2		

Scope 23: **Checking brake lines and replacing them on one side**

Valid for:

- **911 (992)** with wheels with central wheel lock (**M No. 1PJ**)

Labor time:		
Checking brake lines and replacing them on one side		Labor time: 175 TU
Includes:	Raising and lowering the vehicle Removing and installing wheels on the front axle Replacing brake line Bleeding brake system	
Required parts:		
V04015006F	Brake line on front axle, left	1 piece
Required materials:		
00004321086	Brake fluid, 30-liter/ 7.9 gal container	0.02 piece (approx. 0.5 liter/ 16.9 fl oz or less)
⇒ Damage Code WLM6 066 000 2		

Scope 24: **Checking brake lines and replacing them on one side**

Valid for:

- **911 (992)** with wheels with central wheel lock (**M No. 1PJ**)

Labor time:

Checking brake lines and replacing them on one side

Labor time: **175 TU**

Includes: Raising and lowering the vehicle
 Removing and installing wheels on the front axle
 Replacing brake line
 Bleeding brake system

Required parts:

V04015006G	Brake line on front axle, right	1 piece
------------	---------------------------------	---------

Required materials:

00004321086	Brake fluid, 30-liter/ 7.9 gal container	0.02 piece (approx. 0.5 liter/ 16.9 fl oz or less)
-------------	--	---

⇒ **Damage Code WLM6 066 000 2**Scope 25: **Checking brake lines and replacing them on one side**

Valid for:

- **911 (992)** with wheels with central wheel lock (**M No. 1PJ**)

Labor time:

Checking brake lines and replacing them on one side

Labor time: **175 TU**

Includes: Raising and lowering the vehicle
 Removing and installing wheels on the front axle
 Replacing brake line
 Bleeding brake system

Required parts:

V04015006H	Brake line on front axle, left	1 piece
------------	--------------------------------	---------

Required materials:

00004321086	Brake fluid, 30-liter/ 7.9 gal container	0.02 piece (approx. 0.5 liter/ 16.9 fl oz or less)
-------------	--	---

⇒ **Damage Code WLM6 066 000 2**

Scope 26: **Checking brake lines and replacing them on one side**

Valid for:

- **911 (992)** with wheels with central wheel lock **(M No. 1PJ)**

Labor time:

Checking brake lines and replacing them on one side Labor time: **175 TU**

Includes: Raising and lowering the vehicle
 Removing and installing wheels on the front axle
 Replacing brake line
 Bleeding brake system

Required parts:

V04015006I	Brake line on front axle, right	1 piece
------------	---------------------------------	---------

Required materials:

00004321086	Brake fluid, 30-liter/ 7.9 gal container	0.02 piece (approx. 0.5 liter/ 16.9 fl oz or less)
-------------	--	---

⇒ **Damage Code WLM6 066 000 2**

Scope 27: **Checking brake lines and replacing them on one side**

Valid for:

- **Boxster / Cayman (982)**

Labor time:

Checking brake lines and replacing them on one side Labor time: **136 TU**

Includes: Raising and lowering the vehicle
 Removing and installing wheels on the front axle
 Replacing brake line
 Bleeding brake system

Required parts:

V04015006J	Brake line on front axle, left	1 piece
------------	--------------------------------	---------

Required materials:

00004321086	Brake fluid, 30-liter/ 7.9 gal container	0.02 piece (approx. 0.5 liter/ 16.9 fl oz or less)
-------------	--	---

⇒ Damage Code WLM6 066 000 2

Scope 28: **Checking brake lines and replacing them on one side**

Valid for:

- **Boxster / Cayman (982)**

Labor time:

Checking brake lines and replacing them on one side

Labor time: **136 TU**

Includes: Raising and lowering the vehicle
 Removing and installing wheels on the front axle
 Replacing brake line
 Bleeding brake system

Required parts:

V04015006K	Brake line on front axle, right	1 piece
------------	---------------------------------	---------

Required materials:

00004321086	Brake fluid, 30-liter/ 7.9 gal container	0.02 piece (approx. 0.5 liter/ 16.9 fl oz or less)
-------------	--	---

⇒ Damage Code WLM6 066 000 2

Scope 29: **Checking brake lines, reworking them on one side and replacing them on one side**

Valid for:

- **911 (992)** with standard wheel bolts or wheel bolts with anti-theft protection (**M No. 1PA**) or (**M No. 1PD**)

Labor time:

Checking brake lines, reworking them on one side and replacing them on one side Labor time: **137 TU**

Includes: Raising and lowering the vehicle
 Removing and installing wheels on the front axle
 Reworking brake line
 Replacing brake line
 Bleeding brake system

Required parts:

V04015006D	Brake line on front axle, left	1 piece
------------	--------------------------------	---------

Required materials:

00004321086	Brake fluid, 30-liter/ 7.9 gal container	0.02 piece (approx. 0.5 liter/ 16.9 fl oz or less)
-------------	--	---

⇒ **Damage Code WLM6 066 000 2**

Scope 30: **Checking brake lines, reworking them on one side and replacing them on one side**

Valid for:

- **911 (992)** with standard wheel bolts or wheel bolts with anti-theft protection (**M No. 1PA**) or (**M No. 1PD**)

Labor time:

Checking brake lines, reworking them on one side and replacing them on one side Labor time: **137 TU**

Includes: Raising and lowering the vehicle
 Removing and installing wheels on the front axle
 Reworking brake line
 Replacing brake line
 Bleeding brake system

Required parts:

V04015006E	Brake line on front axle, right	1 piece
------------	---------------------------------	---------

Required materials:

00004321086	Brake fluid, 30-liter/ 7.9 gal container	0.02 piece (approx. 0.5 liter/ 16.9 fl oz or less)
-------------	--	---

⇒ Damage Code WLM6 066 000 2

Scope 31: **Checking brake lines, reworking them on one side and replacing them on one side**

Valid for:

- **911 (992)** with standard wheel bolts or wheel bolts with anti-theft protection (**M No. 1PA**) or (**M No. 1PD**)

Labor time:

Checking brake lines, reworking them on one side and replacing them on one side Labor time: **137 TU**

Includes: Raising and lowering the vehicle
 Removing and installing wheels on the front axle
 Reworking brake line
 Replacing brake line
 Bleeding brake system

Required parts:

V04015006F	Brake line on front axle, left	1 piece
------------	--------------------------------	---------

Required materials:

00004321086	Brake fluid, 30-liter/ 7.9 gal container	0.02 piece (approx. 0.5 liter/ 16.9 fl oz or less)
-------------	--	---

⇒ Damage Code WLM6 066 000 2

Scope 32: **Checking brake lines, reworking them on one side and replacing them on one side**

Valid for:

- **911 (992)** with standard wheel bolts or wheel bolts with anti-theft protection (**M No. 1PA**) or (**M No. 1PD**)

Labor time:

Checking brake lines, reworking them on one side and replacing them on one side Labor time: **137 TU**

Includes: Raising and lowering the vehicle
 Removing and installing wheels on the front axle
 Reworking brake line
 Replacing brake line
 Bleeding brake system

Required parts:

V04015006G	Brake line on front axle, right	1 piece
------------	---------------------------------	---------

Required materials:

00004321086	Brake fluid, 30-liter/ 7.9 gal container	0.02 piece (approx. 0.5 liter/ 16.9 fl oz or less)
-------------	--	---

⇒ Damage Code WLM6 066 000 2

Scope 33: **Checking brake lines, reworking them on one side and replacing them on one side**

Valid for:

- **911 (992)** with standard wheel bolts or wheel bolts with anti-theft protection (**M No. 1PA**) or (**M No. 1PD**)

Labor time:

Checking brake lines, reworking them on one side and replacing them on one side Labor time: **137 TU**

Includes: Raising and lowering the vehicle
 Removing and installing wheels on the front axle
 Reworking brake line
 Replacing brake line
 Bleeding brake system

Required parts:

V04015006H	Brake line on front axle, left	1 piece
------------	--------------------------------	---------

Required materials:

00004321086	Brake fluid, 30-liter/ 7.9 gal container	0.02 piece (approx. 0.5 liter/ 16.9 fl oz or less)
-------------	--	---

⇒ Damage Code WLM6 066 000 2

Scope 34: **Checking brake lines, reworking them on one side and replacing them on one side**

Valid for:

- **911 (992)** with standard wheel bolts or wheel bolts with anti-theft protection (**M No. 1PA**) or (**M No. 1PD**)

Labor time:

Checking brake lines, reworking them on one side and replacing them on one side Labor time: **137 TU**

Includes: Raising and lowering the vehicle
Removing and installing wheels on the front axle
Reworking brake line
Replacing brake line
Bleeding brake system

Required parts:

V04015006l	Brake line on front axle, right	1 piece
------------	---------------------------------	---------

Required materials:

00004321086	Brake fluid, 30-liter/ 7.9 gal container	0.02 piece (approx. 0.5 liter/ 16.9 fl oz or less)
-------------	--	---

⇒ Damage Code WLM6 066 000 2

Scope 35: **Checking brake lines, reworking them on one side and replacing them on one side**

Valid for:

- **911 (992)** with wheels with central wheel lock (**M No. 1PJ**)

Labor time:

Checking brake lines, reworking them on one side and replacing them on one side Labor time: **176 TU**

Includes: Raising and lowering the vehicle
 Removing and installing wheels on the front axle
 Reworking brake line
 Replacing brake line
 Bleeding brake system

Required parts:

V04015006F	Brake line on front axle, left	1 piece
------------	--------------------------------	---------

Required materials:

00004321086	Brake fluid, 30-liter/ 7.9 gal container	0.02 piece (approx. 0.5 liter/ 16.9 fl oz or less)
-------------	--	---

⇒ **Damage Code WLM6 066 000 2**

Scope 36: **Checking brake lines, reworking them on one side and replacing them on one side**

Valid for:

- **911 (992)** with wheels with central wheel lock (**M No. 1PJ**)

Labor time:

Checking brake lines, reworking them on one side and replacing them on one side Labor time: **176 TU**

Includes: Raising and lowering the vehicle
 Removing and installing wheels on the front axle
 Reworking brake line
 Replacing brake line
 Bleeding brake system

Required parts:

V04015006G	Brake line on front axle, right	1 piece
------------	---------------------------------	---------

Required materials:

00004321086	Brake fluid, 30-liter/ 7.9 gal container	0.02 piece (approx. 0.5 liter/ 16.9 fl oz or less)
⇒ Damage Code WLM6 066 000 2		

Scope 37: **Checking brake lines, reworking them on one side and replacing them on one side**

Valid for:

- **911 (992)** with wheels with central wheel lock (**M No. 1PJ**)

Labor time:		
Checking brake lines, reworking them on one side and replacing them on one side		Labor time: 176 TU
Includes:	Raising and lowering the vehicle Removing and installing wheels on the front axle Reworking brake line Replacing brake line Bleeding brake system	
Required parts:		
V04015006H	Brake line on front axle, left	1 piece
Required materials:		
00004321086	Brake fluid, 30-liter/ 7.9 gal container	0.02 piece (approx. 0.5 liter/ 16.9 fl oz or less)
⇒ Damage Code WLM6 066 000 2		

Scope 38: **Checking brake lines, reworking them on one side and replacing them on one side**

Valid for:

- **911 (992)** with wheels with central wheel lock (**M No. 1PJ**)

Labor time:

Checking brake lines, reworking them on one side and replacing them on one side Labor time: **176 TU**

Includes: Raising and lowering the vehicle
 Removing and installing wheels on the front axle
 Reworking brake line
 Replacing brake line
 Bleeding brake system

Required parts:

V04015006I	Brake line on front axle, right	1 piece
------------	---------------------------------	---------

Required materials:

00004321086	Brake fluid, 30-liter/ 7.9 gal container	0.02 piece (approx. 0.5 liter/ 16.9 fl oz or less)
-------------	--	---

⇒ Damage Code WLM6 066 000 2

Scope 39: **Checking brake lines, reworking them on one side and replacing them on one side**

Valid for:

- **Boxster / Cayman (982)**

Labor time:

Checking brake lines, reworking them on one side and replacing them on one side Labor time: **137 TU**

Includes: Raising and lowering the vehicle
 Removing and installing wheels on the front axle
 Replacing brake line
 Bleeding brake system

Required parts:

V04015006J	Brake line on front axle, left	1 piece
------------	--------------------------------	---------

Required materials:

00004321086	Brake fluid, 30-liter/ 7.9 gal container	0.02 piece (approx. 0.5 liter/ 16.9 fl oz or less)
-------------	--	---

⇒ Damage Code WLM6 066 000 2

Scope 40: **Checking brake lines, reworking them on one side and replacing them on one side**

Valid for:

- **Boxster / Cayman (982)**

Labor time:

Checking brake lines, reworking them on one side and replacing them on one side Labor time: **137 TU**

Includes: Raising and lowering the vehicle
 Removing and installing wheels on the front axle
 Replacing brake line
 Bleeding brake system

Required parts:

V04015006K Brake line on front axle, right 1 piece

Required materials:

00004321086 Brake fluid, 30-liter/ 7.9 gal container 0.02 piece
 (approx. 0.5 liter/ 16.9 fl oz or less)

⇒ **Damage Code WLM6 066 000 2**

Scope 41: **Checking brake lines and replacing them on both sides**

Valid for:

- **911 (992)** with standard wheel bolts or wheel bolts with anti-theft protection (**M No. 1PA**) or (**M No. 1PD**)

Labor time:

Checking brake lines and replacing them on both sides Labor time: **146 TU**

Includes: Raising and lowering the vehicle
 Removing and installing wheels on the front axle
 Replacing brake lines
 Bleeding brake system

Required parts:

V04015006D	Brake line on front axle, left	1 piece
V04015006E	Brake line on front axle, right	1 piece

Required materials:

00004321086	Brake fluid, 30-liter/ 7.9 gal container	0.02 piece (approx. 0.5 liter/ 16.9 fl oz or less)
-------------	--	---

⇒ Damage Code WLM6 066 000 2

Scope 42: **Checking brake lines and replacing them on both sides**

Valid for:

- **911 (992)** with standard wheel bolts or wheel bolts with anti-theft protection (**M No. 1PA**) or (**M No. 1PD**)

Labor time:

Checking brake lines and replacing them on both sides	Labor time: 146 TU
Includes:	<ul style="list-style-type: none"> Raising and lowering the vehicle Removing and installing wheels on the front axle Replacing brake lines Bleeding brake system

Required parts:

V04015006F	Brake line on front axle, left	1 piece
V04015006G	Brake line on front axle, right	1 piece

Required materials:

00004321086	Brake fluid, 30-liter/ 7.9 gal container	0.02 piece (approx. 0.5 liter/ 16.9 fl oz or less)
-------------	--	---

⇒ Damage Code WLM6 066 000 2

Scope 43: **Checking brake lines and replacing them on both sides**

Valid for:

- **911 (992)** with standard wheel bolts or wheel bolts with anti-theft protection (**M No. 1PA**) or (**M No. 1PD**)

Labor time:

Checking brake lines and replacing them on both sides

Labor time: **146 TU**

Includes: Raising and lowering the vehicle
 Removing and installing wheels on the front axle
 Replacing brake lines
 Bleeding brake system

Required parts:

V04015006H	Brake line on front axle, left	1 piece
V04015006I	Brake line on front axle, right	1 piece

Required materials:

00004321086	Brake fluid, 30-liter/ 7.9 gal container	0.02 piece (approx. 0.5 liter/ 16.9 fl oz or less)
-------------	--	---

⇒ Damage Code WLM6 066 000 2

Scope 44:

Checking brake lines and replacing them on both sides

- **911 (992)** with wheels with central wheel lock (**M No. 1PJ**)

Labor time:

Checking brake lines and replacing them on both sides

Labor time: **186 TU**

Includes: Raising and lowering the vehicle
 Removing and installing wheels on the front axle
 Replacing brake lines
 Bleeding brake system

Required parts:

V04015006F	Brake line on front axle, left	1 piece
V04015006G	Brake line on front axle, right	1 piece

Required materials:

00004321086	Brake fluid, 30-liter/ 7.9 gal container	0.02 piece (approx. 0.5 liter/ 16.9 fl oz or less)
-------------	--	---

⇒ Damage Code WLM6 066 000 2

Scope 45: **Checking brake lines and replacing them on both sides**

- **911 (992)** with wheels with central wheel lock **(M No. 1PJ)**

Labor time:		
Checking brake lines and replacing them on both sides		Labor time: 186 TU
Includes:	Raising and lowering the vehicle	
	Removing and installing wheels on the front axle	
	Replacing brake lines	
	Bleeding brake system	
Required parts:		
V04015006H	Brake line on front axle, left	1 piece
V04015006I	Brake line on front axle, right	1 piece
Required materials:		
00004321086	Brake fluid, 30-liter/ 7.9 gal container	0.02 piece (approx. 0.5 liter/ 16.9 fl oz or less)
⇒ Damage Code WLM6 066 000 2		

Scope 46: **Checking brake lines and replacing them on both sides**

- **Boxster / Cayman (982)**

Labor time:		
Checking brake lines and replacing them on both sides		Labor time: 146 TU
Includes:	Raising and lowering the vehicle	
	Removing and installing wheels on the front axle	
	Replacing brake lines	
	Bleeding brake system	
Required parts:		
V04015006J	Brake line on front axle, left	1 piece
V04015006K	Brake line on front axle, right	1 piece

Required materials:

00004321086	Brake fluid, 30-liter/ 7.9 gal container	0.02 piece (approx. 0.5 liter/ 16.9 fl oz or less)
-------------	--	---

⇒ Damage Code WLM6 066 000 2

Important Notice: Technical Bulletins issued by Porsche Cars North America, Inc. are intended only for use by professional automotive technicians who have attended Porsche service training courses. They are written to inform those technicians of conditions that may occur on some Porsche vehicles, or to provide information that could assist in the proper servicing of a vehicle. Porsche special tools may be necessary in order to perform certain operations identified in these bulletins. Use of tools and procedures other than those Porsche recommends in these bulletins may be detrimental to the safe operation of your vehicle, and may endanger the people working on it. Properly trained Porsche technicians have the equipment, tools, safety instructions, and know-how to do the job properly and safely. Part numbers listed in these bulletins are for reference only. The work procedures updated electronically in the Porsche PIWIS diagnostic and testing device take precedence and, in the event of a discrepancy, the work procedures in the PIWIS Tester are the ones that must be followed.

© 2023 Porsche Cars North America, Inc.