



GROUP	MODEL
ELE	2022MY K5 (DL3a) w/o Smart Cruise
NUMBER	DATE
260 (Rev 1, 01/04/2023)	August 2022

TECHNICAL SERVICE BULLETIN

SUBJECT: **SERVICE ACTION: STEERING WHEEL REPLACEMENT
FOR INCORRECT BUTTONS (SA505)**

NOTICE

This bulletin has been revised to include additional information. New/revised sections of this bulletin are indicated by a black bar in the margin area.

This bulletin provides information to replace the steering wheel on some 2022MY K5 (DL3a) vehicles produced from June 13, 2022 through June 21, 2022, which may have had the incorrect steering wheel assembly installed during production. These vehicles are not equipped with the Smart Cruise control feature. There are no warning lights or features causing concerns from having the incorrect steering wheel. Follow the procedure outlined in this publication to replace the steering wheel assembly with the new steering wheel assembly. Before conducting the procedure, verify that the vehicle is included in the list of affected VINs.



NOTICE

A Service Action is a repair program without customer notification that is performed during the warranty period. Any dealer requesting to perform this repair outside the warranty period will require DPSM approval.

Repair status for a VIN is provided on WebDCS (Service → Warranty Coverage → Warranty Coverage Inquiry → Campaign Information). Not completed Recall / Service Action reports are available on WebDCS (Consumer Affairs → Not Completed Recall → Recall VIN → Select Report), which includes a list of affected vehicles.

This issue number is SA505.

**SERVICE ACTION: STEERING WHEEL REPLACEMENT
FOR INCORRECT BUTTONS (SA505)****Repair Procedure:****⚠ CAUTION**

Disconnect the battery negative (-) cable. Wait at least three (3) minutes before beginning work.

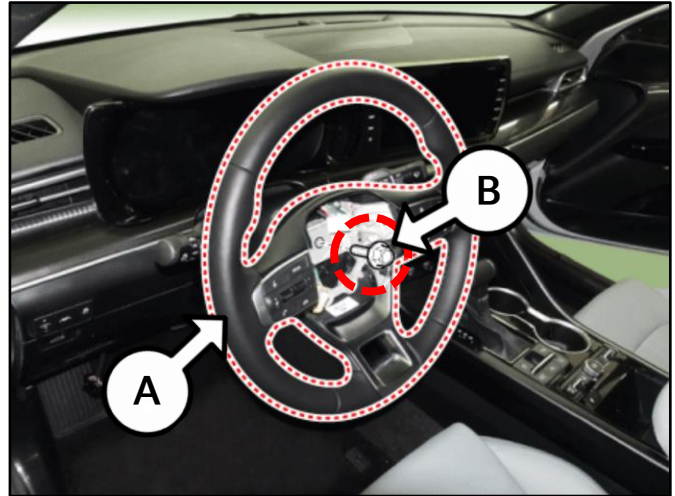
1. Replace the steering wheel (A) by referring to "Steering System → Steering Wheel → Repair procedures (Removal)" in the applicable Shop Manual on KGIS.



Tightening torque for Steering Wheel
Lock Bolt (B):
28.9 - 36.2 lb.ft (39.2 - 49.0 N.m)

ⓘ IMPORTANT

The steering wheel lock bolt (B)
CANNOT be reused. Install a new bolt.



2. Install all removed parts in reverse order of removal.
3. Confirm normal operation.



SUBJECT:

SERVICE ACTION: STEERING WHEEL REPLACEMENT FOR INCORRECT BUTTONS (SA505)

AFFECTED VEHICLE RANGE:

Model	Production Date Range
K5 (DL3a)	June 13, 2022 to June 21, 2022

REQUIRED PART:

Part Name	Part Number	Figure	Qty.	Comments
Steering Wheel Assembly	56110 L3AVOQA1		1	Original part includes the correct switch module.
Steering Wheel Lock Bolt	56115 B1000		1	Install a new bolt, Do Not reuse.

WARRANTY INFORMATION:

N Code: N99 C Code: C99

Claim Type	Causal P/N	Qty.	Repair Description	Labor Op Code	Op Time	Replacement P/N	Qty.
V	56110 L3AVOQA1	0	(SA505) Steering Wheel Replacement	220A10RO	0.4 M/H	56110 L3AVOQA1	1
						56115 B1000	

Note: When necessary, manually enter sublet code 'X2' for reimbursement of one roundtrip rideshare expense or up to three (3) days of rental for steering wheel replacement. Attach supporting documentation.

NOTICE

VIN inquiry data for this repair is provided for tracking purposes only. Kia retailers should reference SA505 when accessing the WebDCS system.