



## STAR ONLINE PUBLICATION





**Case Number:** S2223000064

**Release Date:** August 2022

**Symptom/Vehicle Issue:** Park Assist Warning Displayed On Cluster After Recent Service Repair.

**Discussion:** Message of “Service Park assist” may display on the Instrument Cluster message center. Inspect the Front and Rear Fascia sensors fitment. Verify the clips are engaged and locking tabs are fully seated. See the below images.




This document does not authorize warranty repairs. This communication documents a record of past experiences. STAR Online does not provide any conclusions about what is wrong with the vehicle. Rather, it captures all previous cases known that appear to be similar or related to the vehicle symptom / condition. You are the expert, and you are responsible for deciding on the appropriate course of action.

**Contact STAR Center, or your Technical Assistance Center Via TechConnect, eCONTACT or Service Library entry if no solution is found.**



## STAR ONLINE PUBLICATION



If the sensors are correctly installed and connector locks are engaged check for DTCs and continue diagnostics. Inspect pins on sensors. Connector repair kits are available if bent pins or connector damage is found.

This document does not authorize warranty repairs. This communication documents a record of past experiences. STAR Online does not provide any conclusions about what is wrong with the vehicle. Rather, it captures all previous cases known that appear to be similar or related to the vehicle symptom / condition. You are the expert, and you are responsible for deciding on the appropriate course of action.

**Contact STAR Center, or your Technical Assistance Center Via TechConnect, eCONTACT or Service Library entry if no solution is found.**



## STAR ONLINE PUBLICATION



### SENSOR-PARK ASSIST 10

Full Repair Kit: 68510519AA

No terminal repair kits have been identified.

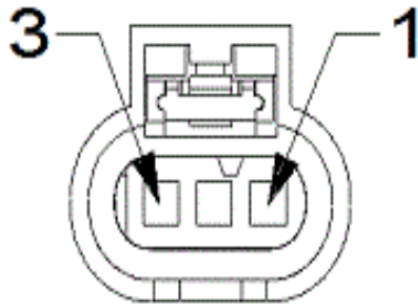
End View

#### Removal Tools

A specific removal tool has not been identified.

#### Pin Information

Cav	Circuit	Gauge	Color	Function
1	X700	0.50	GY/OG	POWER SUPPLY
2	D704	0.50	WH/DG	SIGNAL 10
3	X750	0.50	GY/BU	SENSOR GROUND



This document does not authorize warranty repairs. This communication documents a record of past experiences. STAR Online does not provide any conclusions about what is wrong with the vehicle. Rather, it captures all previous cases known that appear to be similar or related to the vehicle symptom / condition. You are the expert, and you are responsible for deciding on the appropriate course of action.

**Contact STAR Center, or your Technical Assistance Center Via TechConnect, eCONTACT or Service Library entry if no solution is found.**