



Service Bulletin

Bulletin No.: 22-NA-246


Date: December, 2022

INFORMATION


Subject: Information on Unnecessary Replacement of Extension Housing and 1-2-3-4-5-REV Clutch Piston Assembly for 8L45, 8L90 Automatic Transmissions

Brand:	Model:	Model Year:		VIN:		Engine:	Transmission:			
		from	to	from	to					
Cadillac	ATS	2016	2019				M5N, M5T, M5U			
	CT4	2020	2022				M5N			
	CT6	2016	2018				M5N, M5X			
	CTS	2016	2019				M5N, M5U			
	Escalade Models	2015	2017				M5U			
Chevrolet	Camaro	2016	2021				—	—	—	M5T, M5U
	Colorado	2017	2022							M5T, M5U
	Corvette	2015	2019							M5U
	Express	2017	2020							M5U, MQD
	Silverado	2015	2018							M5U, M5X
	Silverado 1500 (New Model)	2019	2019	MQE, M5X						
	Silverado LD									
	Silverado 1500	2020	2021							
	Silverado 1500 - LTD (RPO J21, VIN Digit 5 = W/Y)	2022	2022							
	Silverado 1500 - New (RPO J22, VIN Digit 5 = A/D)									
Suburban	2015	2017	M5U							
Tahoe										

Brand:	Model:	Model Year:		VIN:		Engine:	Transmission:
		from	to	from	to		
GMC	Canyon	2017	2022	—	—	—	M5T
	Savana						M5U, MQD
	Sierra	2015	2018				M5U, M5X
	Sierra 1500 (New Model)	2019	2019				MQE, M5X
	Sierra Limited						
	Sierra 1500	2020	2021				
	Sierra 1500 - Limited (RPO J21, VIN Digit 5 = 8/9)	2022	2022				
	Sierra 1500 - New (RPO J22, VIN Digit 5 = H/U)						
	Yukon Models	2015	2017				

Involved Region or Country	North America, Middle East
Condition	Some technicians may see normal witness marks that lead them to condemn the extension housing and 1-2-3-4-5-REV clutch piston assembly.
Cause	<p>Important: Several of these components were returned for an engineering investigation into the witness marks found on the extension housing and the 1-2-3-4-5-Rev clutch piston assembly. Engineering has verified that components with these marks are not the cause of harsh shifting concerns. The components should not be replaced due to the witness marks. The 1-2-3-4-5-REV clutch piston is an applied clutch in Park, Neutral, Reverse, and the 1st, 2nd, 3rd, 4th, and 5th gear ranges.</p> <p>Although these components should not be replaced for these witness marks, another concern was found during the investigation with the components returned from transmissions that had accumulated higher mileage.</p> <p>This condition may apply to high mileage vehicles where it is possible to find one or both orifices missing in the 1-2-3-4-5-REV clutch piston.</p>  <p>The orifices are normally staked into the two passages and may become dislodged during time.</p>

6201397




6204833

Extension housing bore showing witness marks related to the O-ring seal from the 1-2-3-4-5-REV clutch piston. These two witness marks are always located in the same general area, almost directly across from the fluid entry ports into the extension housing.



6201402

	<p>The extension housing should not be replaced if witness marks are left by the piston assembly.</p> <ul style="list-style-type: none"> – If either of the orifices have become dislodged, the extension housing and 1-2-3-4-5-REV piston assembly will require replacement.  <p style="text-align: right;">6204566</p> <p>This triangle shaped boss on the 1-2-3-4-5-REV clutch piston acts as a stop, to not allow the piston to rotate when engaged. Over time, the boss will become polished on the side and matching marks will be in the area on the extension housing. Engineering has investigated and confirmed that the O-ring and boss markings have no ill effect on transmission shift quality.</p>
<p>Information</p>	<p>Note: Technicians should always road test vehicle in the same manner that the customer is defining in their concern when it can be done safely and in accordance with all State/ Provincial and Federal vehicle operating laws and within the speed limit as allotted by road conditions</p> <p>If the technician can duplicate the concern, an initial inspection of the vehicle should be performed first.</p> <ul style="list-style-type: none"> – Once the technician has verified there are no visible concerns or fluid leaks found, check service information (SI) for any bulletins on the concern: <ul style="list-style-type: none"> • Bulletin 22-NA-182 refers to possible twisted cooler lines that can cause a harsh shift concern. • Bulletin 16-NA-361 addresses customer concerns with an initial harsh 1-2 shift after the vehicle has sat for at least four hours. • Bulletin 22-NA-122 should also be reviewed for description and operation of the transmission. <p>If the technician cannot identify any obvious causes of the customers concern, the next step will be to verify the transmission fluid level is as specified in the service information, making sure to have the vehicle at the correct temperature according to the procedure outlined in SI.</p> <p>If the fluid level is correct, the technician should remove the transmission pan and inspect for debris in the fluid and on the magnets.</p> <p>If the technician finds excessive debris on the magnets, in the fluid, or signs of overheating, the transmission should be torn down and inspected to identify the cause.</p> <p>⇒ During tear down and inspection, clutch pack clearance should be measured and adjusted according to SI specifications. If needed, inspect the steels for excessive and uneven wear and replace as needed.</p> <p>Concerns related to a harsh or firm garage shift; the transmission endplay should be inspected and brought down as close to the tight end of the range, generally between 0.008"-0.012" should be acceptable.</p> <p>If there are signs of overheating, the technician should verify the TBV valve operation using a laser thermometer to measure inlet and outlet temperatures of the cooler by measuring the lines at different locations.</p> <p>If no debris is found, the transmission valve body should be replaced.</p>

	Bulletin 16-NA-019 should be followed to perform the driving learn of the clutches, prior to any further diagnostic evaluation being performed.
--	---

Important: Service agents must comply with all International, Federal, State, Provincial, and/or Local laws applicable to the activities it performs under this bulletin, including but not limited to handling, deploying, preparing, classifying, packaging, marking, labeling, and shipping dangerous goods. In the event of a conflict between the procedures set forth in this bulletin and the laws that apply to your dealership, you must follow those applicable laws.

Version	1
Modified	Released December 05, 2022

