



Service Bulletin

Bulletin No.: 22-NA-226

Date: November, 2022

INFORMATION

Subject: Information on 6500XD/7500XD Medium Duty (LCF) with the 6.7L Cummins Diesel Engine



Brand:	Model:	Model Year:		VIN:		Engine:	Transmission:
		from	to	from	to		
Chevrolet	6500XD/7500XD Medium Duty (LCF)	2022	2023			LCB	







Information

Important: Service agents must comply with all International, Federal, State, Provincial, and/or Local laws applicable to the activities it performs under this bulletin, including but not limited to handling, deploying, preparing, classifying, packaging, marking, labeling, and shipping dangerous goods. In the event of a conflict between the procedures set forth in this bulletin and the laws that apply to your dealership, you must follow those applicable laws.

The information below is provided to help technicians properly service the 2022MY GM vehicles equipped with the 6.7L Cummins diesel engine. This bulletin also outlines the diagnostic scan tool connection requirements to facilitate technicians' use of the tool on the Affected Vehicles.


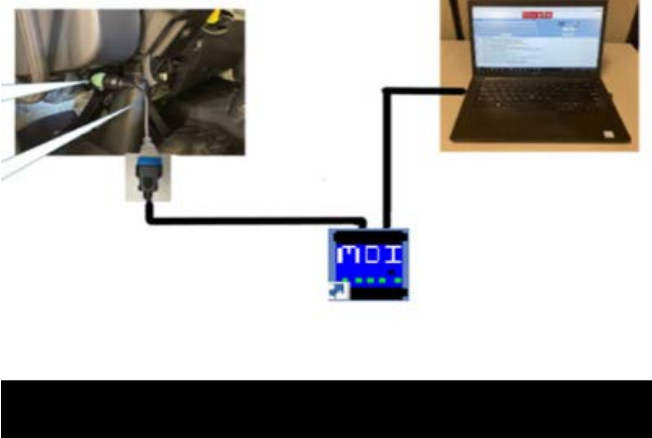
Transmission Fluid	Use Castrol Oil TranSynd TES295 ONLY.
Power Steering Fluid	Use Castrol Oil TranSynd TES295 ONLY.
Cummins Engine Repair	The Cummins Engine is warrantied directly by Cummins. All warranty repairs must be performed at an authorized Cummins dealer. Use the link below to find your nearest Cummins dealer. https://www.cummins.com/na/sales-and-service/service
Allison Automatic Transmission Repair	The Allison Transmission is warrantied directly by Allison. All Allison Automatic Transmission warranty repairs must be performed at an authorized Allison dealer. Use the link below to find your nearest Allison dealer. https://www.allisontransmission.com/sales-service-locator
Emissions Warranty – After-treatment Component coverage	Cummins is primarily responsible for the Emissions warranty covering the After-treatment system. Those repairs must be performed at an authorized Cummins dealer. Refer to the Cummins Owners Manual for coverage details. GM is responsible for certain components that support the After-treatment system. These parts include: DEF Tank, DEF Tank Multi Sensor Unit (Quality/Level), among others. These parts must be repaired by an authorized GM dealer. Refer to the GM Owner's Warranty Booklet for coverage details.

<p>DPF Regeneration instrument panel indicators are unique</p>	<div style="text-align: center;">  </div> <p style="text-align: right;">6192934</p> <p>The Regeneration Required warning indicator in the MID will illuminate when DPF regeneration is required.</p>
	<div style="text-align: center;">  </div> <p style="text-align: right;">6192935</p> <p>The High Exhaust System Temperature Indicator light will illuminate when DPF regeneration is in progress.</p>
<p>DPF Regenerations have different functionality than previous GM Models</p>	<p>Refer to the Cummins Operation and Maintenance Manual for further details</p>
<p>Odor and Fumes from Engine Compartment on New Vehicle on first start and warm up</p>	<p>The Cummins Engine and Components have been painted a trademark red color. This red paint may emit an odor and/or fumes when it is warmed up for the first time. The vehicle should be operated outdoors in a safe area with adequate ventilation when it is first started and warmed up.</p>
<p>Brake squeal during braking</p>	<p>Some brake noise is normal. Noise caused by glazing of the brake shoes can be addressed by sanding the shoes with 80 to 100-grit sandpaper. Sanding should not be done in the direction of drum rotation. Drivers' braking habits and certain types of vehicle upfits can cause glazing.</p>

<p>A Separate DEF Control Module Does not exist</p>	<p>Engine and After-treatment system are controlled by the Cummins ECM.</p>
<p>Engine Oil Level Indicator (dipstick) may require effort to remove and to insert</p>	<p>This is normal for this engine oil level indicator. Compare the effort required to remove the engine oil level indicator with another Cummins-powered GM vehicle to determine if the effort required is excessive.</p>
<p>The Engine Cooling Fan Clutch (wobble) Runout</p>	<p>The Engine Cooling Fan Clutch may appear to “wobble” or have runout while the engine is running. This may be normal and expected. Compare the fan clutch “wobble” with another Cummins-powered GM vehicle to determine if the wobble is excessive.</p>
<p>This Model is not equipped with a Separate Exhaust Brake Valve</p>	<p>Exhaust Brake is a function of the Variable Geometry Turbocharger (VGT). Refer to the Cummins Operation and Maintenance Manual for further details.</p>
<p>Some Models are not equipped with parking pawl</p>	<p>FVR and FVR-D Models DO NOT have a Parking Pawl, and therefore do not have a “Park” shifter selection. FTR Models have a Parking Pawl and a “Park” shifter selection.</p>
<p>Two Park Brake Indicators</p>	<div style="text-align: center;">    </div> <p style="text-align: right;">6192936</p> <p>On all models the PARK BRAKE indicator on the instrument panel illuminates when the Park Brake is engaged.</p>
<p>Two Park Brake Indicators</p>	<div style="text-align: center;">    </div> <p style="text-align: right;">6192937</p> <p>On FVR models the “Park Brake Not Set” indicator will illuminate in the MID when the Park Brake is not engaged and a cab door is opened. This light will be illuminate even when the engine control switch is in the off position.</p>

<p>Daytime Running Light (DRL) Differences between U.S. and Canadian Models</p>	<p>On U.S. model, DRLs illuminate the lights only on the front of the vehicle. On Canadian model, DRLs illuminate the taillights and the lights on the front of the vehicle.</p>
<p>Scan Tool Communication</p>	<p>The GDS2 Tablet, GDS2 MX2, and MX2-TW will communicate with the Cummins engine. GM technicians will be able to retrieve DTCs and read some basic data list parameters. This data is provided to assist you when making GM chassis and wiring related repairs. But, any data resets or calibration changes will need to be performed by a Cummins dealer using the Cummins approved scan tool.</p>
<p>Vehicle Health Report (VHR)</p>	<p>A Vehicle Health Report is available for this model. But the information in the VHR for this model is not as extensive as in the VHRs for GM N-Series diesel engine-equipped vehicles and prior model F-Series vehicles.</p>

SCAN TOOL COMMUNICATION with 2022MY 6.7L Cummins Engine

<p>IDSS HDOBD Adapter Cable This adapter is required for complete communication with all onboard ECUs.</p>	<p>ECM TCM Mimamori Electronic Brake Control Module (EBCM)</p>	 <p>6192944</p>
 <p>6193357</p> <p>This illustration displays two of the cables discussed above to connect to the onboard ECUs.</p>		

Version	1
Modified	Released November 14, 2022

GM bulletins are intended for use by professional technicians, NOT a "do-it-yourselfer". They are written to inform these technicians of conditions that may occur on some vehicles, or to provide information that could assist in the proper service of a vehicle. Properly trained technicians have the equipment, tools, safety instructions, and know-how to do a job properly and safely. If a condition is described, **DO NOT** assume that the bulletin applies to your vehicle, or that your vehicle will have that condition. See your GM dealer for information on whether your vehicle may benefit from the information.



WE SUPPORT VOLUNTARY
TECHNICIAN
CERTIFICATION