



# Preliminary Information

## PIP5872 10L80 Fluid Leak At the Rear Of the Transmission

Models

Brand:	Model:	Model Years:	VIN:		Engine:	Transmissions:
			from	to		
Cadillac	Escalade	2022	All	All	All	MHS MQC
Chevrolet	Cheyenne 2WD LTD (RPO J21, VIN Digit 5 = W)	2022	All	All	All	MQB
Chevrolet	Cheyenne 2WD New (RPO J22, VIN Digit 5 = A)	2022	All	All	All	MHS MHT MQB MQC
Chevrolet	Cheyenne 4WD LTD (RPO J21, VIN Digit 5 = Y)	2022	All	All	All	MQB
Chevrolet	Cheyenne 4WD New (RPO J22, VIN Digit 5= D)	2022	All	All	All	MHS MHT MQB MQC
Chevrolet	Silverado 2WD LTD (RPO J21, VIN Digit 5 = W)	2022	All	All	All	MQB
Chevrolet	Silverado 2WD New (RPO J22, VIN Digit 5 = A)	2022	All	All	All	MHS MHT MQB MQC
Chevrolet	Silverado 4WD LTD (RPO J21, VIN Digit 5 = Y)	2022	All	All	All	MQB
Chevrolet	Silverado 4WD New (RPO J22, VIN Digit 5= D)	2022	All	All	All	MHS MHT MQB MQC
Chevrolet	Suburban	2022	All	All	All	MHS MQC
Chevrolet	Tahoe	2022	All	All	All	MHS MQC
GMC	Sierra 2WD Limited (RPO J21, VIN Digit 5 = 8)	2022	All	All	All	MQB
GMC	Sierra 2WD New (RPO J22, VIN Digit 5 = H)	2022	All	All	All	MHS MHT MQB MQC
GMC	Sierra 4WD Limited (RPO J21 VIN Digit 5 = 9)	2022	All	All	All	MQB
GMC	Sierra 4WD New (RPO J22, VIN Digit 5 = U)	2022	All	All	All	MHS MHT MQB MQC
GMC	Yukon	2022	All	All	All	MHS MQC
GMC	Yukon XL	2022	All	All	All	MHS MQC


Involved Region or Country	North America & NA Exports
Condition	Some customers may comment that transmission fluid is leaking under the vehicle.
Cause	One or more of the transmission rear case plugs maybe leaking. Use a light looking from the ride side of the transmission between the transmission cross member and transmission case to help confirm the leak source is the case plug.

Correction:

**Inspect the rear of the transmission for a possible leak at the case plugs for evidence of transmission fluid.**

**If it is determined that the one or both case plugs are leaking use SI to remove the transmission cross member support and mount to gain access to the plugs.**


**4wd shown but 2wd is similar**



**Note: Only replace the plug that is leaking.**



**Remove the suspect plug, discard and clean the threaded hole with a clean lint free shop towel to remove residual oil.**



**Note: Do Not reuse the removed plug**


**Note: Not all of the residual oil will be removed in the cleaning process**

**Note: Do NOT use Brake Clean type solvents to clean the female threaded plug area**

**Apply a small bead of AC Delco Thread Sealant 19333512 (Can 10953480) to the new plug.**



**Install the new plugs torquing to 11 lb ft (15 Nm) and clean the area around the plug.**



**Reinstall the transmission cross member following SI**

**Check the transmission fluid level following SI and correct as needed.  
Transmission Fluid ULV 19352619 (Can 19352620)**

**Parts Required for Case Plug Replacement**

- **Transmission Case Plugs 11548770**
- **AC Delco 19333512 (Can 10953480)**
- **Transmission Fluid ULV 19352619 (Can 19352620)**

• Note: A TSB will be replacing this PI \*

Parts Information

Description	Part Number	QTY
<b>Transmission Case Plugs</b>	<b>11548770</b>	As required
<b>AC Delco Thread Sealant</b>	<b>19333512 (Can 10953480)</b>	As required
<b>Transmission Fluid ULV</b>	<b>19352619 (Can 19352620)</b>	As required

Version History

Version	<b>1</b>
Modified	10/14/2022 - Created on.

