

Matthew A Bruette

From: Jerr-Dan <marketing@jerrdan.com>
Sent: Thursday, October 20, 2022 1:45 PM
To: Matthew A Bruette
Subject: HD Wrecker Maintenance & Lubrication Reminder

Heavy Duty Wrecker Maintenance & Lubrication Reminder

Email not displaying correctly?
[View it in your browser.](#)










BULLETIN No. 22-021:

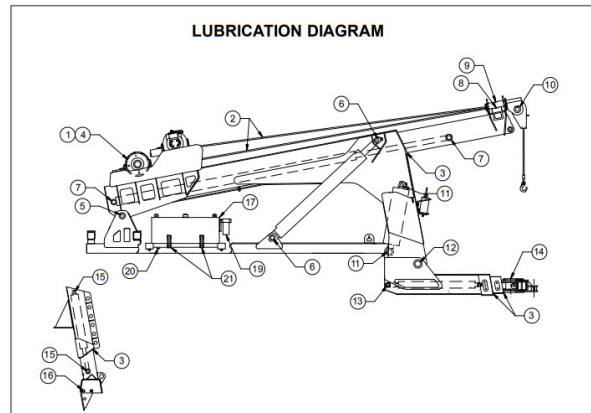
Dear Valued Distributor,

As Jerr-Dan continues to grow and manufacture Heavy Duty Wreckers, we would like to remind our distributors of the required maintenance outlined in the operators' manuals residing on Online Express and Jerrdan.com.

Keeping up to date with maintenance and lubrication on a Heavy Duty Wrecker, supports the longevity of the equipment while ensuring proper operation of the equipment when in use.

In the maintenance sections of the Heavy Duty Operators manuals, you will find a Lubrication Diagram as well as Lubrication points, outlining the areas that have required date driven and lapsed time lubrication intervals. See the screenshots below for an example. Please refer to your Heavy Duty Wrecker Operation Manual PN 5376000169 revision G, section 6.6 to view the full images.

LUBRICATION DIAGRAM				
LUBRICATION INTERVAL	ID No.	IDENTIFICATION	SERVICE	LUBRICATION
VENDOR SPECIFIED BREAK-IN PERIOD	1	WINCH GEAR CASE LUBE	DRAIN & FILL	SEE NOTE 1
WEEKLY	2	WIRE ROPE ASSEMBLY	LUBRICATE	SEE NOTE 2
50  OR SEMI-MONTHLY	3	PADS, NYLATRON / STEEL	COAT	MPG & SEE NOTE 3
	4	WINCH GEAR CASE BREATHER / PLUGS	CHECK	-
	5	PIVOT, WRECKER BOOM	LUBRICATE	MPG W/ MOLY
	6	CYLINDER, WRECKER BOOM LIFT	LUBRICATE	MPG W/ MOLY
100  OR MONTHLY	1	WINCH GEAR CASE LUBE	CHECK LEVEL	SEE NOTE 1
	7	CYLINDER, WRECKER BOOM EXTEND	LUBRICATE	MPG
	8	D-RING	LUBRICATE	MPG
	9	SWIVEL, SHEAVE HEAD WRECKER BOOM / DRAG WINCH	LUBRICATE	MPG
	10	PIN, SHEAVE WRECKER BOOM / DRAG WINCH	LUBRICATE	MPG
	11	CYLINDER, UNDERLIFT TILT	LUBRICATE	MPG
	12	PIVOT, UNDERLIFT TILT	LUBRICATE	MPG
	13	CYLINDER, UNDERLIFT EXTEND	LUBRICATE	MPG
	14	PIVOT, CROSSBAR	LUBRICATE	MPG
	15	CYLINDER, OUTRIGGER/SPADE EXTEND	LUBRICATE	MPG
16	PIVOT, SPADE CLAW	LUBRICATE	MPG	
17	HYDRAULIC RESERVOIR	CHECK LEVEL	HYDRAULIC FLUID	
18	LINKAGE, CONTROL VALVE HANDLES	LUBRICATE	MPG	
250  OR SEMI-ANNUALLY	19	FILTER, HYDRAULIC RETURN	REPLACE	-
250  OR VENDOR SPECIFIED	1	WINCH GEAR CASE LUBE	DRAIN & FILL	SEE NOTE 1
500  OR VENDOR SPECIFIED				
1000  OR ANNUALLY	17	HYDRAULIC RESERVOIR	DRAIN & FILL	HYDRAULIC FLUID
	20	HYDRAULIC RESERVOIR STRAINER	CLEAN	-
	21	HYDRAULIC RESERVOIR MAGNETIC PLUG	CLEAN	-
MPG	HEAVY DUTY MULTI-PURPOSE EP LITHIUM COMPLEX NLGI No. 2 GREASE.			
HYDRAULIC FLUID	USE MOBIL 424 MULTI-VISCOSITY HYDRAULIC FLUID. FOR EXTREME LOW TEMPERATURE APPLICATIONS USE MOBIL DTE 10 EXCEL 32.			
NOTES:	 <ol style="list-style-type: none"> REFER TO WINCH OPERATING / MAINTENANCE MANUAL FOR RECOMMENDED GEAR LUBRICANT FOR SPECIFIED AMBIENT TEMPERATURE RANGE. REFER TO MAINTENANCE MANUAL FOR RECOMMENDED WIRE ROPE LUBRICATION. TO GREASE TOP WEAR PADS INSIDE WRECKER BOOM, USE GREASE GUN WITH NEEDLE NOSE ADAPTER DISTRIBUTE GREASE ON TOP OF BOOM INTERIOR WHERE WEAR PADS RUN. NOT ALL FEATURES SHOWN ARE OFFERED ON ALL MODELS. 			



Copyright © 2022, All rights reserved.

Our mailing address is:

Jerr-Dan
13224 Fountainhead Plaza
Hagerstown, MD. 21742

[unsubscribe from all emails](#)