




## Firefly Terminator G4 Tap Connector

<b>Bulletin Type:</b>	TSB	<b>Publication Date:</b>	September 2022
<b>Bulletin #(s):</b>	22-076	<b>Make(s):</b>	Jayco & Entegra Coach
<b>Job Code(s):</b>	9803580	<b>Model(s):</b>	Ethos LI (20AL, 20TL) Launch (19Y) Launch LE (19Y) Swift LI (20AL, 20TL) Terrain (19Y) Terrain LE (19L)
<b>Flat Rate(s):</b>	9803580 - .10 Repair	<b>Model Year(s):</b>	2022

<b>Incident:</b>	Communication error within the lithium battery
<b>Affected Units:</b>	Certain Jayco 2022 Swift LI, Terrain, Terrain LE & Certain 2022 Entegra Coach Ethos LI, Launch, Launch LE
<b>Parts Kit: 22-076JM</b>	Parts Kit #: 22-076JM 1 - CONNECTOR,G4 TERM DRP TAP (Jayco Part #0209671)
<b>Misc. Tools &amp; Supplies:</b>	N/A
<b>Parts Return Information:</b>	N/A

## FIREFLY TERMINATOR G4 CONNECTOR REPAIR INSTRUCTIONS

1. Locate G4 Tap Connector at the end of the Lithium Battery:
  - A. Mercedes Sprinter (Launch, Launch LE, Terrain, Terrain LE, VY): Rear Access Cover (Fig. 1)
  - B. Dodge Promaster 20AL (Ethos LI, Swift LI): Battery (Forward Bed) Access Cover (Fig. 2)
  - C. Dodge Promaster 20TL (Ethos LI, Swift LI): Timberline Tank (Forward Bed) Access Cover (Fig. 3)



2. Remove the three plugs from the Common G4 Tap (Figure 4) and place them into the new Terminator G4 Tap from the parts list. (Figure 5)
  - A. **NOTE:** With the Terminator G4 Tap installed, ensure that the Firefly and Renogy Battery screens are providing accurate information and/or are not showing faults.




Fig. 4




Fig. 5

*Jayco's sole obligation under our limited warranty is to repair or replace defective materials and/or workmanship deemed our responsibility as determined by Jayco in our sole discretion. Jayco reserves the right to use new and/or remanufactured parts or materials of similar quality to complete any work, and to make parts and/or design changes as appropriate without notice to anyone. Jayco designs and/or materials changes are done without obligation to incorporate such changes in previously manufactured product. Jayco makes every reasonable effort to ensure field remedies will not adversely affect performance and/or safety of the unit. This field remedy is not intended to extend to future performance of this RV, or any of its materials, components or parts beyond the standard warranty period. The RV owner's obligation to notify Jayco, or one of its independent, authorized dealers, of a claimed defect does not modify any obligation placed on the RV owner to contact Jayco directly when attempting to pursue remedies under state or federal law.*

903 South Main Street • P.O. Box 460 • Middlebury, IN 46540