



Technical Service Bulletin

66 Tail lamp trim molding is loose

66 22 90 2067733/1 August 4, 2022.

Model(s)	Year	VIN Range	Vehicle-Specific Equipment
A6	2019 – 2024	All	Not Applicable
A6 allroad, and S6	2020 – 2024		
RS 6 Avant	2021 – 2024		

Condition

Customer states:

The center section of the tail lamp trim molding is pulling away from the bonding strip.

Workshop findings:

A visible gap is apparent between the tail lamp trim molding and the rear lid surface.

Technical Background



Technical Service Bulletin

The bonding strip that affixes the center section of the tail lamp trim molding to the rear lid surface has weakened. The trim strip has pulled away to the extent that a gap can be seen.



Figure 1. Tail lamp trim molding loosening.




Figure 2. Debonding tail lamp trim molding with a visible gap.

Production Solution

The trim attachment process in production is being optimized.



Technical Service Bulletin

Service

If any adhesion is found to be compromised or failed to any extent replace the center section of the tail lamp trim molding (section 3). Follow the procedure in ElsaPro to ensure proper seal adhesion paying particularly close attention to the adhesion surface preparation.




Figure 3. The Center section of the tail lamp trim molding to be replaced.

Warranty

Claim Type:	<ul style="list-style-type: none">• 110 up to 6 Months/6,000 Miles.• 1AM over 6 Months/6,000 Miles.• If the vehicle is outside any warranty, this Technical Service Bulletin is informational only.
Service Number:	6647
Damage Code:	0018






Technical Service Bulletin

Labor Operations:	Center rear trunk trim molding replace	66 47 55 02	See SRT with associated operations
Diagnostic Time:	GFF	No allowance	0 TU
	Road test prior to the service procedure	No allowance	0 TU
	Road test after the service procedure	No allowance	0 TU
Claim Comment:	As per TSB 2067733/1		




All warranty claims submitted for payment must be in accordance with the *Audi Warranty Policies and Procedures Manual*. Claims are subject to review or audit by Audi Warranty.

Required Parts and Tools

Always check with your Parts Department and/or ETKA for the latest information and parts bulletins.		
Part Number	Part Description	Quantity
4K5853927 2ZZ	 Trim strip for tailgate, center - Chrome	1
-or-		
4K5853927 T94	 Trim strip for tailgate, center – Black glossy	1



Technical Service Bulletin

<p>D 00940104 or equivalent surface preparation solvent (e.g. isopropyl alcohol)</p>	 <p>All Purpose Cleaner</p>	<p>0.2</p>
<p>D 355205A2 or equivalent adhesion promoter (e.g. 3M™ 111 Adhesion Promoter or AC77 Adhesive Primer)</p>	 <p>Bonding agent</p>	<p>0.2</p>
<p>D 00950025 (or equivalent)</p>	 <p>Primer Applicator</p>	<p>1</p>



Technical Service Bulletin

Tool Number	Tool Description
VAS 1978/14A	 Hot Air Blower

Additional Information

All parts and service references provided in this TSB (2067733) are subject to change and/or removal.

©2022 Audi of America, Inc. All rights reserved. The information contained in this document is based on the latest information available at the time of printing and is subject to the copyright and other intellectual property rights of Audi of America, Inc., its affiliated companies, and its licensors. All rights are reserved to make changes at any time without notice. No part of this document may be reproduced, stored in a retrieval system, or transmitted in any form or by any means, electronic, mechanical, photocopying, recording, or otherwise, nor may these materials be modified or reposted to other sites, without the prior expressed written permission of the publisher.