



# Technical Service Bulletin

---

## 66 Exterior rear view mirrors noisy when folding in or out

66 22 88 2067558/1 July 14, 2022.

Model(s)	Year	VIN Range	Vehicle-Specific Equipment
A4 allroad, A4, and S4	2020 – 2024	All	Not Applicable

## Condition

### Customer states:

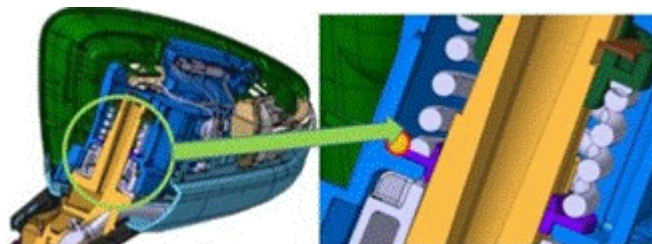
A grinding or rubbing type noise is heard when the exterior rear view mirrors fold in or out.

### Workshop findings:

The noise is replicable when activating the mirror folding function either manually using the mirror control switch or automatically when the mirror folding function when locking the vehicle is active.

## Technical Background

The tensioning spring that separates the mirror base from the mirror body incorporates plastic washers that isolate the spring from its contact surfaces. The surface between the lower washer and the drive unit was insufficiently lubricated in production. When the exterior rear view mirrors are folded in or out an unpleasant grinding or rubbing noise is generated.



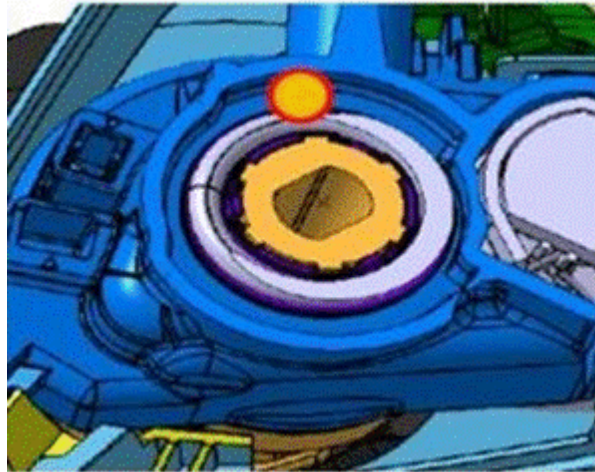
*Figure 1. Area of the mirror base that generates the noise.*



# Technical Service Bulletin

---

Figure 2 shows a closer view in a cut-away format where the noise is generated.



*Figure 2. Cut away view showing the area of the mirror base that generates the noise.*

## Production Solution

The lubrication process in this area of the exterior mirror has been corrected in production.

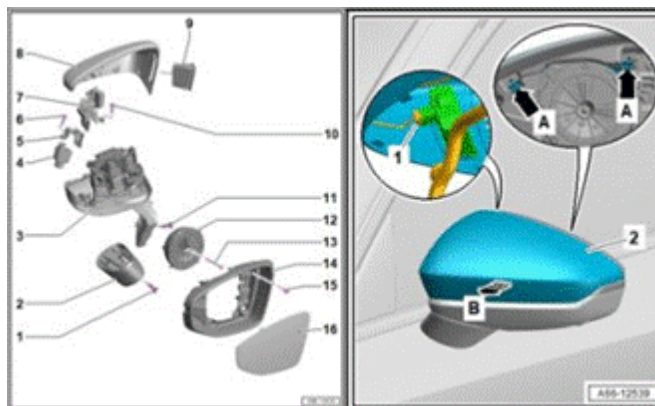
## Service



# Technical Service Bulletin

---

Remove the exterior rear view mirror cap using the procedure in Elsa *Body>>Body Exterior>>66 Exterior Equipment>>Exterior Rear View Mirror>>Mirror Cap, Removing and Installing*.



*Figure 3. Expanded view of mirror assembly and removal instructions.*

Apply two light spray applications to the area of the mirror shown in Figure 4 using special lubricant G 052172M2.



*Figure 4. Application of special lubricant G 052172M2.*

Figure 5 shows a closer view of the area to be lubricated.





# Technical Service Bulletin

---

*Figure 5. Close-up view of the specific point of lubricant application.*

Perform this lubrication operation to both exterior rearview mirrors. Operate both mirrors two or three times to distribute the lubricant. In the event the break-away locking pall was disengaged during this procedure activating the mirror rotation electrically will ensure that the locking pall is re-engaged if necessary. A loud snap will be heard when it locks in position.

## Warranty

Claim Type:	<ul style="list-style-type: none"><li>• 110 up to 48 Months/50,000 Miles.</li><li>• G10 for CPO Covered Vehicles – Verify Owner.</li><li>• If vehicle is outside any warranty, this Technical Service Bulletin is informational only.</li></ul>		
Service Number:	6655		
Damage Code:	0020		
Labor Operations:	Electric mirror housings remove and reinstall	6655 2099	60 TU
	Apply lubricant to exterior rear view mirror spring washers	6689 5099	10 TU
Diagnostic Time:	GFF	No allowance	0 TU
	Road test prior to the service procedure	No allowance	0 TU
	Road test after the service procedure	No allowance	0 TU
Claim Comment:	As per TSB 2067558/1		




# Technical Service Bulletin

---

All warranty claims submitted for payment must be in accordance with the *Audi Warranty Policies and Procedures Manual*. Claims are subject to review or audit by Audi Warranty.


## Required Parts and Tools

Always check with your Parts Department and/or ETKA for the latest information and parts bulletins.		
Part Number	Part Description	Quantity
G 052 172 M2	 Special Lubricant	0.1

## Additional Information

All parts and service references provided in this TSB (2067558) are subject to change and/or removal.

©2022 Audi of America, Inc. All rights reserved. The information contained in this document is based on the latest information available at the time of printing and is subject to the copyright and other intellectual property rights of



# Technical Service Bulletin

---

Audi of America, Inc., its affiliated companies, and its licensors. All rights are reserved to make changes at any time without notice. No part of this document may be reproduced, stored in a retrieval system, or transmitted in any form or by any means, electronic, mechanical, photocopying, recording, or otherwise, nor may these materials be modified or reposted to other sites without the prior expressed written permission of the publisher.