



Technical Service Bulletin

93 Audi drive select and recuperation settings change after ignition cycle

93 22 75 2067487/1 July 11, 2022.

Model(s)	Year	VIN Range	Vehicle-Specific Equipment
e-tron GT	2022 – 2023	All	Not Applicable

Condition

Customer statement:

The following vehicle settings change each time the ignition is switched off and on again:

- In the Audi drive select menu, the selection changes to “comfort” each time the ignition is switched off and on again.
- In the efficiency assist, the selection for recuperation changes to “Manual” each time the ignition is switched off and on again.

Workshop findings:

The customer statements can be reproduced.

Technical Background

The behavior of the drive Audi Drive Select menu and Efficiency assist Recuperation settings changing from the options the driver selected to Comfort and Manual settings is normal for this vehicle and was designed this way.



Technical Service Bulletin

Audi Drive Select Example:

The driver selects "dynamic" or any setting other than "comfort" during their drive (Figure 1).

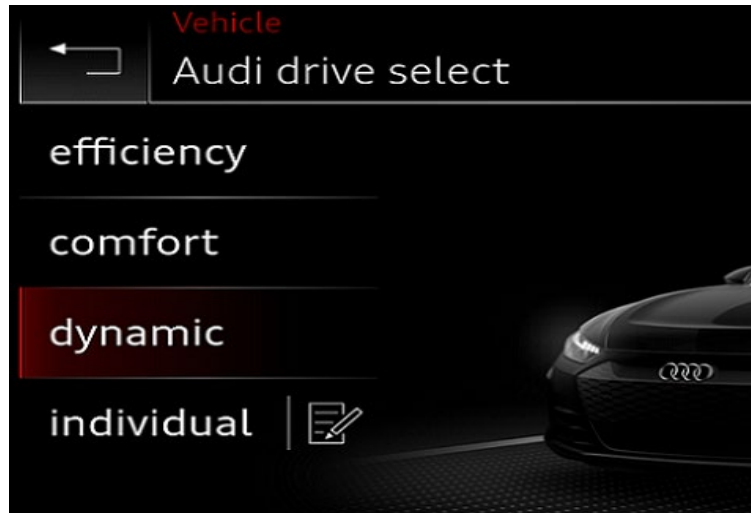
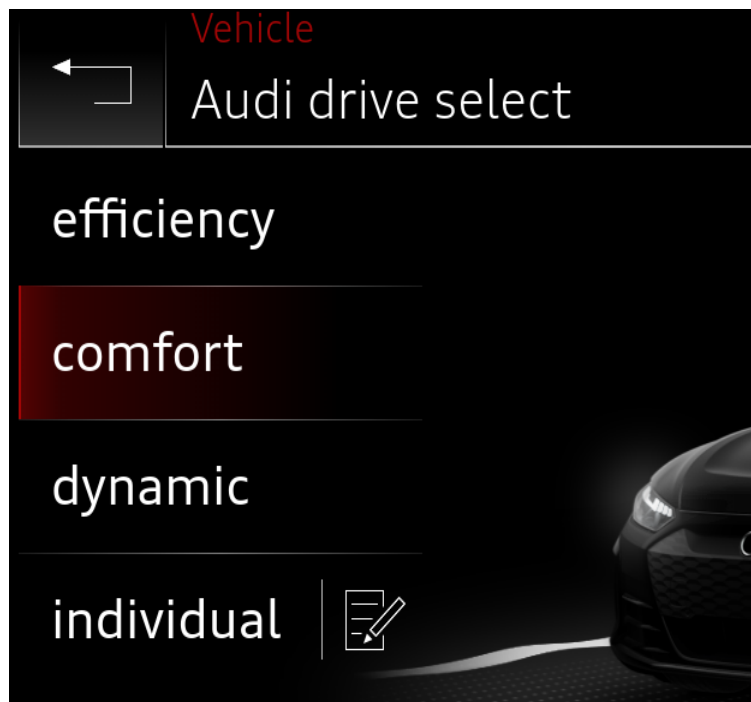


Figure 1. Audi Drive Select "dynamic".

When the vehicle is parked and the ignition is switched off, this selection changes to "comfort" the next time the vehicle is started (Figure 2).





Technical Service Bulletin

Figure 2. Audi Drive Select "comfort".

Efficiency assist – recuperation menu

Example:

In the efficiency assist menu the driver changes the setting to "Automatic" during their drive (Figure 3).

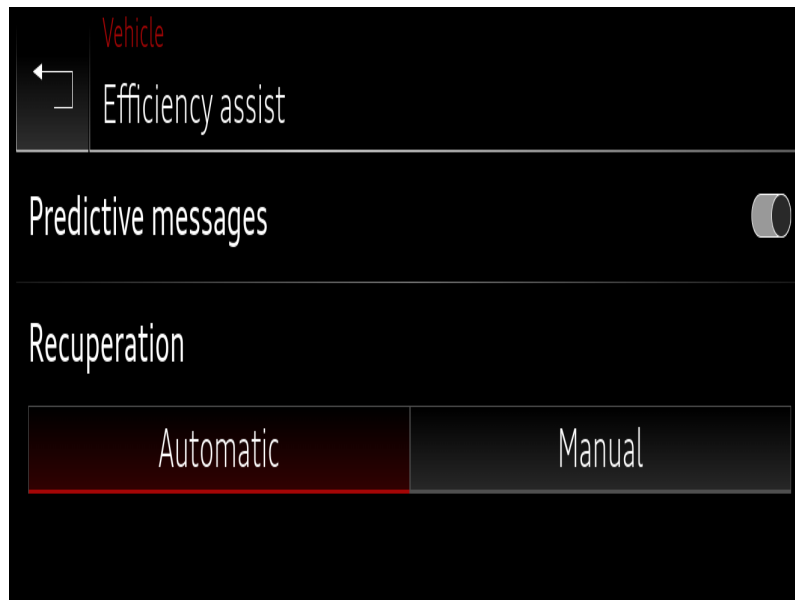


Figure 3. Efficiency assist "Automatic".

When the vehicle is parked and the ignition is switched off, this selection changes to "Manual" the next time the vehicle is started (Figure 4).

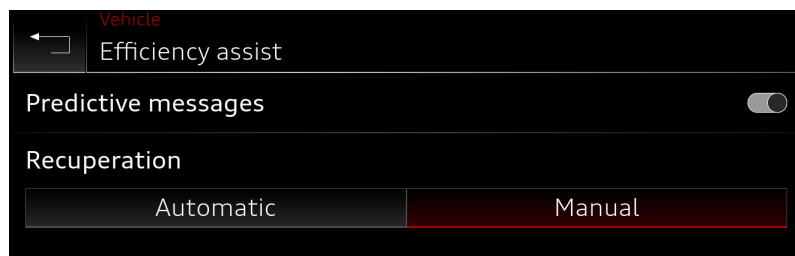


Figure 4. Efficiency assist "Manual".

Production Solution

Not applicable



Technical Service Bulletin

Service

This behavior is programmed this way in the vehicle's applications and is therefore normal. A parts replacement, adaptation or coding change will not change the situation. Inform the customer this is normal operation and this function is operating as designed.

Warranty

This TSB is informational only and not applicable to any Audi warranty.

Additional Information

All part and service references provided in this TSB (2067487) are subject to change and/or removal. Always check with your Parts Department and/or ETKA for the latest information and parts bulletins. Please check the Repair Manual for fasteners, bolts, nuts, and screws that require replacement during the repair.

©2022 Audi of America, Inc. All rights reserved. The information contained in this document is based on the latest information available at the time of printing and is subject to the copyright and other intellectual property rights of Audi of America, Inc., its affiliated companies and its licensors. All rights are reserved to make changes at any time without notice. No part of this document may be reproduced, stored in a retrieval system, or transmitted in any form or by any means, electronic, mechanical, photocopying, recording, or otherwise, nor may these materials be modified or reposted to other sites, without the prior expressed written permission of the publisher.