



Service Bulletin

Bulletin No.: 18-NA-098

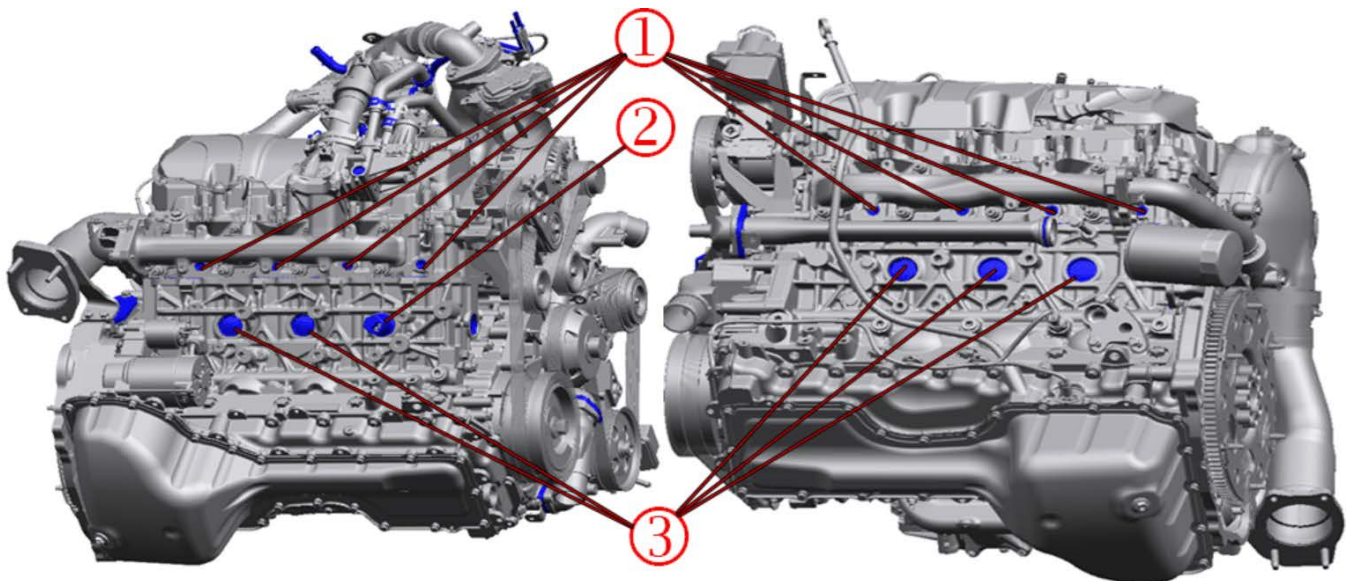
Date: January, 2022

INFORMATION

Subject: Diagnostic Tip for Coolant Leak, Coolant Consumption and/or Low Coolant Message Being Displayed On the Driver Information Center (DIC)

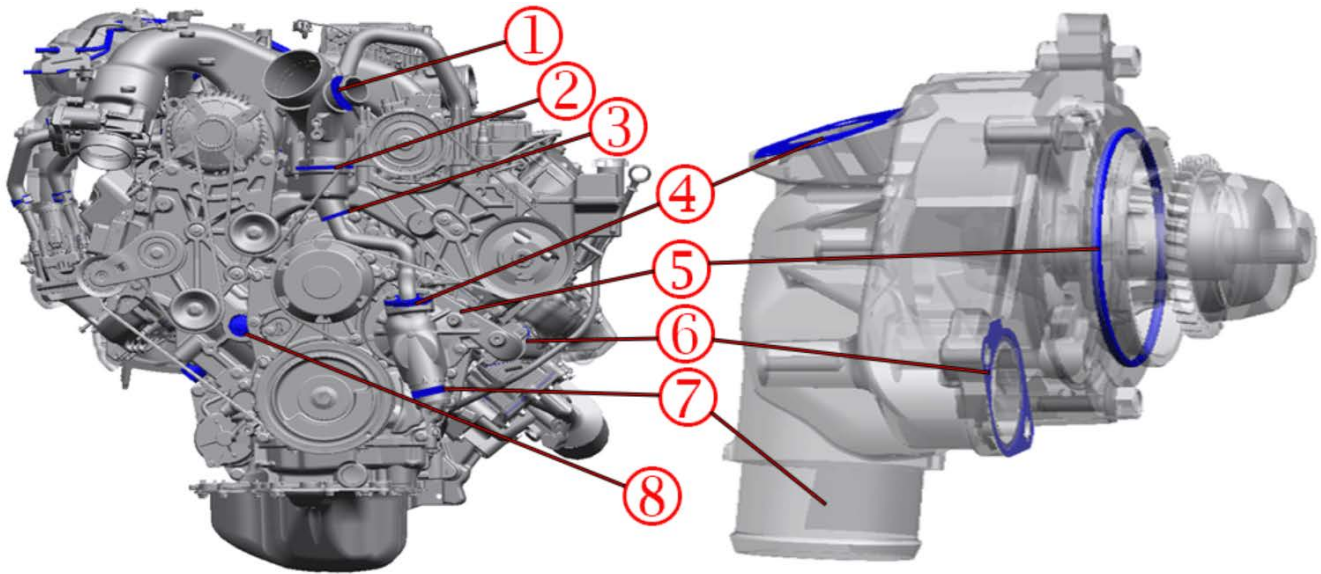
Brand:	Model:	Model Year:		VIN:		Engine:	Transmission:
		from	to	from	to		
Chevrolet	Silverado	2017	2018			Equipped with 6.6L Diesel Engine (RPO L5P, L5D)	
	Silverado 2500/3500	2019	2022				
	Silverado 4500HD, 5500HD and 6500HD	2019	2022				
GMC	Sierra	2017	2018				
	Sierra 2500/3500	2019	2022				

Involved Region or Country	North America, Middle East, Australia, New Zealand.
Condition	Some customers may comment on a coolant leak, coolant consumption and/or low coolant message being displayed on the driver information center (DIC).
Correction	Use the illustrations below, that show the areas in blue, to help identify where to look for possible coolant leak paths for the Duramax engine.



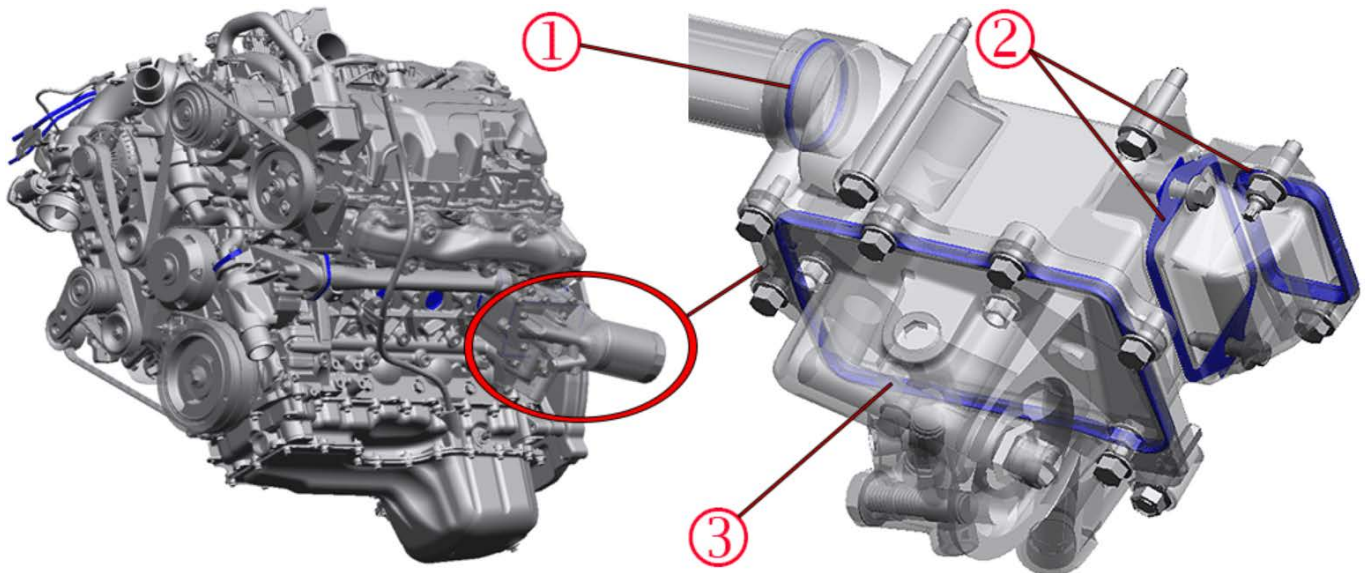
5027608

1. Plugs in Cylinder Head (PLUG, CYL HD CORE HOLE) (Qty 8)
2. Block Heater (HEATER, ENG COOL)
3. Cup Plugs in Block (PLUG, ENG BLK COOL DRN HOLE (OD=40MM) (Qty 5)



5027641

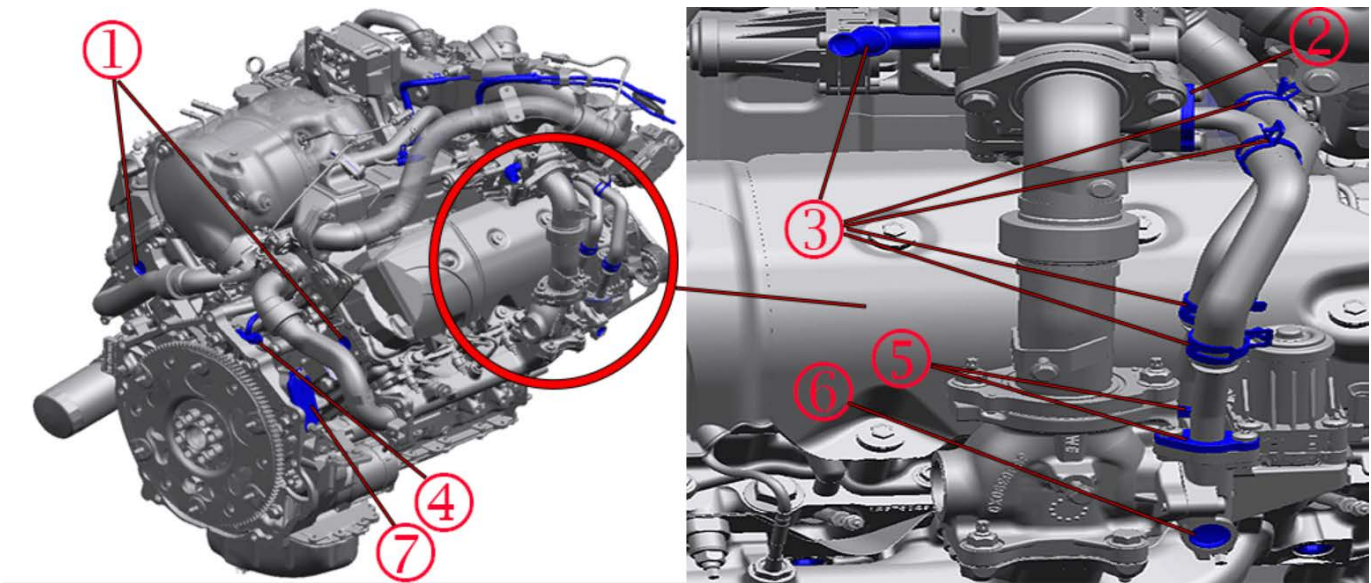
1. Coolant Hose and Clamp
2. Thermostat Housing (SEAL, ENG COOL THERM (O RING))
3. O-Ring for Bypass Pipe (SEAL, THERM BYPASS PIPE (O RING))
4. Flange with Gasket for Bypass Pipe (GASKET, THERM BYPASS PIPE)
5. O-Ring Seal (Front Cover to Water Pump) (SEAL, W/PMP CVR)
6. Seal-Water Pump to Pipe (GASKET, W/PMP OTLT PIPE)
7. Coolant Hose and Clamp
8. Cup Plug on Block (PLUG, ENG BLK COOL DRN HOLE)



5028324

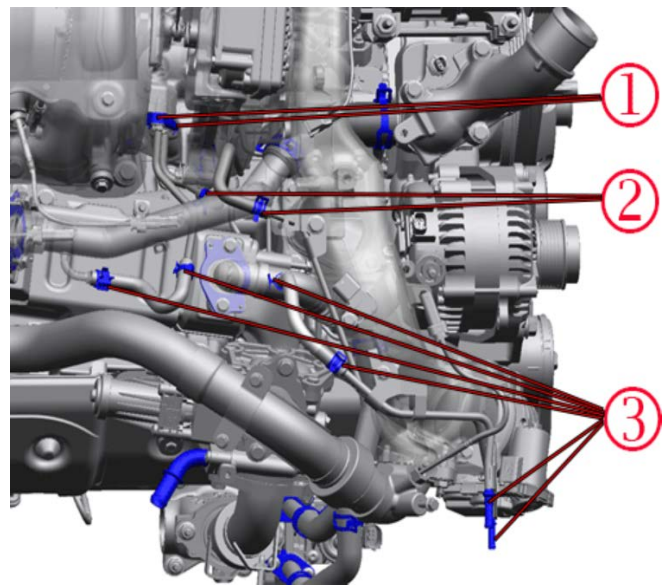
1. O-Ring (Water Pipe to Oil Cooler) (SEAL, W/PMP OTLT PORT)
2. Either end of the Oil Cooler Adapter (Elbow) (GASKET, ENG OIL CLR ADAP)
3. Seal in the Oil Coolerlet (GASKET, ENG OIL CLR)

Note: Ghost view of the Oil Cooler to reveal O-ring and cover gasket and 2 adapter gaskets (Oil Filter not shown).



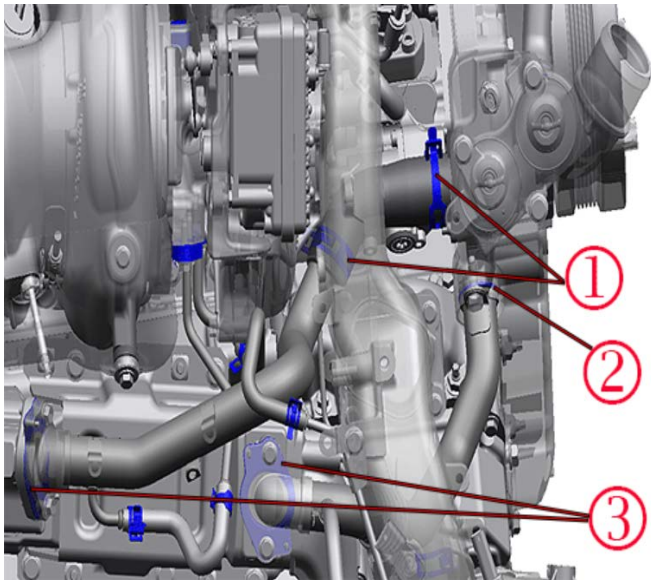
5028590

1. Cup Plugs (Qty 2)(One per side in rear of Cylinder Head) (PLUG, CYL HD CORE HOLE)
2. Gaskets under Flange, 1 location on EGR Bypass Valve (Serviced with VALVE, EGR VLV CLR BYPASS)
3. Hose Clamps, 5 locations
4. Turbo Coolant Feed Pipe (GASKET, TURBO COOL FEED & RTN PIPE)
5. Gaskets under Flange, 2 locations on EGR Valve (Service with VALVE, EGR)
6. Cup Plug in Bypass Valve (Service with VALVE, EGR)
7. Cover on Flywheel Housing (GASKET, FLYWHL HSG CVR)

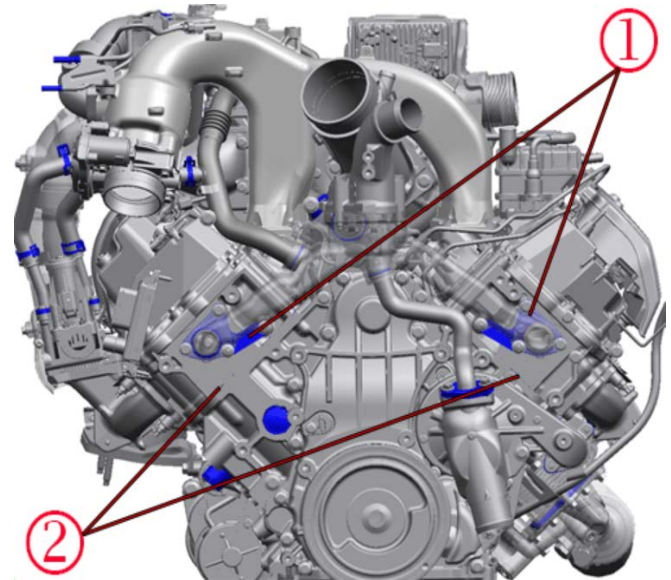


5028593

1. Gasket for Turbo coolant pipes (GASKET, TURBO COOL FEED & RTN PIPE) (Qty 2)
2. Ghost view of Upper Intake Manifold and EGR Coolant Pipe. Inlet Adapter removed to reveal EGR Coolant Return Pipe.
3. Hose Clamps for Turbo Coolant Pipes and DEF Coolant Pipe (Qty6)



5028604



5028676

Note: A leak on the top of the engine will trail down the back of the engine and appear as a rear cover leak.

1. Hose Clamps on the EGR Coolant Return Hose (Qty 2)
2. O-Ring for EGR Coolant Return Pipe (SEAL, EGR COOL FEED PIPE) (Qty 2)
3. Gaskets under Flanges for EGR Coolant Feed and Return Pipes (SEAL, EGR COOL FEED PIPE) (Qty 2)

1. Gaskets between Cylinder, Heads and Water Crossover Housing (GASKET, ENG COOL THERM HSG) (Qty 2)
2. Head Gaskets (GASKET, CYL HD)

Version	5
Modified	Released April 05, 2018 Revised July 25, 2018 - Added the 2019 to Model Year. Revised June 24, 2019 – Added the 2020 Model Year. Revised November 06, 2020 — Added 2021 Model Year and Silverado 4500HD, 5500HD and 6500HD January 11, 2022 - Added 2022 to Model Year.

