



SIB 17 01 22

2022-02-09

SERVICE ACTION: INSPECT AND MODIFY OPTIONAL ACCESSORY
COOLER GUARD

MODEL

Model	Model Description	Model Year
K66	M 1000 RR	2021 – Current
K67	S 1000 RR	2020 – Current

The affected vehicles have been marked with campaign number **INFO773190** in AIR.

Since the affected parts were not installed at the factory, it is **not possible** to determine if a specific vehicle is affected by this campaign by verifying the VIN in AIR (Aftersales Information Research).


AIR will display this bulletin in the Special Information section for all motorcycles that had the affected parts available as an accessory, and the presence of this bulletin in AIR does not imply that affected accessories were installed on a particular vehicle; **it is therefore necessary to visually assess the motorcycle and confirm whether the affected accessory parts were installed.**

Because this campaign is not VIN-specific, it will continue to be shown in the Special Information section of AIR, even after remediation.

Please note, open campaigns or vehicle stops may not appear in DCS Warranty Vehicle Inquiry or sales systems until 24-72 hours after they are announced, therefore AIR is always the recommended method for determining open campaigns and vehicle stops.

SITUATION

Installation of the accessory oil cooler guard from the BMW Motorrad Special Accessories Catalog may result in chafe marks on the cooler.



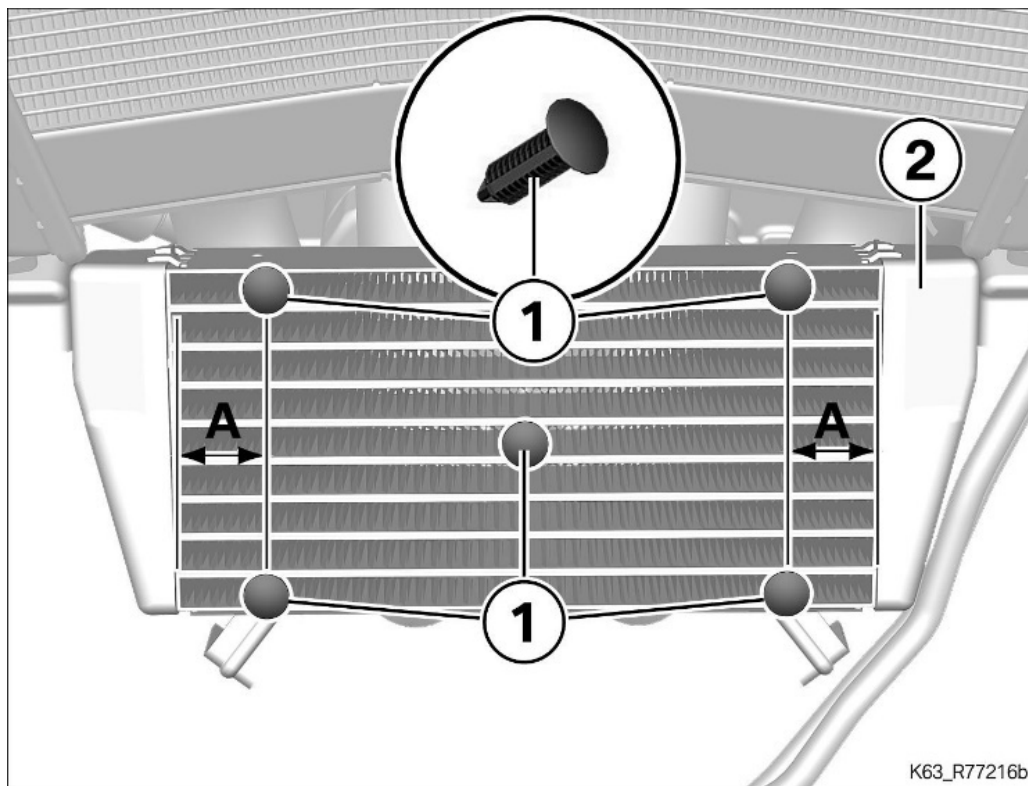
CORRECTION

New installation instructions require use of special spacers to prevent chafing marks on the oil cooler.

PROCEDURE

Action is only required if this optional accessory is found to be installed while the motorcycle is at your dealership.

If the accessory oil cooler guard is installed, please reinstall it with five (5) spacers, part number below. Follow instructions "77 14 006 – Installing the radiator protection" in AIR, which were updated in February 2022.



Once the oil cooler guard is re-installed with spacers, please confirm that the guard is not touching the oil cooler.

PARTS INFORMATION

Part Number

52 20 1 964 201	Clip	Qty: 5
-----------------	------	--------

WARRANTY INFORMATION

When submitting a warranty claim, please select Type 2 for parts warranty.

Defect code

77 31 90 00 00	Retrofitting optional accessories radiator grille guard abrasion protection
----------------	---

Labor Operation

Copyright ©2022 MOTORRAD USA, a division of BMW of North America, LLC. All Rights Reserved

FRUs includes all repair procedures to complete the task with allowance for necessary ancillary tasks (e.g., visual inspection, lubrication, cleaning parts etc.) and administrative tasks.

QUESTIONS REGARDING THIS BULLETIN

Technical inquiries	Contact the BMW Technical Support Group via TSARA
Warranty inquiries	Submit an IDS ticket to the Warranty Department
Parts inquiries	Submit an IDS ticket to the Motorrad Parts Department

Supporting Materials

[picture_as_pdf 17 01 22 SERVICE ACTION OPTIONAL ACCESSORY COOLER GUARD.pdf](#)

Service Information Bulletin

Radiator, Cooling Systems

February 9, 2022

17 01 22

SERVICE ACTION: INSPECT AND MODIFY OPTIONAL ACCESSORY COOLER GUARD



**BMW
MOTORRAD**

MODEL

Model	Model Description	Model Year
K66	M 1000 RR	2021 – Current
K67	S 1000 RR	2020 – Current

The affected vehicles have been marked with campaign number **INFO773190** in AIR.

Since the affected parts were not installed at the factory, it is **not possible** to determine if a specific vehicle is affected by this campaign by verifying the VIN in AIR (Aftersales Information Research).


AIR will display this bulletin in the Special Information section for all motorcycles that had the affected parts available as an accessory, and the presence of this bulletin in AIR does not imply that affected accessories were installed on a particular vehicle; **it is therefore necessary to visually assess the motorcycle and confirm whether the affected accessory parts were installed.**

Because this campaign is not VIN-specific, it will continue to be shown in the Special Information section of AIR, even after remediation.

Please note, open campaigns or vehicle stops may not appear in DCS Warranty Vehicle Inquiry or sales systems until 24-72 hours after they are announced, therefore AIR is always the recommended method for determining open campaigns and vehicle stops.

SITUATION

Installation of the accessory oil cooler guard from the BMW Motorrad Special Accessories Catalog may result in chafe marks on the cooler.



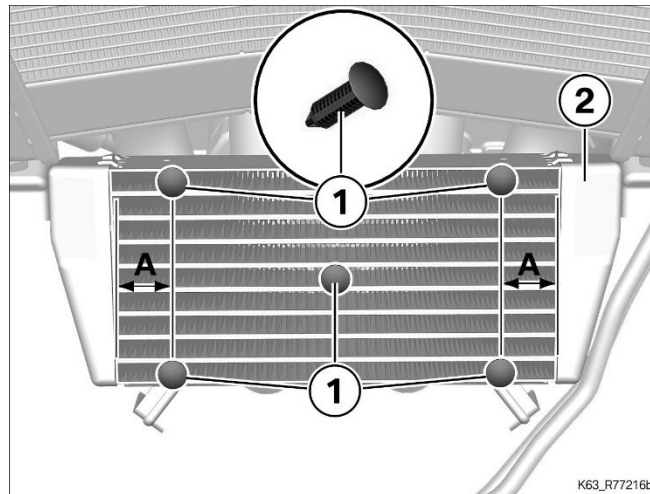
CORRECTION

New installation instructions require use of special spacers to prevent chafing marks on the oil cooler.

PROCEDURE

Action is only required if this optional accessory is found to be installed while the motorcycle is at your dealership.

If the accessory oil cooler guard is installed, please reinstall it with five (5) spacers, part number below. Follow instructions “77 14 006 – Installing the radiator protection” in AIR, which were updated in February 2022.



Once the oil cooler guard is re-installed with spacers, please confirm that the guard is not touching the oil cooler.

PARTS INFORMATION

Part Number

52 20 1 964 201	Clip	Qty: 5
-----------------	------	--------

WARRANTY INFORMATION

When submitting a warranty claim, please select Type 2 for parts warranty.

Defect code

77 31 90 00 00	Retrofitting optional accessories radiator grille guard abrasion protection
----------------	---

Labor Operation

+77 14 506	Installing the radiator protection	4 FRU
------------	------------------------------------	-------

FRUs includes all repair procedures to complete the task with allowance for necessary ancillary tasks (e.g., visual inspection, lubrication, cleaning parts etc.) and administrative tasks.

QUESTIONS REGARDING THIS BULLETIN

Technical inquiries	Contact the BMW Technical Support Group via TSARA
Warranty inquiries	Submit an IDS ticket to the Warranty Department
Parts inquiries	Submit an IDS ticket to the Motorrad Parts Department