

SERVICE BULLETIN

Reference number:	SB-41-1636	Issued: 07 April, 2022
Subject:	DBX Vehicle Lifting Process	
Applicable to:	All Dealers	
Model:	DBX	
Distribute to:	After Sales Manager Executive Manager Service Manager Sales Manager	Warranty Staff Technician(s) Parts Staff

Reason for this Service Bulletin

Aston Martin has found that when a DBX is lifted on a 2-post lift or a jack with the ignition set to on, this can cause the Diagnostic Trouble Codes (DTC's) that follow:

- C158A-33 (U57) Air Damping Module (ADM) - Signal Has too Many Transitions / Events.
Note: Vehicle level too high or too low for high vehicle speed.
- C1588-31 (U57) Air Damping Module (ADM) - No Signal.
Note: Down-levelling speed on front axle too low.

To prevent this issue, you must switch the ignition off before you lift the vehicle on a 2-post lift or a jack.

Note: The DBX workshop manual will be updated to include this change.

The warning message in (Figure 1) will also show in the instrument cluster.



Figure 1

Workshop Procedure to Clear the Warning Message

1. To clear the warning message in Figure 1, set the ignition to on, but do not start the engine.
2. Connect the Vehicle Communication Interface (VCI) to the vehicle by using the Diagnostic Link Cable (DLC).
3. Click the "DTC/OBD" button (refer to Figure 2).

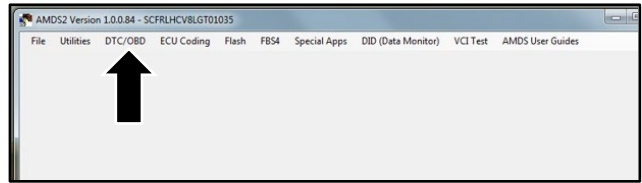


Figure 2

4. In the "DTC Read" window select "Read DTC".
(refer to Figure 3).

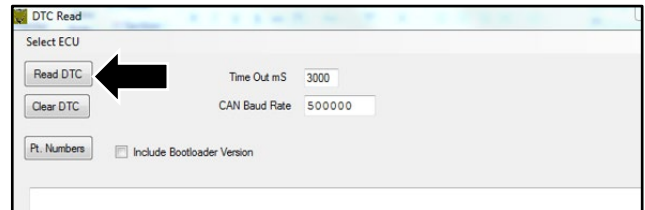


Figure 3

5. In the "DTC Read" window select "Clear DTC".
(refer to Figure 4).

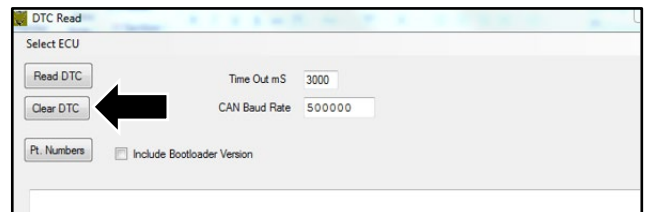


Figure 4

6. Make sure there are no diagnostic trouble codes (DTCs) stored for the vehicle.
7. Set the ignition to off.
8. Disconnect the VCI from the vehicle and shut down AMDS 2.0.

Yours faithfully



Nick Lines

Head of Aftersales

If you have any questions related to this document, please refer to the 'Contact Us' link on this webpage, or contact your local Dealer or After Sales Manager.

The English version of this Service Action is written in Simplified Technical English to ASD-STE100™.