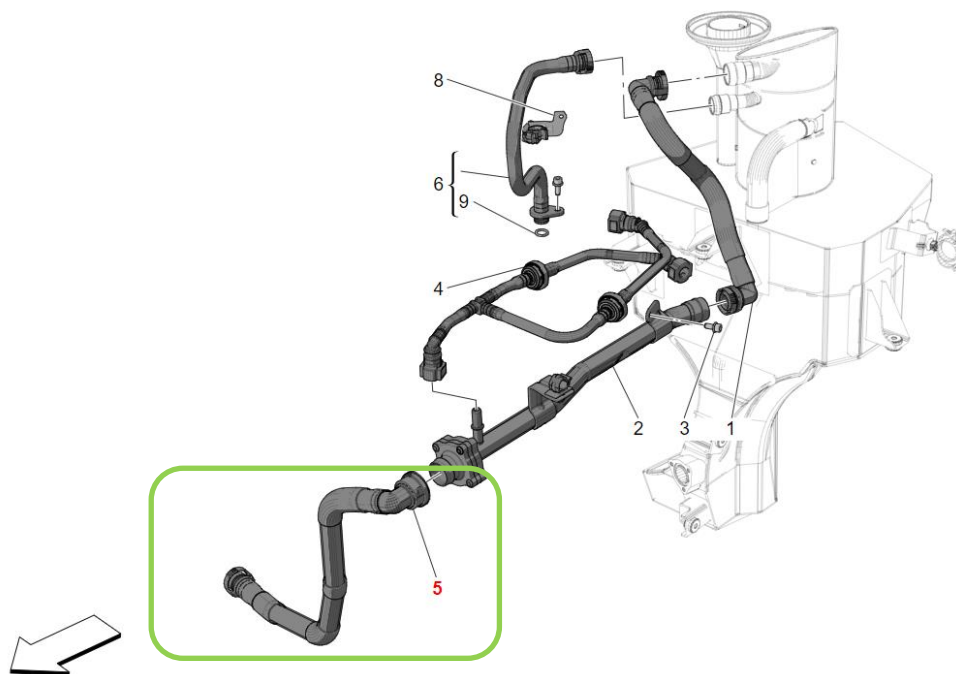


MAS003030 (MSC 22-11)

Campaign 499
FROM Maserati TSO
TO Maserati Network



Service Campaign 499 MC20 – Engine Oil Blow-By Breather pipe check



DATE: April 11 2022


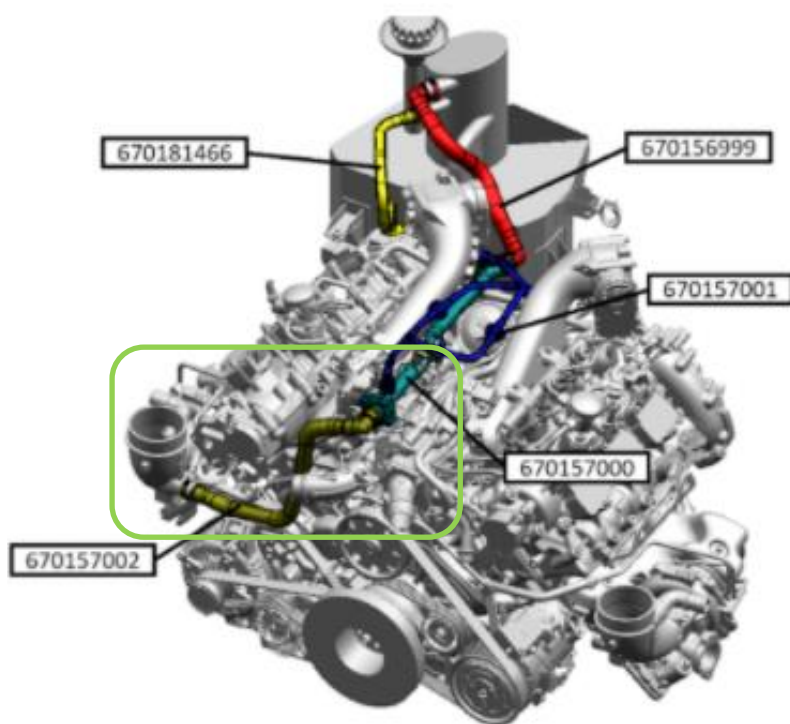
Certain Maserati MC20 (M240) vehicles listed in ModisCS+ are involved in a Service Campaign for possible missing Engine Oil Blow-By Breather hose. We ask you to carry out the inspection procedure reported into this technical bulletin to check the presence of this hose.

Always check in ModisCS+ to see if the vehicle is involved in this campaign and if the campaign has not been previously performed.

If you have any questions, contact your Regional AfterSales Manager or the Technical Support Helpdesk.

Inspection Procedure

1. Open the Engine Hood Lid.
2. Locate the Engine Oil Blow-by hose located in the center of the block in correspondence with the throttle bodies.



3. Check for the presence of the hose:
 - OK: The hose is present. -> The inspection is finished. No other actions are required.
 - NOT OK: The hose is NOT present. -> continue to **Step 4**.
4. Install new Engine Oil Blow-by Hose following the workshop manual procedure in Tech DOC section:
1.63.057.0 OIL VAPOUR SEPARATOR BREATHER PIPE
5. The procedure is completed.

Warranty Claim

Complete the warranty claim as follows:

Description	Code
Campaign Number	499
Warranty Code	23
Fault Code	063
Component Code	1.63.057
Operation Code	
- Inspection	1.63.057.A(0.05h)
- Install new Engine Oil Blow-by Hose	1.63.057.0 (6.35h)